2 North 01
1 : 50

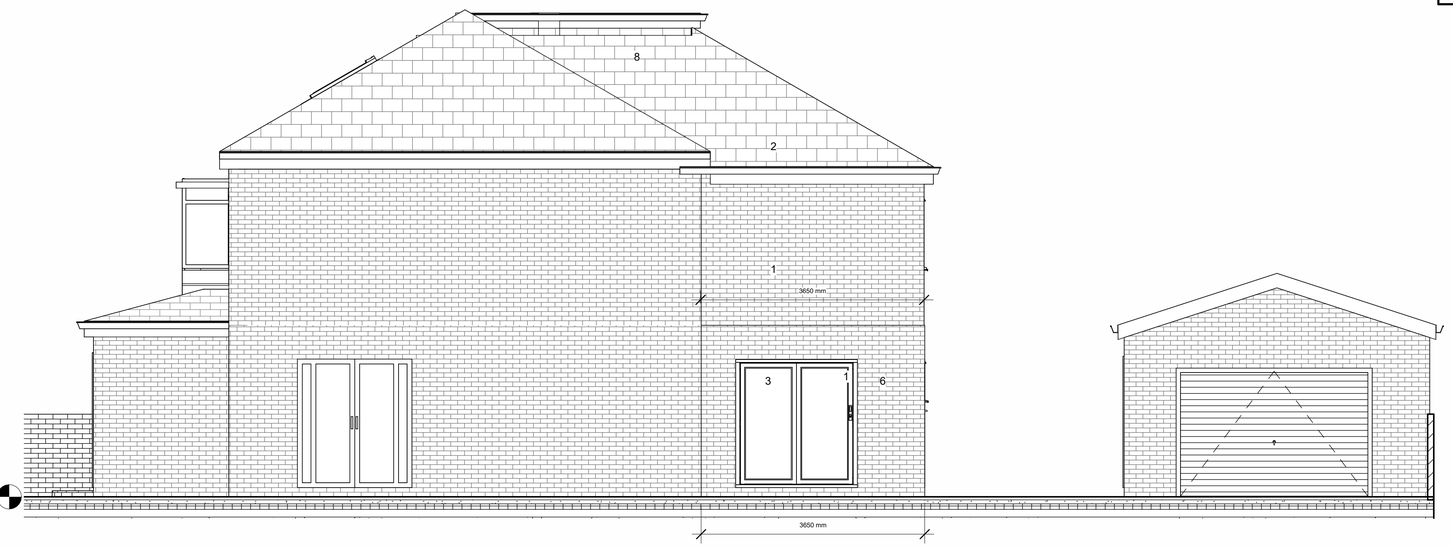

1 East
1 : 50

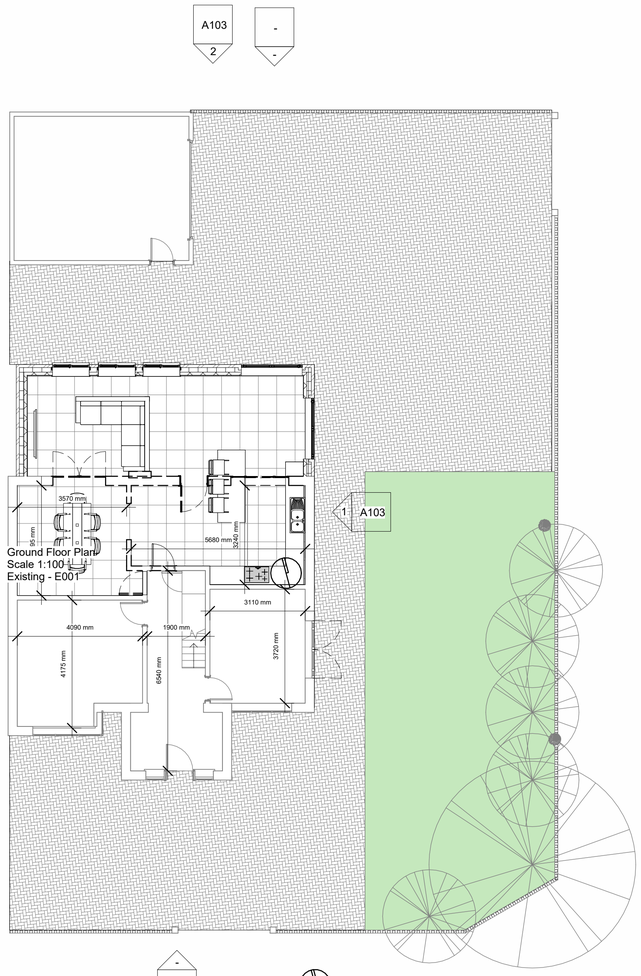

5 PROPOSED SITE PLAN
1 : 100

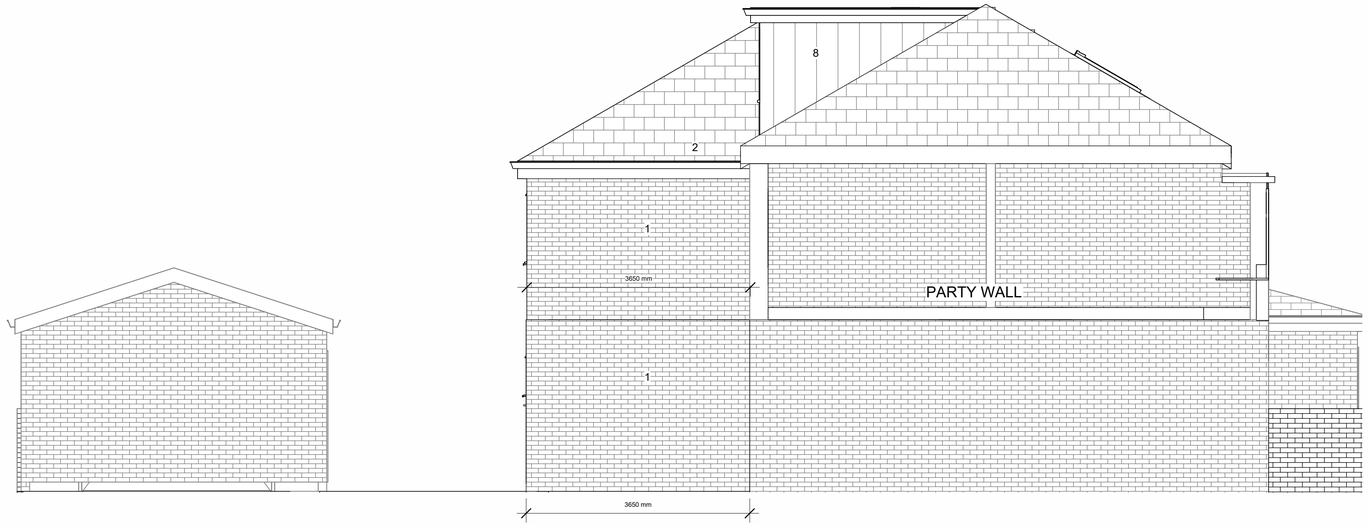

4 West
1 : 50

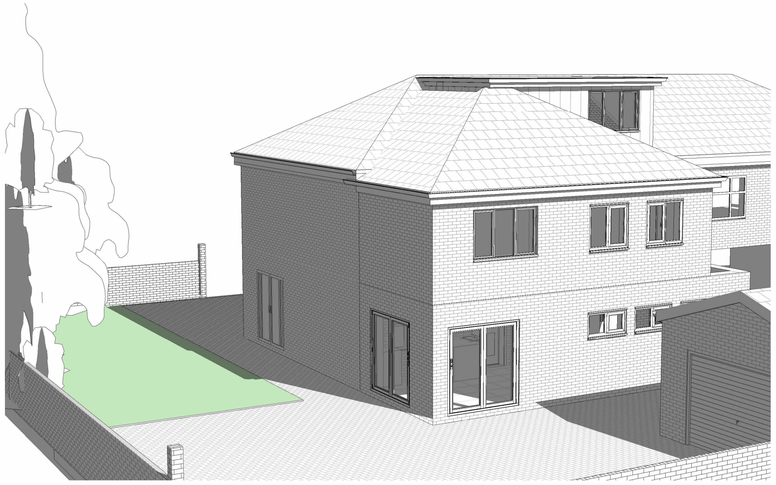

3 3D View 3

Notes

GENERAL NOTES

THE CONTRACTOR IS ADVISED TO VISIT THE SITE PRIOR TO ALL LOCAL CONDITIONS & RESTRICTIONS LIKELY TO AFFECT THE EXECUTION OF THE WORKS. NO CLAIMS ARISING FROM FAILURE TO DO SO WILL BE CONSIDERED.

THIS DRAWING IS TO BE READ IN CONJUNCTION WITH ALL OTHER DRAWINGS, SCHEDULES & SPECIFICATIONS RELATING TO THE PROJECT AND ANY DISCREPANCIES NOTIFIED TO THE CONTRACT ADMINISTRATOR IMMEDIATELY.

THE CONTRACTOR IS TO CHECK ALL DIMENSIONS ON SITE PRIOR TO COMMENCING WORKS OR ORDERING ANY MATERIALS. DO NOT SCALE OFF DRAWINGS..

ALL WORKMANSHIP AND MATERIALS TO COMPLY WITH BUILDING REGULATIONS,BRITISH STANDARDS,CODES OF PRACTICE, MANUFACTURERS INSTRUCTIONS,AGREMENT CERTIFICATES ETC.ALL MATERIALS SHALL BE SUITABLE FOR PURPOSE.

THE CONTRACTOR IS TO MAKE GOOD ALL

- THE CONTRACTOR TO CHECK AND VERIFY ALL BUILDING AND SITE DIMENSIONS, LEVELS AND SEWER INVERT LEVELS AT CONECTION POINTS BEFOIRE WORK COMMENCES.
- THIS DRAWING MUST BE READ WITH AND CHECKED AGAINST ANY STRUCTURAL OR SPECIALIST DRAWINGS PROVIDED.
- THE CONRACTOR IS TO COMPLY IN ALL ASPECTS WITH THE CURRENT BUILDING REGULATIONS WHETHER OT NOT SPECIFICALLY STATED ON THESE DRAWINGS
- NO DIMENSIONS ARE TO BE SCALED FROM THIS DRAWING, ALL DIMENSION TO BE CHECKED BEFORE WORK COMMENCES AND ANY DISCREPANCY TO BE REPORTED TO CLIENT.
- ALL WORKS TO COMPLY WITH THE WORKMANSHIP CLAUSES IN BS8000 SERIES AND TO BE IN FULL COMPLIANCE WITH BUILDING REGULATIONS.
- CONTRACTOR IS TO NOTIFY BUILDING CONTROL AT THE APPROPRIATE STAGES IN CONSTRUCTION - NECESSARY FOR THEM TO DETERMINE THE WORKS STATUTORY COMPLIANCE.

WORKS DISTURBED.

THE CONTRACTOR TO COMPLY WITH CDM REGULATIONS AND HEALTH AND SAFETY REQUIREMENTS WHERE APPROPRIATE.
*

Text Key

1. Proposed Red Facing Brick to Match Existing
2. Roof covering to match existing
3. Proposed White PVCu Double Glazed Windows
4. Proposed White PVCu Obsecured Double Glazed Windows
5. Proposed Velux PVCu Roof Light
6. Bi-Fold Aluminium Antheracite or External Door
7. Composite Double Glazed doors
8. Dormer Fibre Cement hanging tiles or standing seam or similar fire rated non combustible finish

Rev	Description	Date	Dr by	App by

original by	date created	approved by
NK	01/06/25	NK

NK Architectural
Enquiries@nkarchitectural.co.uk
0161 726 5240
www.NKARCHITECTURAL.co.uk

client name
OWNER

project
27 Parsonage Road, Manchester, M20 4PW

drawing
PROPOSED ELEVATIONS AND SITE PLAN

computer file
C:\Users\NKARC02\Dropbox\NKARC\27 Parsonage Road, Manchester M20 4PW\27 Parsonage Road, Manchester M20 4PW v1 0.rvt

plot date

project number
2025.0042.2254

scale
As indicated @A1

drawing number
A103

rev
C

issue status
PLANNING

This drawing is to be read in conjunction with all related drawings. All dimensions must be checked and verified on site before commencing any work or producing shop drawings. The originator should be notified immediately of any discrepancy.
This drawing is copyright and remains the property of NK Architectural.