



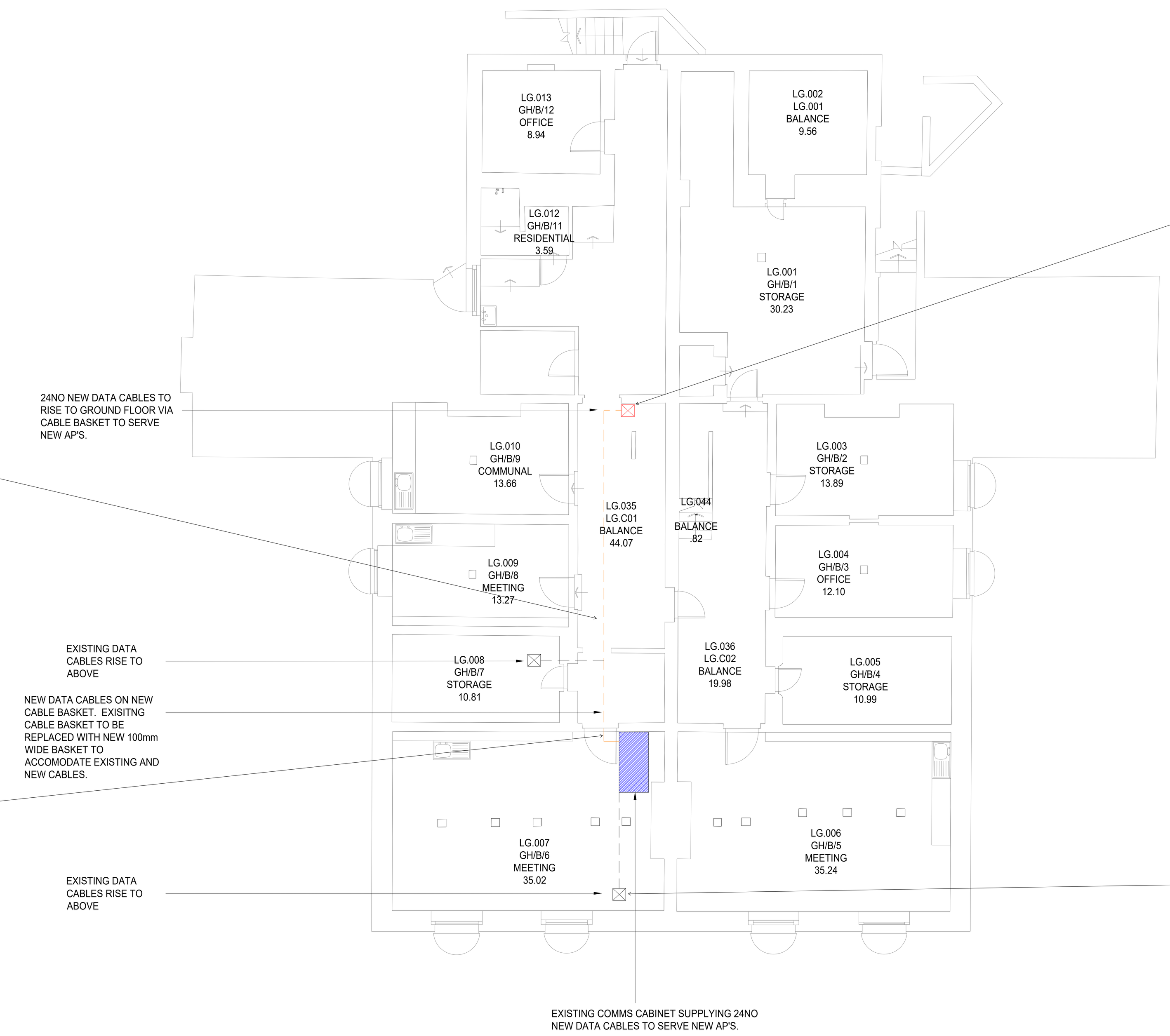





© 2025 RPS Group Ltd

General Notes

1. This drawing has been prepared in accordance with the scope of RPS's appointment with its client and is subject to the terms and conditions of that appointment. RPS accepts no liability for any use of this document other than by its client and only for the purposes for which it was prepared and provided.
2. If received electronically it is the recipients responsibility to print to correct scale. Only written dimensions should be used.
3. This drawing should be read in conjunction with all other relevant drawings and specifications.
4. This drawing is not to be used for Construction/Installation purposes. It is a general arrangement Design Drawing and the Contractor shall produce their own Working Drawing for installation purposes.

For guidance only. Do not scale off this drawing

1:20 - 0	200mm	400mm	600mm	800mm	1000	1200	1400	1600	1800	2000
1:100 - 0	1m	2m	3m	4m	5m	6m	7m	8m	9m	10m

1:50 - 0	1m	2m	3m	4m	5m
1:5 - 0	100mm	200mm	300mm	400mm	500mm

Safety, Health & Environment Information

In addition to the hazards / risks normally associated with the types of work detailed on this drawing take note below. It is assumed that all works on this drawing will be carried out by a competent contractor, working, where appropriate, to an appropriate method statement.

Construction risks	Maintenance/Cleaning risks	Demolition/Adaption risks
Refer to MEP Residual Risk Register and specific H&S notes included on drawing	Refer to MEP Residual Risk Register and specific H&S notes included on drawing	Refer to MEP Residual Risk Register and specific H&S notes included on drawing

LEGEND

- REPLACEMENT AP POINT FOR INTERNAL COMMUNAL, CEILING MOUNTED LOCATION.
- NEW AP POINT FOR INTERNAL COMMUNAL, CEILING MOUNTED LOCATION.
- EXISTING LOCATION OF AP POINT TO BE RELOCATED.
- EXISTING CABLE CONTAINMENT
- NEW CABLE CONTAINMENT
- NEW PVC CONDUIT
- EXISTING PVC CONDUIT
- NEW CONTAINMENT RISES TO ABOVE/ DROPS TO FLOOR
- EXISTING CONTAINMENT RISES TO ABOVE/ DROPS TO FLOOR
- ELV 50 — CONTAINMENT TYPE AND SIZE: ELV = DATA BASKET
- DATA COMMS CABINET ROOM

1. PLEASE DO NOT SCALE FROM THIS DRAWING.
2. THIS DRAWING FORMS PART OF THE MEP DETAILED DESIGN PACKAGE AND SHOULD BE READ IN CONJUNCTION WITH THE COMPLETE PACKAGE INCLUDING UoM STANDARDS / PROCEDURES AND DESIGNERS INFORMATION.
3. IT WAS NOTED ON SITE THAT SOME EXISTING AP UNITS HAVE BEEN PROVIDED WITH A SINGLE DATA CABLE WHICH HAS BEEN ROUTED FROM THE FLOOR ABOVE. CONFIRMATION IS REQUIRED FROM THE UoM IT SUPPORT ENGINEER AS TO THE CURRENT NUMBER OF DATA OUTLETS REQUIRED FOR EACH AP UNIT AND THEIR ROUTING.
4. EXISTING CONTAINMENT ROUTING SHOWN IS INDICTIVE BASED ON LIMITED ACCESS AND CONCEALED CONTAINMENT ON SITE.
5. FIRE RATED SEALANT AND INTUMESCENT COLLARS TO BE REAPIRED WHERE APPROPRIATE.
6. THE ACCESS POINT REFERENCES INDICATED ON THIS DRAWING REFLECT THE ROC TECHNOLOGIES REFERENCES AND FOLLOW THEIR CONVENTION, IE;

FXX-T-M(A), WHERE
F = FLOOR NUMBER
XX = AP NUMBER
T = AP TYPE
    H = AP-635
    L = AP-615
    B = AP-605H
M = MOUNTING TYPE
    C = CEILING
    W = WALL
    O = OBERON BRACKET
(A) = ACTION
    R = REFRESH
    M = MOVE
    N = NEW
    D = DECOMMISSION
    K = KEEP AS IS

Rev	Description	By	Date
C02	Listed Building Consent	LH	11/06/26
C01	Issued for Contract	LH	02/04/26
P02	Containment notes updated	LH	14/01/26
P01	Tender Issue	SG	06/01/26

TETRA TECH | RPS A TETRA TECH COMPANY

London • Birmingham • Manchester • Leeds • Newcastle-upon-Tyne

Client: University of Manchester

Project: Whitworth Park Wifi Transformation

Title: Grove House Basement Proposed Wifi Points

RPS Project Number	Scale @ A0	Date Created
794-DES-BSL31956	1:100	26/11/25
Task Team Manager	Information Author	Task Information Manager
BD	LH	CB

Status: CONTRACT ISSUE

Document Number: BSL31956-RPS-GR-BS-DR-E-6120

Revision: C02

Project Code - Originator - Volume - Level - Type - Role - Unique No.

rpsgroup.com