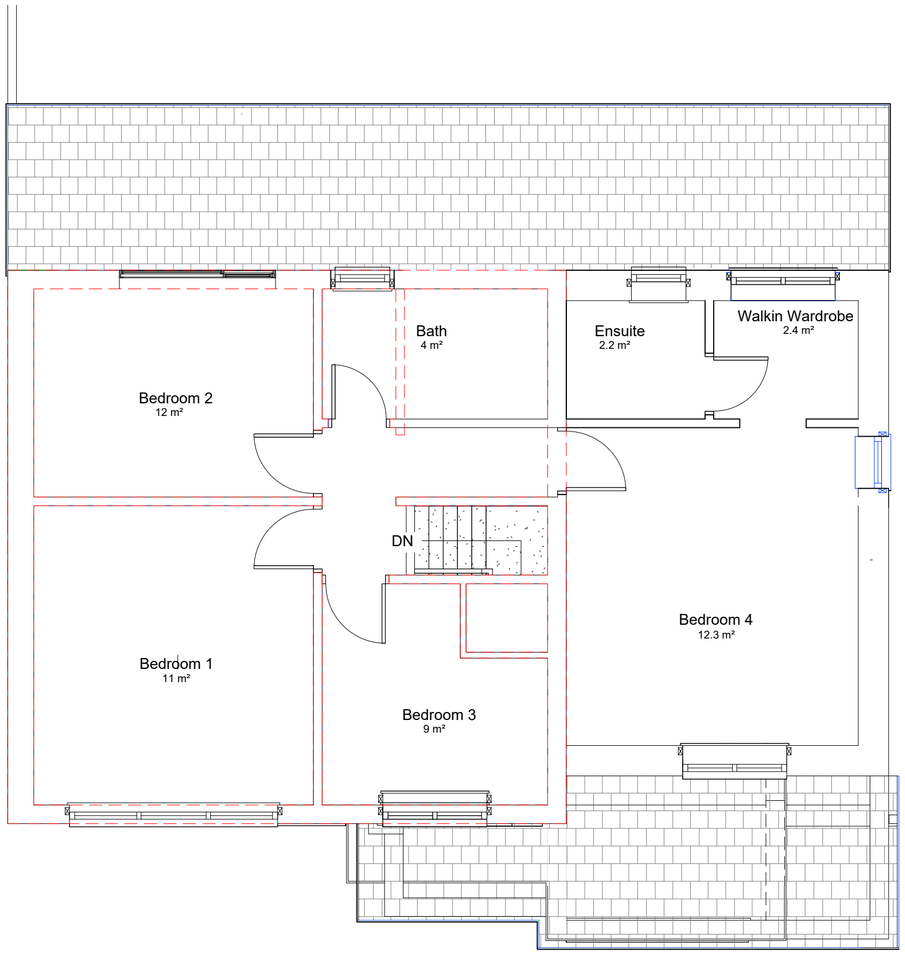

PROPOSED FIRST FLOOR PLAN
(SCALE 1:50)

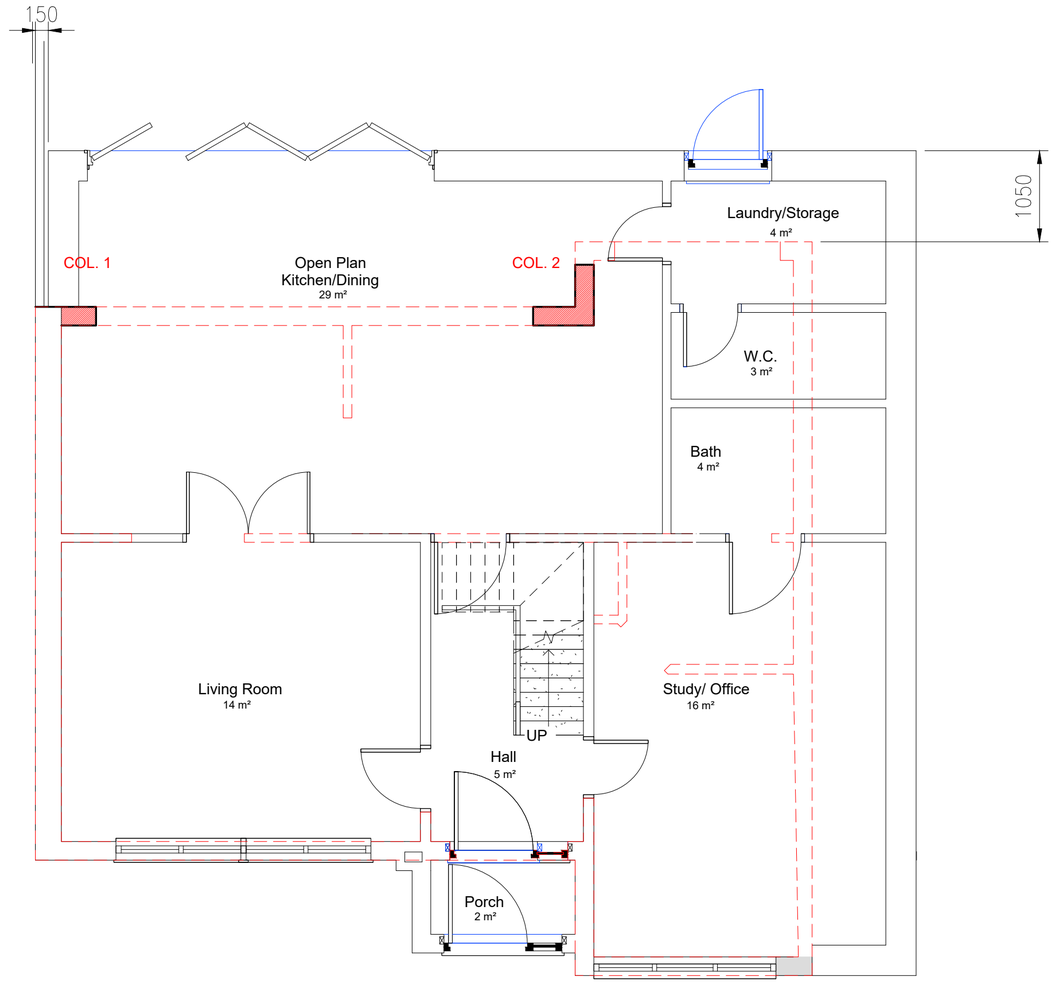

PROPOSED GROUND FLOOR PLAN
(SCALE 1:50)

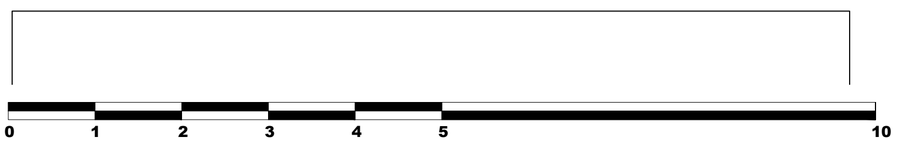

SCALE BAR 1:50

REV. No.	DESCRIPTION	DRN BY	CKD BY	APV'D	DATE
P1	ISSUED FOR PLANNING PERMISSION	RAC	NSD	DND	20.05.26
P0	ISSUED FOR PLANNING PERMISSION	RAC	NSD	DND	22.02.26

GENERAL NOTES:

1. ALL DIMENSIONS ARE IN MILLIMETRES (mm) UNLESS NOTED OTHERWISE
2. ALL LEVELS ARE IN METRES (m) ABOVE ORDNANCE DATUM UNLESS NOTED OTHERWISE.
3. ALL CO-ORDINATES ARE IN METRES (m) UNLESS NOTED OTHERWISE.
4. THE CONTRACTOR IS TO GAIN ALL RELEVANT PERMISSIONS PRIOR TO COMMENCEMENT OF WORKS.
5. THE CONTRACTOR SHALL CARRY OUT A FULL SITE SURVEY PRIOR TO COMMENCEMENT OF WORK. SURVEY DATA SHALL BE SUPPLIED TO THE ENGINEER FOR REVIEW.
6. THE CONTRACTOR SHALL BE RESPONSIBLE FOR THE ACCURACY OF ALL DIMENSIONS AND FOR THE CORRECT SETTING OUT OF WORK ON SITE. ANY DISCREPANCIES TO BE BROUGHT TO THE ATTENTION OF THE CLIENT
7. ALL STANDARDS USED SHALL BE TO THE LATEST EDITION.

PROJECT NAME
TWO STOREY SIDE & REAR EXTENSION AT
31 Underwood Close M18 8UY

TITLE
PROPOSED GROUND & FIRST FLOOR PLAN

DRAWN BY	CHECKED BY
R. A. C.	D.N.D

APPROVED BY:	DATE
N.D	11/02/2026

CLIENT
Mr.& Mrs. BALOGAN
31 UNDERWOOD CLOSE
MANCHESTER
M18 8UY
EMAIL: NA

AGENT/ CONSULTANT
NEEL
CIVIL ENGINEERING SERVICES LIMITED
77 HOPE ROAD
MANCHESTER
M33 3DU
EMAIL: ncesltd@hotmail.com

PROJECT	SCALE	SHEET SIZE
00283	1: 50	A2

DRAWING NO:
00283/25/PP/A-0003
SHEET NO: 1 OF 1

REVISION
P1

UNIT
m

N
W
E
S