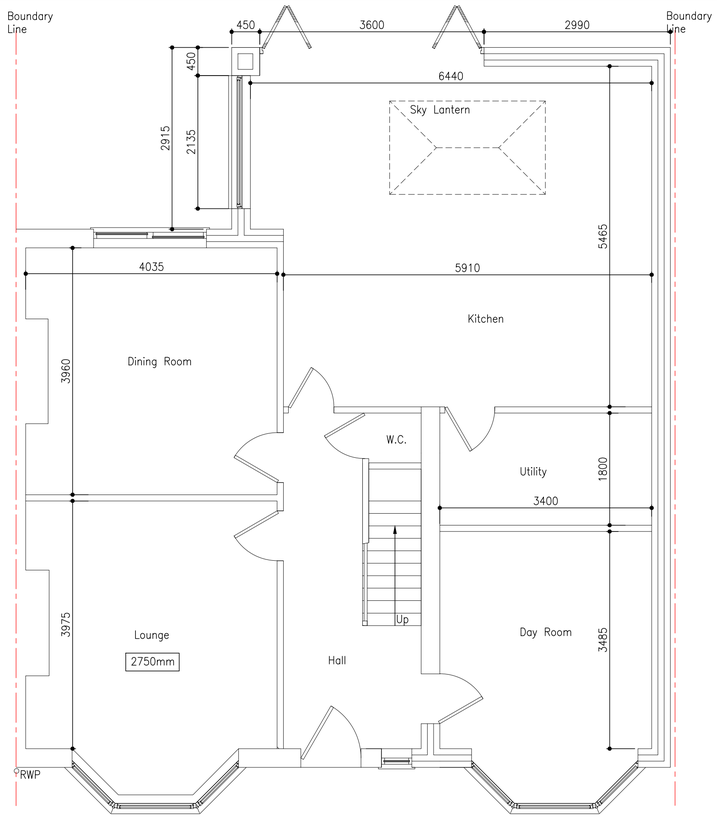

PLAN – PROPOSED GROUND FLOOR

Scale 1:50 @ A1

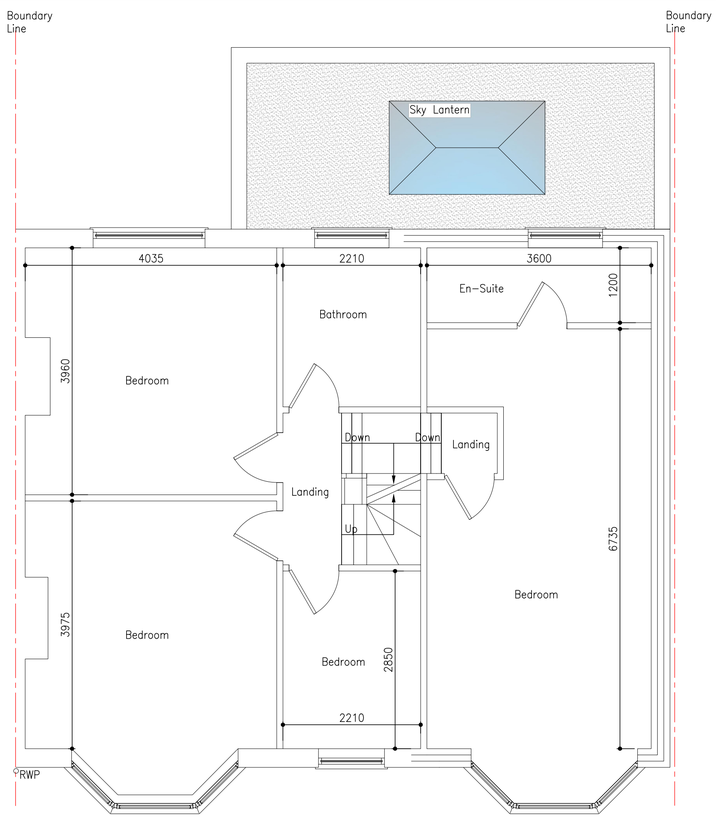

PLAN – PROPOSED FIRST FLOOR

Scale 1:50 @ A1

DO NOT SCALE FROM THIS DRAWING. USE GIVEN DIMENSIONS ONLY.
ALL DIMENSIONS ARE TO BE CHECKED ON SITE BY THE CONTRACTOR.
ANY DIMENSIONAL DISCREPANCIES TO BE REPORTED BACK TO HEALEY CONSULTING PRIOR TO PROCEEDING WITH CONSTRUCTION

GENERAL NOTES

1. All dimensions are in millimeters unless noted otherwise.
2. All levels are in metres unless noted otherwise.
3. This drawing is to be read in conjunction with all other Healey Consulting drawings where issued for the project.

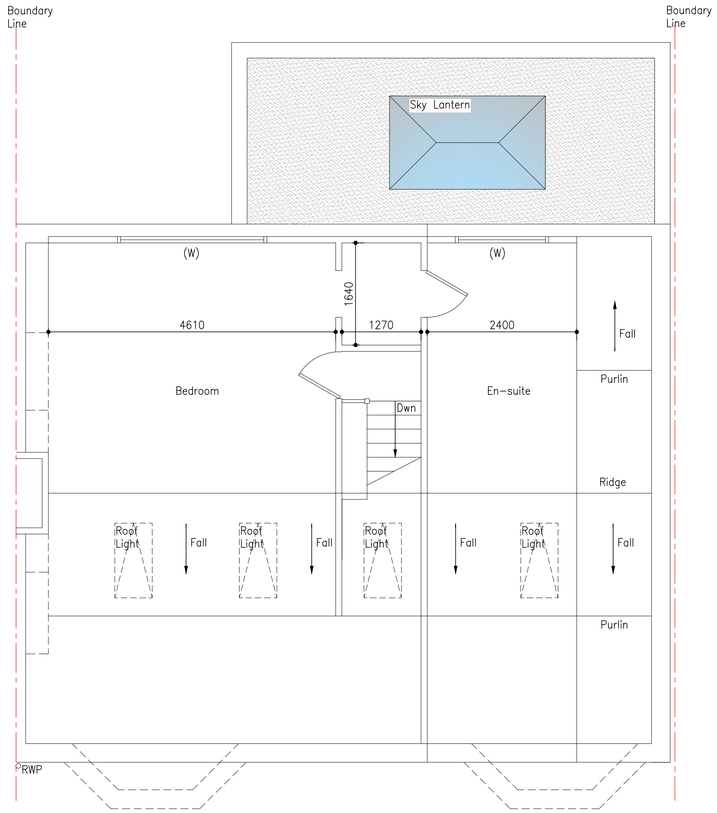

PLAN – PROPOSED SECOND FLOOR

Scale 1:50 @ A1

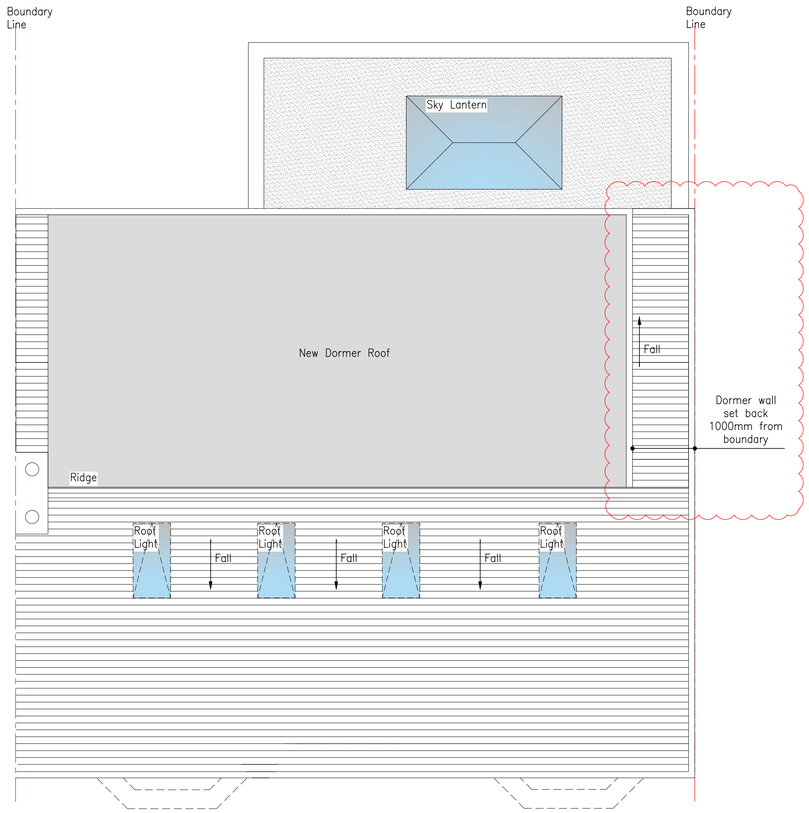

PLAN – PROPOSED ROOF

Scale 1:50 @ A1

PLANNING APPLICATION

REV	DATE	BY	DETAILS OF REVISION
A	07.04.26	CR	DORMER WALL BROUGHT AWAY FROM BOUNDARY BY 1.5M

ARCHITECT / CLIENT
JOHN GAGON

PROJECT
20 REEVES ROAD
CHORLTON-CUM-HARDY
MANCHESTER, M21 8BT

TITLE
PROPOSED DOUBLE STOREY SIDE EXTENSION, SINGLE STOREY REAR EXTENSION AND REAR DORMER EXTENSION. PROPOSED PLANS.

DRAWN BY: CR
DATE: 19.01.26
SCALE: NOTED

DRAWING NO.: HC-26066-(20)-02
REVISION: A

HEALEY CONSULTING
Brunel House
63 Dale Street
Milnrow
Rochdale
OL16 3NJ
Tel: 01706 343961
Fax: 01706 343981
email: office@healeyconsulting.co.uk
copyright: Healey Consulting
HEALEY consulting
structural engineering consultants

A1 size drawing sheet (841mm x 594mm) scale is approx. double at A3 size