Existing Site Plan

m 0 2 4 6 8 10
SCALE
1:200

Mulholland Architecture

E chris@mulhollandarchitecture.co.uk
M +44 (0)7923156723

© COPYRIGHT This drawing is protected by copyright and shall not be reproduced in any form without first gaining permission from Mulholland Architecture Ltd

Mulholland Architecture shall have no responsibility for any use made of this document other than for which it was prepared and issued.

All dimensions and levels should be checked on site. All dimensions to be taken on site prior to manufacture of any component or element. Do not scale from this drawing. Please report any discrepancies to Mulholland Architecture.

All works to be in accordance with all current editions and relevant clauses of building regulations, British Standards, Codes of Practice and HSE directives even if not stated.

All pipes, drains, services etc to be accurately located on site prior to demolition/excavation/construction. All disturbed surfaces to be made good thereafter.

Final building works to be in accordance with relevant building regulations - Structural engineers drawings to supercede drawn information.

If in doubt, ask.

Revision	Date	Author
*	22/08/25	

Stage:
Existing Drawings

Drawing Title:	Drawing Size:
Existing Site Plan	1:200 @A2

Project:	Job Number: 071
Ground Floor infill extension inc. internal reconfiguration	

Client:
Emanuele & Emily

Site Address:
60 Grange Road, Chorlton, M21 9WX

Drawn: CM	Date: Aug '25	Stage: P
Reviewed by:	Drawing No.	Revision:
CM	Ex-071-002	

Existing Ground Floor Plan

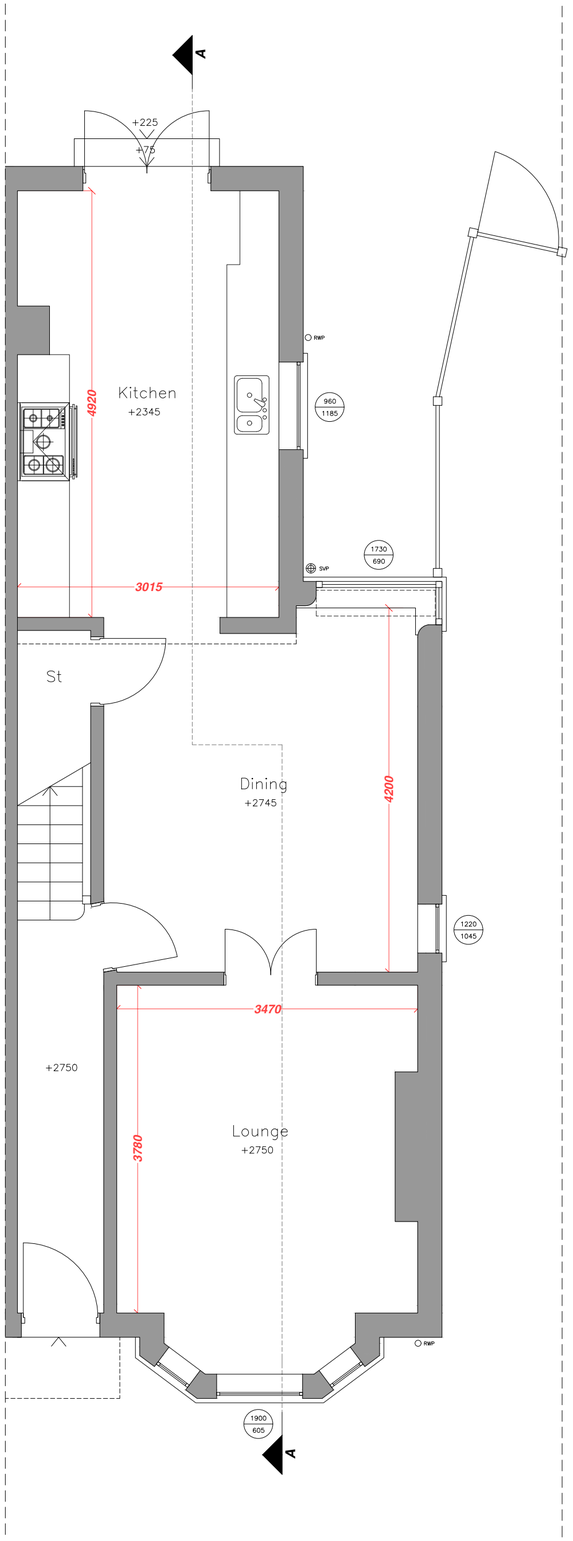

Existing First Floor Plan

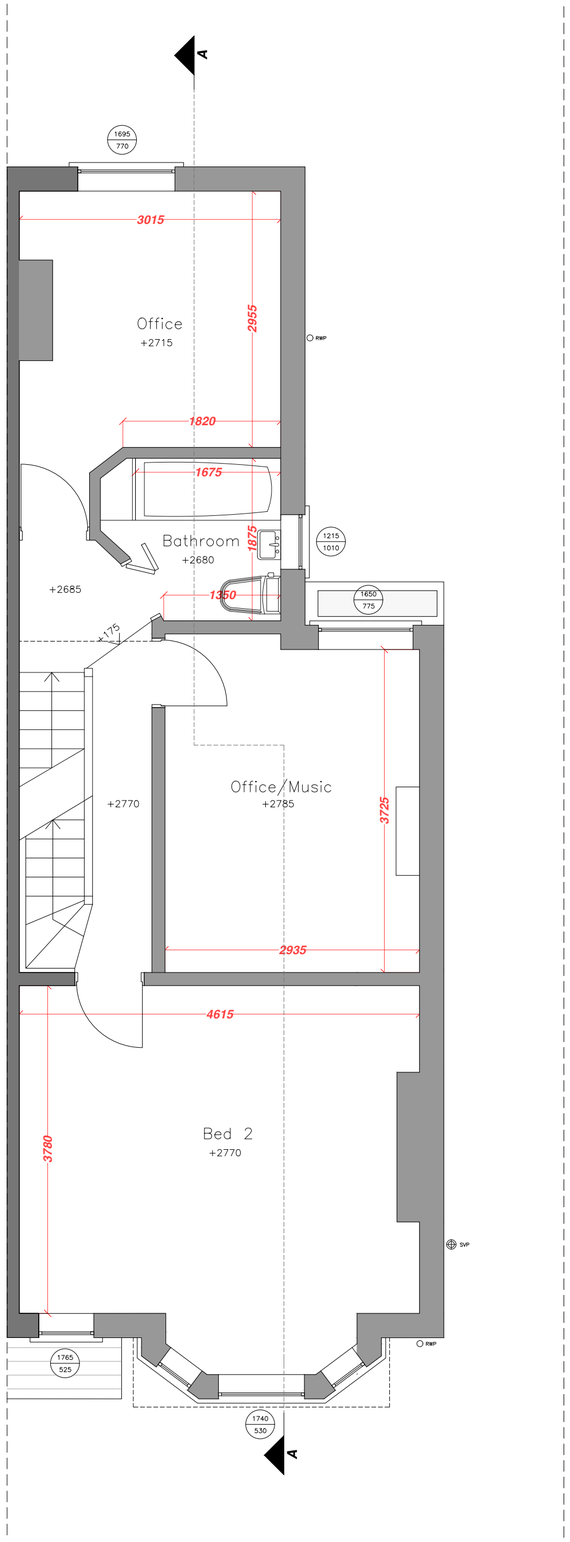

SCALE

m 0 1 2 3 4 5

1:50

Mulholland
Architecture

E chris@mulhollandarchitecture.co.uk
M +44 (0)7923156723

© COPYRIGHT This drawing is protected by copyright and shall not be reproduced in any form without first gaining permission from Mulholland Architecture Ltd

Mulholland Architecture shall have no responsibility for any use made of this document other than for which it was prepared and issued.

All dimensions and levels should be checked on site. All dimensions to be taken on site prior to manufacture of any component or element. Do not scale from this drawing. Please report any discrepancies to Mulholland Architecture.

All works to be in accordance with all current editions and relevant clauses of building regulations, British Standards, Codes of Practice and HSE directives even if not stated.

All pipes, drains, services etc to be accurately located on site prior to demolition/excavation/construction. All disturbed surfaces to be made good thereafter.

Final building works to be in accordance with relevant building regulations - Structural engineers drawings to supercede drawn information.

If in doubt, ask.

Revision	Date	Author
	22/08/25	

Stage: Existing Drawings

Drawing Title:	Drawing Size:
Existing Ground & First Floor Plan	1:50 @A2

Project: Ground Floor infill extension inc. internal reconfiguration

Job Number: 071

Client: Emanuele & Emily

Site Address: 60 Grange Road, Chorlton, M21 9WX

Drawn: CM	Date: Aug '25	Stage: P
Reviewed by:	Drawing No.	Revision:
CM	Ex-071-100	

Existing Second Floor Plan

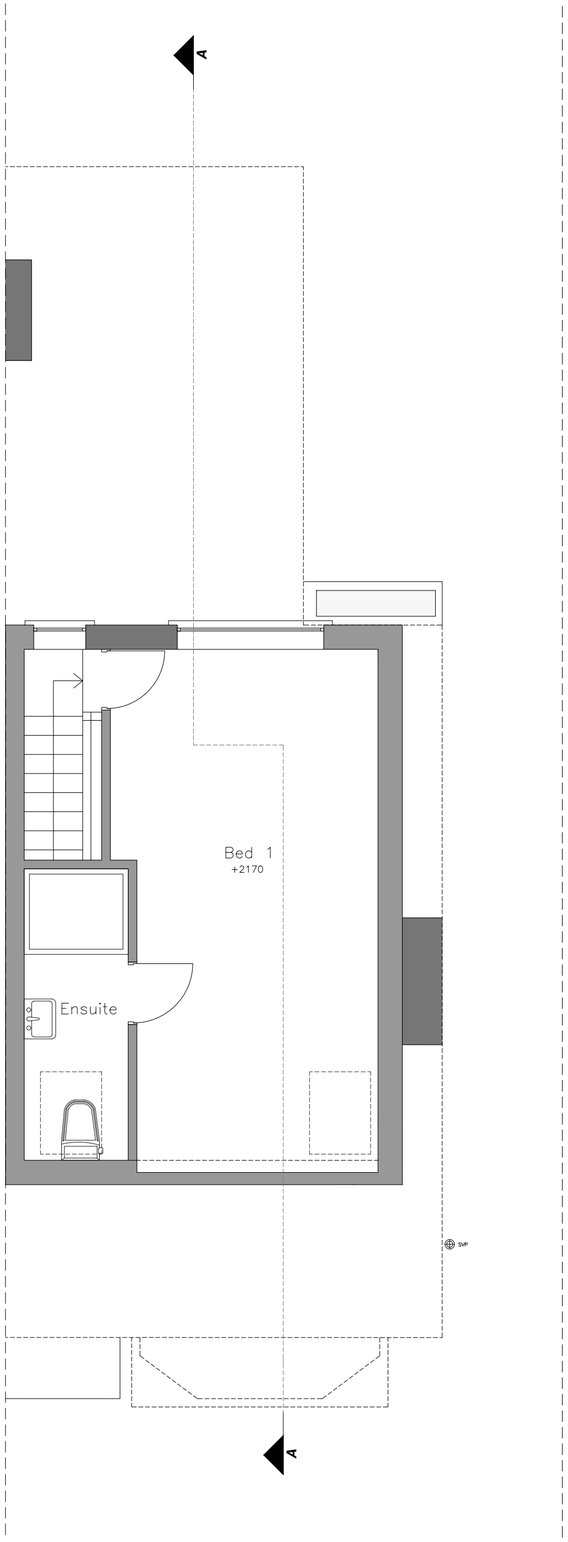

Existing Roof Plan

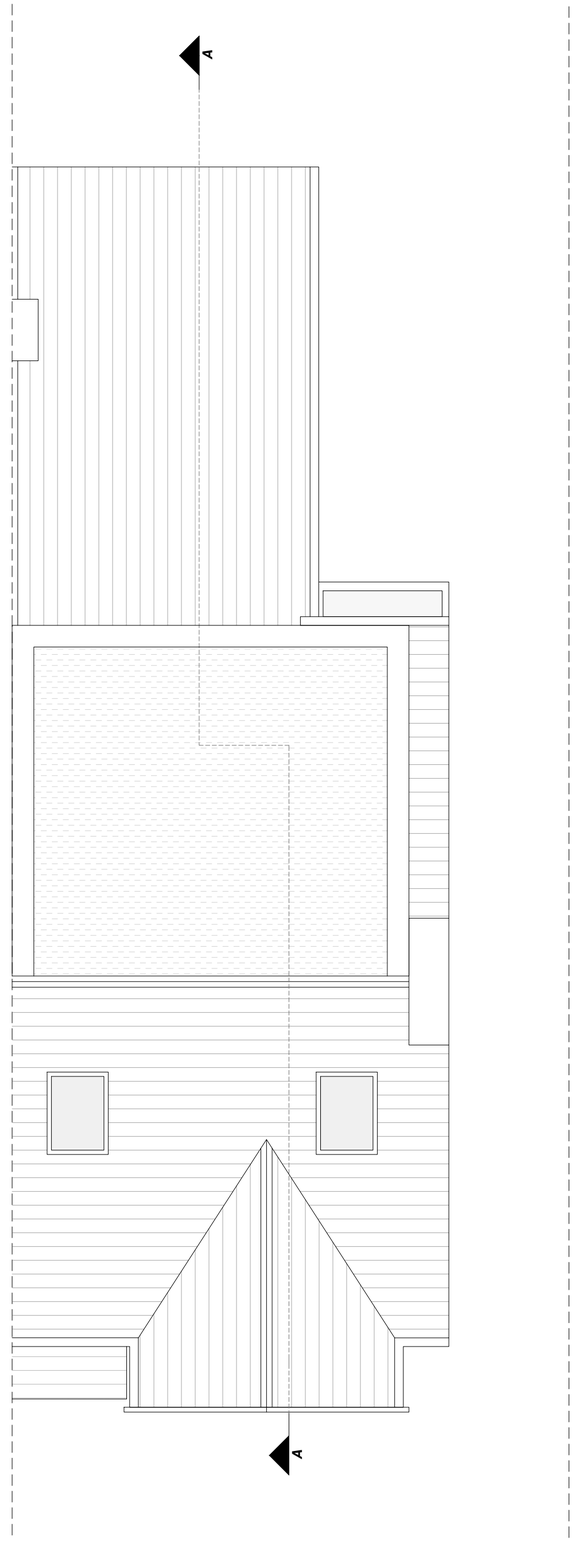

SCALE m 0 1 2 3 4 5

1:50

Mulholland
Architecture

E chris@mulhollandarchitecture.co.uk
M +44 (0)7923156723

© COPYRIGHT This drawing is protected by copyright and shall not be reproduced in any form without first gaining permission from Mulholland Architecture Ltd

Mulholland Architecture shall have no responsibility for any use made of this document other than for which it was prepared and issued.

All dimensions and levels should be checked on site. All dimensions to be taken on site prior to manufacture of any component or element. Do not scale from this drawing. Please report any discrepancies to Mulholland Architecture.

All works to be in accordance with all current editions and relevant clauses of building regulations, British Standards, Codes of Practice and HSE directives even if not stated.

All pipes, drains, services etc to be accurately located on site prior to demolition/excavation/construction. All disturbed surfaces to be made good thereafter.

Final building works to be in accordance with relevant building regulations - Structural engineers drawings to supercede drawn information.

If in doubt, ask.

Revision	Date	Author
	22/08/25	

Stage: Existing Drawings

Drawing Title:	Drawing Size:
Existing Loft & Roof Plan	1:50 @A2

Project: Ground Floor infill extension inc. internal reconfiguration

Job Number: 071

Client: Emanuele & Emily

Site Address: 60 Grange Road, Chorlton, M21 9WX

Drawn: CM	Date: Aug '25	Stage: P
Reviewed by:	Drawing No.	Revision:
CM	Ex-071-101	

Existing Front Elevation

Existing Rear Elevation

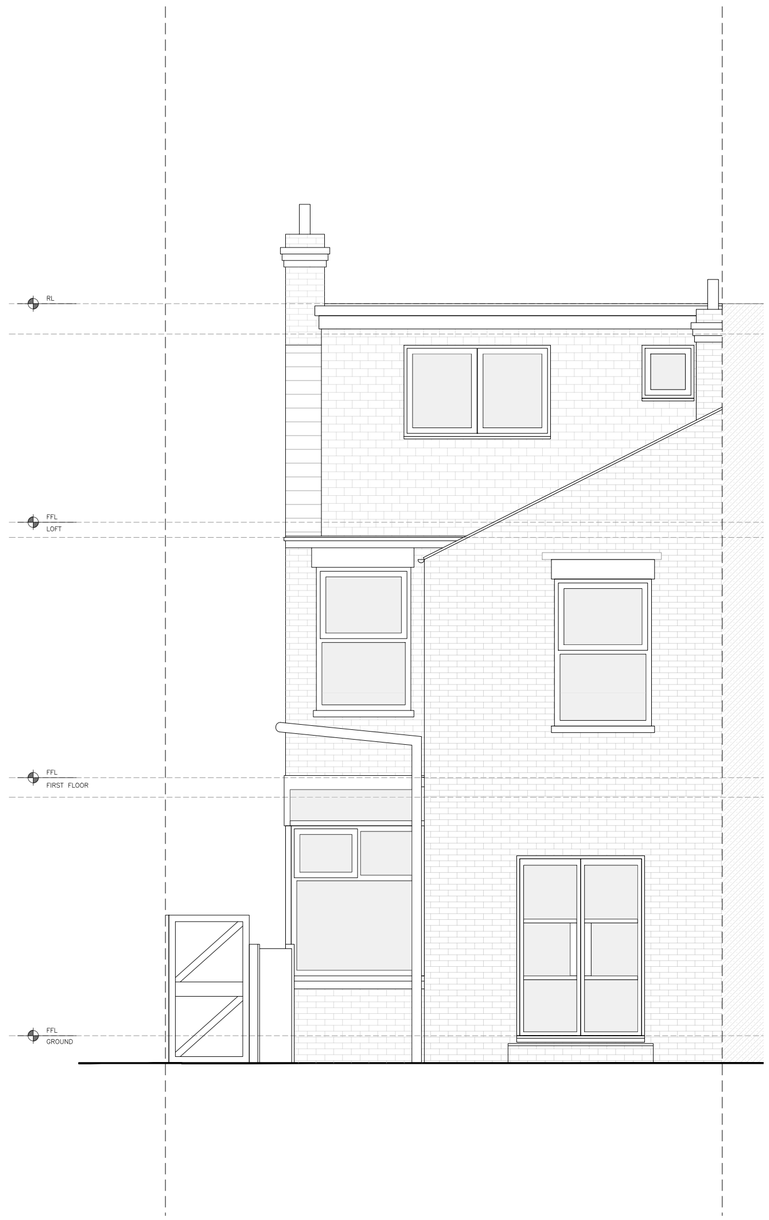

SCALE m 0 1 2 3 4 5

1:50

Mulholland
Architecture

E chris@mulhollandarchitecture.co.uk
M +44 (0)7923156723

© COPYRIGHT This drawing is protected by copyright and shall not be reproduced in any form without first gaining permission from Mulholland Architecture Ltd

Mulholland Architecture shall have no responsibility for any use made of this document other than for which it was prepared and issued.

All dimensions and levels should be checked on site. All dimensions to be taken on site prior to manufacture of any component or element. Do not scale from this drawing. Please report any discrepancies to Mulholland Architecture.

All works to be in accordance with all current editions and relevant clauses of building regulations, British Standards, Codes of Practice and HSE directives even if not stated.

All pipes, drains, services etc to be accurately located on site prior to demolition/excavation/construction. All disturbed surfaces to be made good thereafter.

Final building works to be in accordance with relevant building regulations - Structural engineers drawings to supercede drawn information.

If in doubt, ask.

Revision	Date	Author
	22/08/25	

Stage:
Existing Drawings

Drawing Title:	Drawing Size:
Existing Front & Rear Elevation	1:50 @A2

Project: Job Number: 071

Ground Floor infill extension inc. internal reconfiguration

Client:
Emanuele & Emily

Site Address:
60 Grange Road, Chorlton, M21 9WX

Drawn: CM	Date: Aug '25	Stage: P
Reviewed by:	Drawing No.	Revision:
CM	Ex-071-200	

Existing Side Elevation

SCALE m 0 1 2 3 4 5

1:50

Mulholland
Architecture

E chris@mulhollandarchitecture.co.uk
M +44 (0)7923156723

© COPYRIGHT This drawing is protected by copyright and shall not be reproduced in any form without first gaining permission from Mulholland Architecture Ltd

Mulholland Architecture shall have no responsibility for any use made of this document other than for which it was prepared and issued.

All dimensions and levels should be checked on site. All dimensions to be taken on site prior to manufacture of any component or element. Do not scale from this drawing. Please report any discrepancies to Mulholland Architecture.

All works to be in accordance with all current editions and relevant clauses of building regulations, British Standards, Codes of Practice and HSE directives even if not stated.

All pipes, drains, services etc to be accurately located on site prior to demolition/excavation/construction. All disturbed surfaces to be made good thereafter.

Final building works to be in accordance with relevant building regulations - Structural engineers drawings to supercede drawn information.

If in doubt, ask.

Revision	Date	Author
	22/08/25	

Stage: Existing Drawings

Drawing Title:	Drawing Size:
Existing Side Elevation	1:50 @A2

Project: Ground Floor infill extension inc. internal reconfiguration

Job Number: 071

Client: Emanuele & Emily

Site Address: 60 Grange Road, Chorlton, M21 9WX

Drawn: CM	Date: Aug '25	Stage: P
Reviewed by:	Drawing No.	Revision:
CM	Ex-071-201	

Existing Section AA

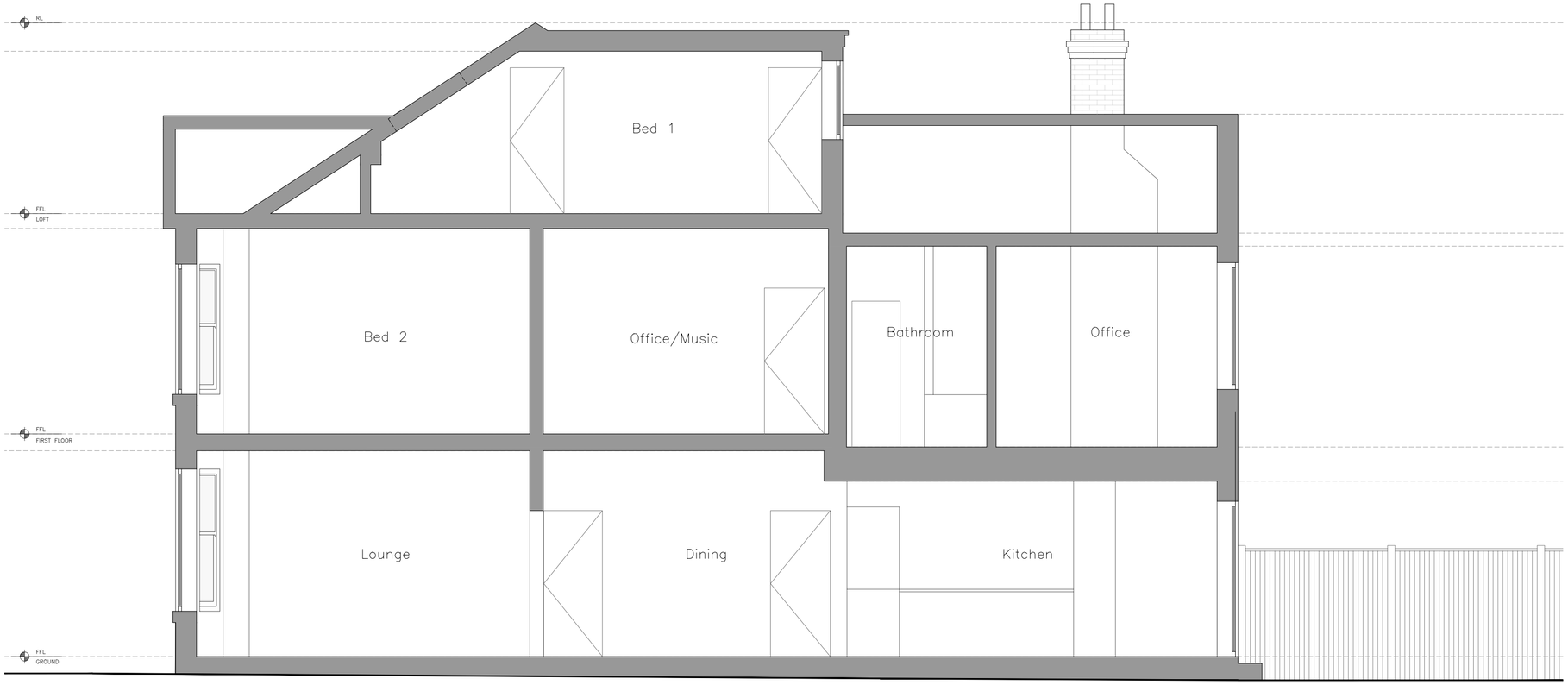

SCALE m 0 1 2 3 4 5

1:50

Mulholland Architecture

E chris@mulhollandarchitecture.co.uk
M +44 (0)7923156723

© COPYRIGHT This drawing is protected by copyright and shall not be reproduced in any form without first gaining permission from Mulholland Architecture Ltd

Mulholland Architecture shall have no responsibility for any use made of this document other than for which it was prepared and issued.

All dimensions and levels should be checked on site. All dimensions to be taken on site prior to manufacture of any component or element. Do not scale from this drawing. Please report any discrepancies to Mulholland Architecture.

All works to be in accordance with all current editions and relevant clauses of building regulations, British Standards, Codes of Practice and HSE directives even if not stated.

All pipes, drains, services etc to be accurately located on site prior to demolition/excavation/construction. All disturbed surfaces to be made good thereafter.

Final building works to be in accordance with relevant building regulations - Structural engineers drawings to supercede drawn information.

If in doubt, ask.

Revision	Date	Author
	22/08/25	

Stage: Existing Drawings

Drawing Title:	Drawing Size:
Existing Section AA	1:50 @A2

Project: Ground Floor infill extension inc. internal reconfiguration

Job Number: 071

Client: Emanuele & Emily

Site Address: 60 Grange Road, Chorlton, M21 9WX

Drawn: CM	Date: Aug '25	Stage: P
Reviewed by:	Drawing No.	Revision:
CM	Ex-071-202	