DAIKIN

Sky Air Alpha-series

Low height Sky Air Alpha-series

RZAG-NV1/NY1

BLUEVOLUTION R-32 INVERTER

Industry leading technology in the most compact casing ever

Variable Refrigerant Temperature

Replacement technology

Infrastructure cooling

Pair, twin, triple, double twin application

- › Unique, low-height single fan portfolio
- › Best in class performance: SEER up to 8.02 (A++)
- › Lower environmental impact thanks to R-32 refrigerant
- › Suits infrastructure cooling applications
- › Guaranteed operation in both cooling and heating down to -20°C
- › Reliable in operation thanks to refrigerant cooled PCB
- › Very long piping lengths up to 85m
- › Market-leading serviceability and handling
  - • Easy access to all components
  - • 7-segment display

Unique, low-height single fan range



Europe's first light commercial system using R-32 refrigerant

- R-32 Global Warming Potential (GWP) is 68% lower than the industry standard R-410A
- Highest efficiency **(SEER up to 8.22)** in the market
- Does not require yearly refrigerant containment checks, which reduces maintenance costs
- 16% less refrigerant charge



App Control

› Control your device at anytime from anywhere
› Intuitive
› Via smartphone, tablet or cloud

Very long piping length up to 85m

Widest operation range

› Cooling operation from -20°C to 52°C
› Heating operation down -20°C



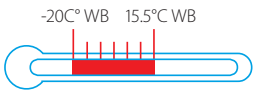

Faster installation **with up to 40m pre-charged pipe**

› Up to 60% of applications can be installed without additional refrigerant charge

Full indoor unit line up available in R-32

› Over 45 different indoor unit models

The New SkyAir Alpha-series

Newly positioned handle for easier handling

New and bigger fan design

› Ensures high air volume with low air velocity reduces sound emissions



3-row heat exchanger

› Unique 3-row heat exchanger to allow compact casing up to 14kW

Bottom plate and heat exchanger refrigerant pass

› Drain holes are kept ice free
› Guaranteed operation down to -20°C



Compact dimensions

› Easy to transport thanks to compact, single-fan design





Refrigerant cooled PCB

Market-leading serviceability and handling

Swing compressor optimised for seasonal efficiency

NEW RZAG-NV / NY1

R-32

SkyAir Alpha-series
BLUEVOLUTION

Sky Air Alpha-series

Industry leading technology in the most compact casing ever

- NEW Unique, low-height single fan range
- NEW Compact dimensions allow almost unnoticeable installation
- NEW Market-leading serviceability and handling
- The perfect balance in efficiency and comfort thanks to Variable Refrigerant Temperature: top seasonal efficiency throughout most of the year and quick reaction speed on the hottest days
- Suits high sensible, infrastructure cooling applications
- Replace existing systems with R-32 technology without needing to replace the piping

- Guarantees operation in both heating and cooling mode down to -20°C
- Refrigerant cooled PCB guarantees reliable cooling, as it is not influenced by ambient temperature.
- Maximum piping length up to 85m
- Outdoor units for pair, twin, triple, double twin application



RZAG71-140NV1/NY1

Combination table

Comfort cooling combination table

		FCAHG-H				FCAG-B							FFA-A9				FDA-A	FDXM-F9			FBA-A(9)							FHA-A(9)							FAA-A		FUA-A			FNA-A9			FVA-A			
capacity class		71	100	125	140	35	50	60	71	100	125	140	35	50	60	125	35	50	60	35	50	60	71	100	125	140	35	50	60	71	100	125	140	71	100	71	100	125	35	50	60	71	100	125	140
RZAG71NV1	RZAG71NY1	P				2			P				2				2			2			P				2			P				P		P			2			P			
RZAG100NV1	RZAG100NY1		P			3	2			P			3	2			3	2		3	2			P			3	2			P				P		P		3	2			P		
RZAG125NV1	RZAG125NY1			P		4	3	2			P		4	3	2	P	4	3	2	4	3	2			P		4	3	2			P						P	4	3	2			P	
RZAG140NV1	RZAG140NY1	2			P	4	3		2			P	4	3			4	3		4	3		2			P	4	3		2			P	2		2			4	3		2			P

P = pair application ; 2/3/4 = twin/triple/double twin application

Infrastructure cooling combination table

		FAA-A		FHA-A(9)							FBA-A(9)								FDXM-F9			FUA-A			FNA-A9			FVA-A				FFA-A9			FCAHG-H				FCAG-B							
capacity class		71	100	35	50	60	71	100	125	140	35	50	60	71	100	125	140	35	50	60	71	100	125	35	50	60	71	100	125	140	35	50	60	71	100	125	140	35	50	60	71	100	125	140
RZAG71NV1	RZAG71NY1		P	3	2			P			3	2			P				3	2			P						P			3	2			P			3	2			P		
RZAG100NV1	RZAG100NY1	2		4	3		2			P	4	3		2				P	4	3		2						2			P	4	3		2			P	4	3		2			P
RZAG125NV1	RZAG125NY1	2		4	3		2			P	4	3		2				P	4	3		2						2			P	4	3		2			P	4	3		2			P
RZAG140NV1	RZAG140NY1	2		4	3		2			P	4	3		2				P	4	3		2						2			P	4	3		2			P	4	3		2			P

P = pair application ; 2/3/4 = twin/triple/double twin application ; For more information on infrastructure cooling options refer to infrastructure cooling catalogue.

Specifications

RZAG-NV1 / NY1

RZAG-NV1 RZAG-NY1

Outdoor unit				RZAG	71NV1	100NV1	125NV1	140NV1	71NY1	100NY1	125NY1	140NY1
Dimensions	Unit	HeightxWidthxDepth		mm	870x1,100x460							
Weight	Unit			kg	81.4	84.5	95.5	95.5	81.4	84.5	95.5	95.5
Sound power level	Cooling			dBA	64	66	69	70	64	66	69	70
Sound pressure level	Cooling	Nom.		dBA	46	47	49	50	46	47	49	50
	Heating	Nom.		dBA	48	50	52		48	50	52	
Operation range	Cooling	Ambient	Min.~Max.	°CDB	-20~52							
	Heating	Ambient	Min.~Max.	°CWB	-20~18.0							
Refrigerant	Type/GWP				R-32/675							
	Charge			kg/TCO2Eq	3.20/2.16	3.20/2.16	3.70/2.50	3.70/2.50	3.20/2.16	3.20/2.16	3.70/2.50	3.70/2.50
Piping connections	Liquid/Gas	OD		mm	9.52/15.9							
	Piping length	OU - IU	Max.	m	55	85			55	85		
		System	Equivalent	m	75	100			75	100		
			Chargeless	m	40							
	Additional refrigerant charge			kg/m	See installation manual							
	Level difference IU - OU		Max.	m	30.0							
Power supply	Phase/Frequency/Voltage			Hz/V	1~/50/220-240				3~/50/380-415			
Current - 50Hz	Maximum fuse amps (MFA)			A	20	32			16			

Comfort cooling pair combinations

Type	Indoor Unit	Outdoor Unit	Wired Remote Controller	Capacity (kW)		Seasonal efficiency					
				Cooling (Nominal)	Heating (Nominal)	Space cooling			Space heating (Average climate)		
						Energy label	SEER	ns,h (%)	Energy label	SCOP	ns,h (%)
High COP, Round flow cassette	FCAHG71H	RZAG71NV1	BRC1H519W7/S7/K7	6.80	7.50	A++	7.90	-	A++	4.61	-
		RZAG71NY1		6.80	7.50	A++	7.90	-	A+	4.56	-
	FCAHG100H	RZAG100NV1		9.50	10.8	A++	7.70	-	A++	4.75	-
		RZAG100NY1		9.50	10.8	A++	7.70	-	A++	4.75	-
	FCAHG125H	RZAG125NV1		12.1	13.5	-	8.02	318	-	4.53	318
		RZAG125NY1		12.1	13.5	-	8.02	318	-	4.53	318
	FCAHG140H	RZAG140NV1		13.4	15.5	-	7.93	314	-	4.44	314
		RZAG140NY1		13.4	15.5	-	7.93	314	-	4.44	314
Round flow cassette	FCAG71B	RZAG71NV1	BRC1H519W7/S7/K7	6.80	7.50	A++	6.83	-	A+	4.22	4.10
		RZAG71NY1		6.80	7.50	A++	6.83	-	A+	4.22	4.10
	FCAG100B	RZAG100NV1		9.50	10.8	A++	7.14	-	A+	4.53	4.10
		RZAG100NY1		9.50	10.8	A++	7.14	-	A+	4.53	
	FCAG125B	RZAG125NV1		12.1	13.5	-	7.15	283	-	4.34	171
		RZAG125NY1		12.1	13.5	-	7.15	283	-	4.34	171
	FCAG140B	RZAG140NV1		13.4	15.5	-	6.80	269	-	4.34	171
		RZAG140NY1		13.4	15.5	-	6.80	269	-	4.34	171
Concealed ceiling unit with medium ESP	FBA71A9	RZAG71NV1	BRC1H519W7/S7/K7	6.80	7.50	A++	6.22	-	A+	4.20	-
		RZAG71NY1		6.80	7.50	A++	6.22	-	A+	4.20	-
	FBA100A	RZAG100NV1		9.50	10.8	A++	6.47	-	A+	4.36	-
		RZAG100NY1		9.50	10.8	A++	6.47	-	A+	4.36	-
	FBA125A	RZAG125NV1		12.1	13.5	-	6.19	245	-	4.12	162
		RZAG125NY1		12.1	13.5	-	6.19	245	-	4.12	162
	FBA140A	RZAG140NV1		13.4	15.5	-	6.42	254	-	4.11	161
		RZAG140NY1		13.4	15.5	-	6.42	254	-	4.11	161
Concealed ceiling unit with high ESP	FDA125A	RZAG125NV1	BRC1H519W7/S7/K7	12.1	13.5	-	6.59	261	-	4.08	160
		RZAG125NY1		12.1	13.5	-	6.59	261	-	4.08	160
Wall mounted unit	FAA71A	RZAG71NV1	BRC1H519W7/S7/K7	6.80	7.50	A++	6.58	-	A+	4.02	-
		RZAG71NY1		6.80	7.50	A++	6.58	-	A+	4.02	-
	FAA100A	RZAG100NV1		9.50	10.8	A++	6.42	-	A+	4.01	-
		RZAG100NY1		9.50	10.8	A++	6.42	-	A+	4.01	-

Comfort cooling pair combinations

Type	Indoor Unit	Outdoor Unit	Wired Remote Controller	Capacity (kW)		Seasonal efficiency					
				Cooling (Nominal)	Heating (Nominal)	Space cooling			Space heating (Average climate)		
						Energy label	SEER	ns,h (%)	Energy label	SCOP	ns,h (%)
Ceiling suspended unit	FHA71A9	RZAG71NV1	BRC1H519W7/S7/K7	6.80	7.50	A++	7.11	-	A+	4.32	-
		RZAG71NY1		6.80	7.50	A++	7.11	-	A+	4.32	-
	FHA100A	RZAG100NV1		9.50	10.8	A++	6.42	-	A++	4.61	-
		RZAG100NY1		9.50	10.8	A++	6.42	-	A++	4.61	-
	FHA125A	RZAG125NV1		12.1	13.5	-	7.14	283	-	4.09	161
		RZAG125NY1		12.1	13.5	-	7.14	283	-	4.09	161
	FHA140A	RZAG140NV1		13.4	15.5	-	6.42	254	-	4.30	169
		RZAG140NY1		13.4	15.5	-	6.42	254	-	4.30	169
4-way blow ceiling suspended unit	FUA71A	RZAG71NV1	BRC1H519W7/S7/K7	6.80	7.50	A++	7.02	-	A+	4.20	-
		RZAG71NY1		6.80	7.50	A++	7.02	-	A+	4.20	-
	FUA100A	RZAG100NV1		9.50	10.8	A++	6.42	-	A+	4.50	-
		RZAG100NY1		9.50	10.8	A++	6.42	-	A+	4.50	-
	FUA125A	RZAG125NV1		12.1	13.5	-	6.39	253	-	4.26	167
		RZAG125NY1		12.1	13.5	-	6.39	253	-	4.26	167
Floor standing unit	FVA71A	RZAG71NV1	BRC1H519W7/S7/K7	6.80	7.50	A++	6.34	-	A+	4.05	-
		RZAG71NY1		6.80	7.50	A++	6.34	-	A+	4.05	-
	FVA100A	RZAG100NV1		9.50	10.8	A+	6.00	-	A+	4.20	-
		RZAG100NY1		9.50	10.8	A+	6.00	-	A+	4.20	-
	FVA125A	RZAG125NV1		12.1	13.5	-	6.41	253	-	4.15	163
		RZAG125NY1		12.1	13.5	-	6.41	253	-	4.15	163
	FVA140A	RZAG140NV1		13.4	15.5	-	6.12	242	-	3.94	155
		RZAG140NY1		13.4	15.5	-	6.12	242	-	3.94	155

Daikin Europe N.V. Naamloze Vennootschap Zandvoordestraat 300 · 8400 Oostende · Belgium · www.daikin.eu · BE 0412 120 336 · RPR Oostende (Publisher)

MIX Paper from responsible sources FSC® C109049

ECPEN19-147 09/19

Daikin Europe N.V. participates in the Eurovent Certified Performance programme for Liquid Chilling Packages and Hydronic Heat Pumps, Fan Coil Units and Variable Refrigerant Flow systems. Check ongoing validity of certificate: www.eurovent-certification.com

The present publication is drawn up by way of information only and does not constitute an offer binding upon Daikin Europe N.V. Daikin Europe N.V. has compiled the content of this publication to the best of its knowledge. No express or implied warranty is given for the completeness, accuracy, reliability or fitness for particular purpose of its content and the products and services presented therein. Specifications are subject to change without prior notice. Daikin Europe N.V. explicitly rejects any liability for any direct or indirect damage, in the broadest sense, arising from or related to the use and/or interpretation of this publication. All content is copyrighted by Daikin Europe N.V.

Printed on non-chlorinated paper.