Proposed Site Plan

SCALE m 0 2 4 6 8 10
1:200

Mulholland Architecture

E chris@mulhollandarchitecture.co.uk
M +44 (0)7923156723

© COPYRIGHT This drawing is protected by copyright and shall not be reproduced in any form without first gaining permission from Mulholland Architecture Ltd

Mulholland Architecture shall have no responsibility for any use made of this document other than for which it was prepared and issued.

All dimensions and levels should be checked on site. All dimensions to be taken on site prior to manufacture of any component or element. Do not scale from this drawing. Please report any discrepancies to Mulholland Architecture.

All works to be in accordance with all current editions and relevant clauses of building regulations, British Standards, Codes of Practice and HSE directives even if not stated.

All pipes, drains, services etc to be accurately located on site prior to demolition/excavation/construction. All disturbed surfaces to be made good thereafter.

Final building works to be in accordance with relevant building regulations - Structural engineers drawings to supercede drawn information.

If in doubt, ask.

Revision	Date	Author
	19/01/26	

Stage:
Proposed Drawings

Drawing Title:	Drawing Size:
Proposed Site Plan	1:200 @A2

Project:	Job Number: 071
Ground Floor infill extension inc. internal reconfiguration	

Client:
Emanuele & Emily

Site Address:
60 Grange Road, Chorlton, M21 9WX

Drawn: CM	Date: Jan 26	Stage: P
Reviewed by:	Drawing No.	Revision:
CM	Pr-71-001	

Proposed Ground Floor Plan

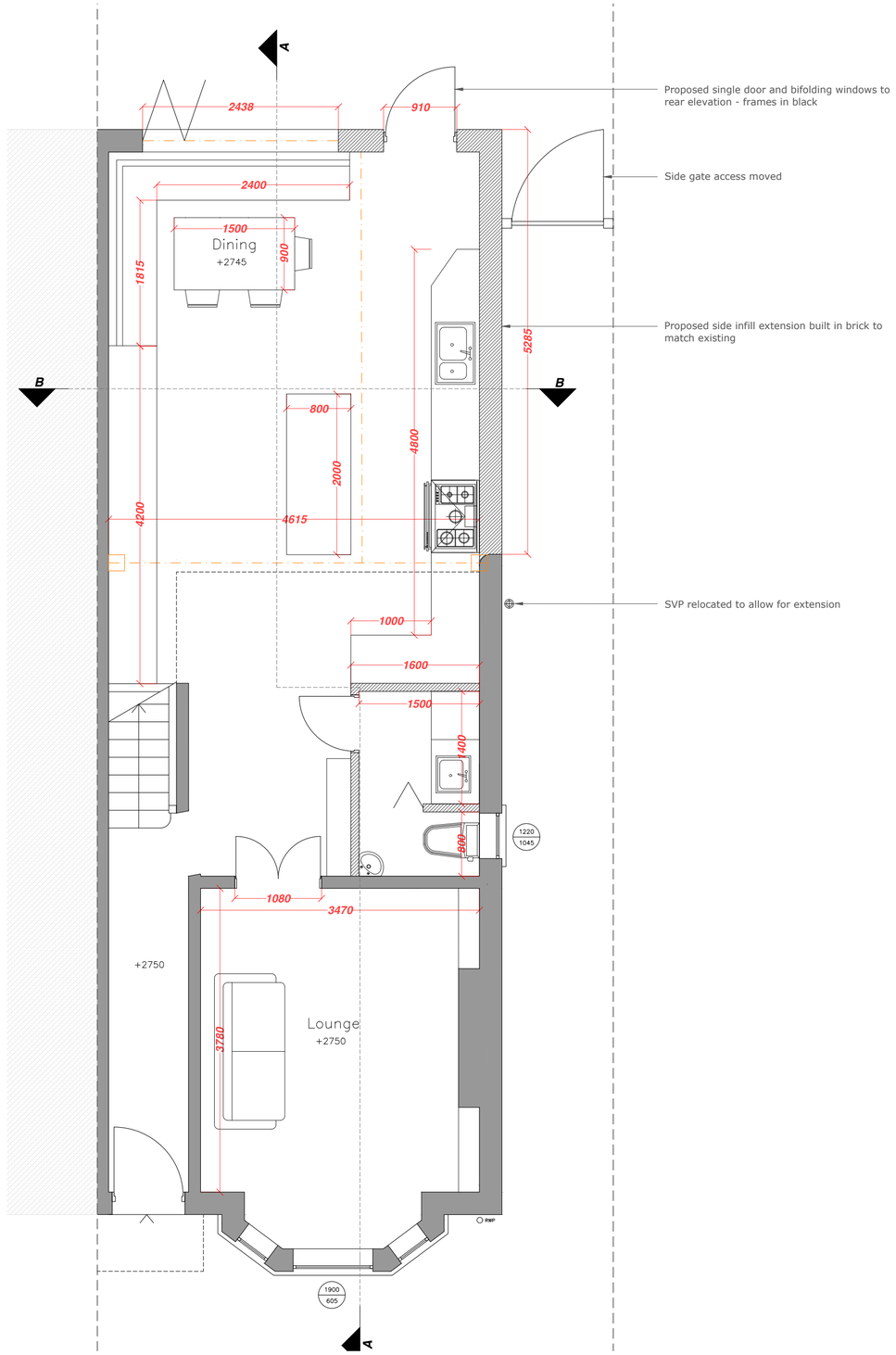

Proposed First Floor Plan

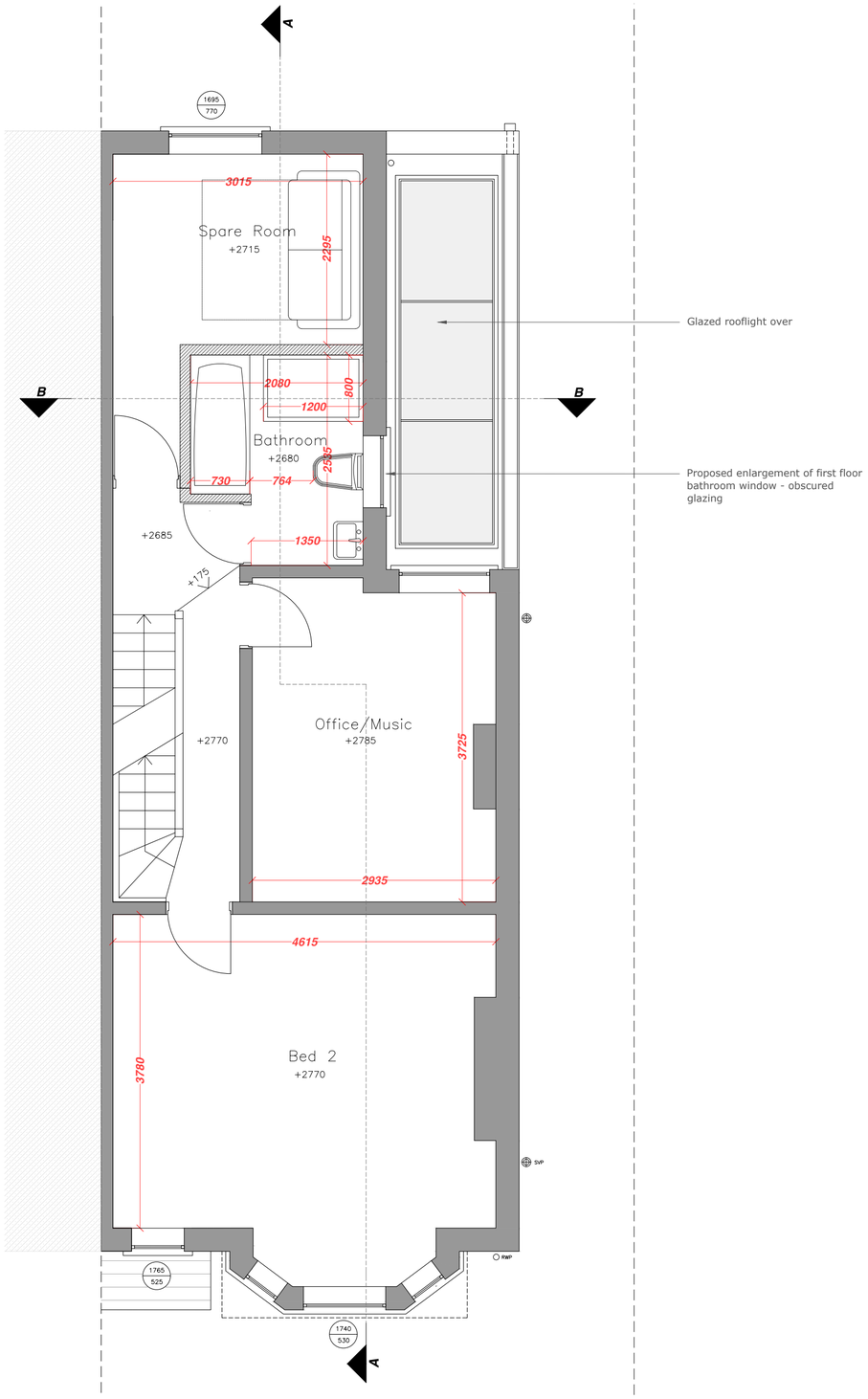

SCALE m 0 1 2 3 4 5

1:50

Mulholland Architecture

E chris@mulhollandarchitecture.co.uk
M +44 (0)7923156723

© COPYRIGHT This drawing is protected by copyright and shall not be reproduced in any form without first gaining permission from Mulholland Architecture Ltd

Mulholland Architecture shall have no responsibility for any use made of this document other than for which it was prepared and issued.

All dimensions and levels should be checked on site. All dimensions to be taken on site prior to manufacture of any component or element. Do not scale from this drawing. Please report any discrepancies to Mulholland Architecture.

All works to be in accordance with all current editions and relevant clauses of building regulations, British Standards, Codes of Practice and HSE directives even if not stated.

All pipes, drains, services etc to be accurately located on site prior to demolition/excavation/construction. All disturbed surfaces to be made good thereafter.

Final building works to be in accordance with relevant building regulations - Structural engineers drawings to supercede drawn information.

If in doubt, ask.

Revision	Date	Author
	19/01/26	

Stage: Proposed Drawings

Drawing Title:	Drawing Size:
Proposed Ground & First Floor Plan	1:50 @A2

Project: Ground Floor infill extension inc. internal reconfiguration

Job Number: 071

Client: Emanuele & Emily

Site Address: 60 Grange Road, Chorlton, M21 9WX

Drawn: CM	Date: Jan '26	Stage: P
Reviewed by:	Drawing No.	Revision:
CM	Pr-71-100	

Proposed Second Floor Plan

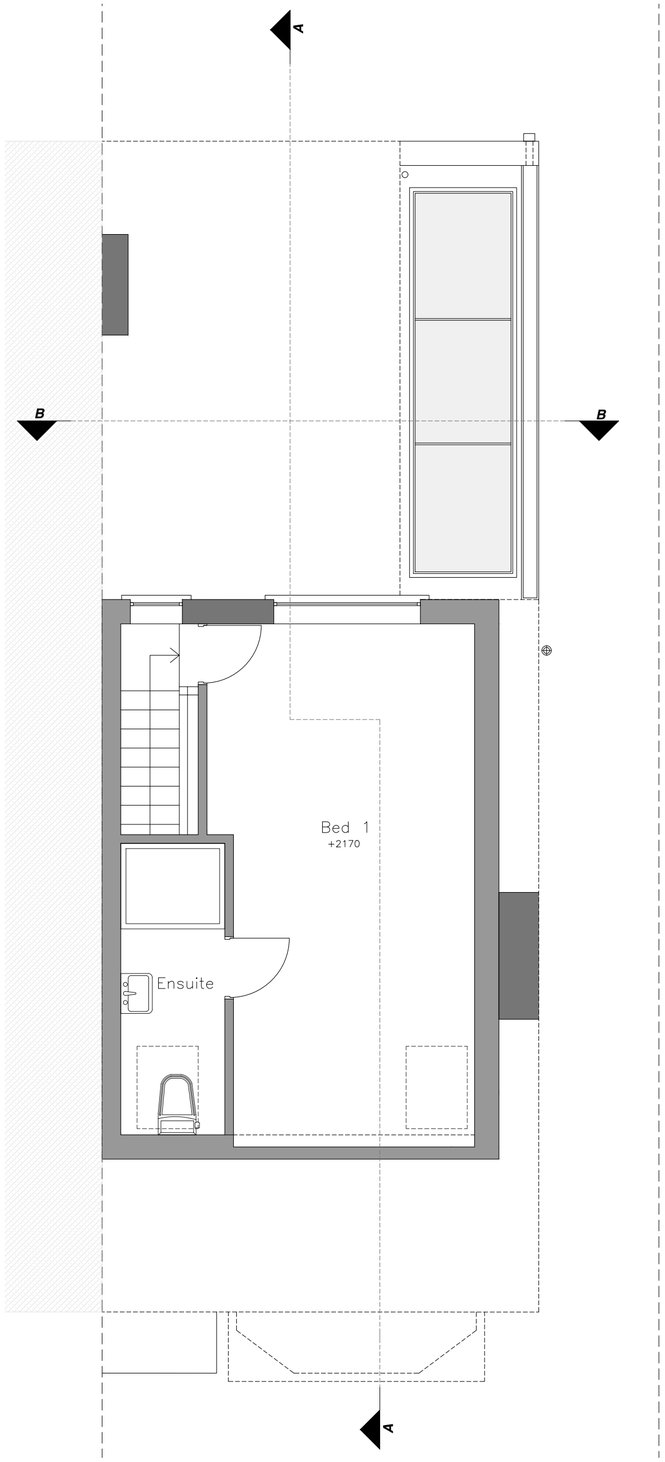

Proposed Roof Plan

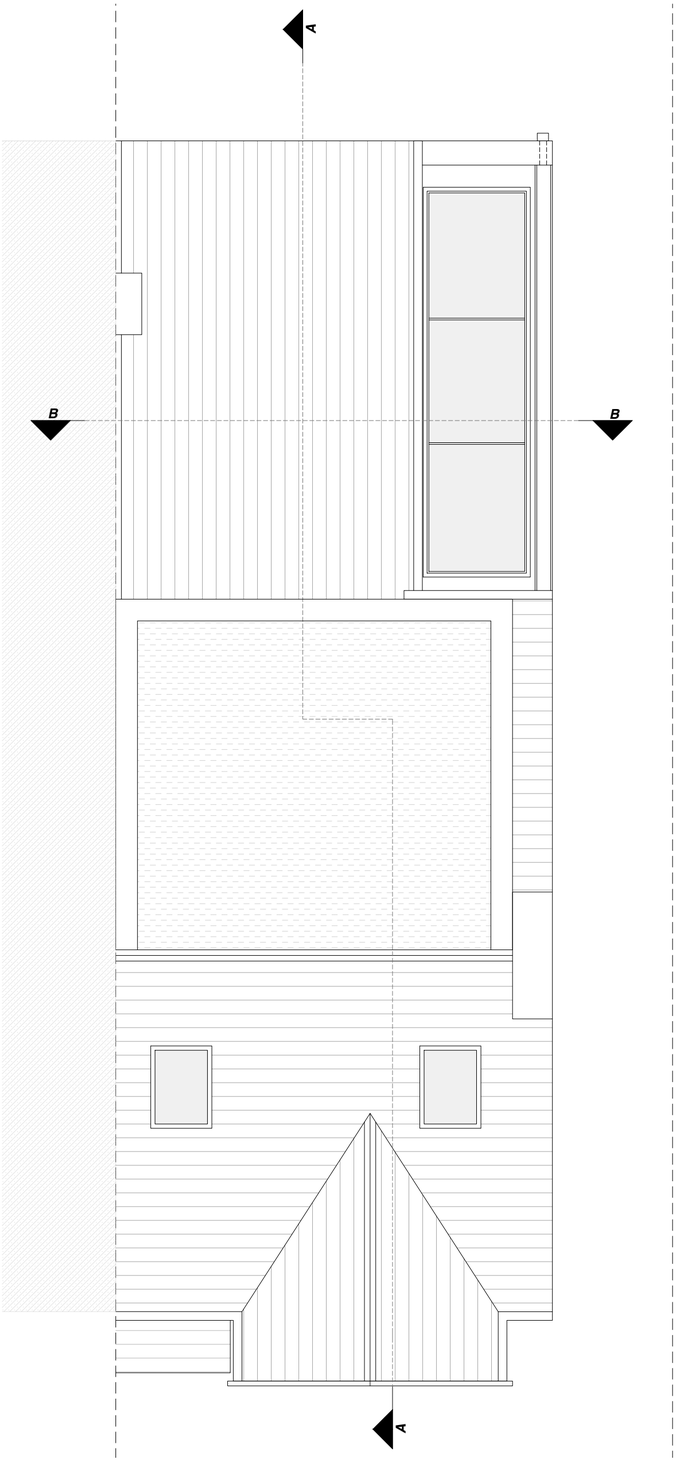

SCALE m 0 1 2 3 4 5

1:50

Mulholland
Architecture

E chris@mulhollandarchitecture.co.uk
M +44 (0)7923156723

© COPYRIGHT This drawing is protected by copyright and shall not be reproduced in any form without first gaining permission from Mulholland Architecture Ltd

Mulholland Architecture shall have no responsibility for any use made of this document other than for which it was prepared and issued.

All dimensions and levels should be checked on site. All dimensions to be taken on site prior to manufacture of any component or element. Do not scale from this drawing. Please report any discrepancies to Mulholland Architecture.

All works to be in accordance with all current editions and relevant clauses of building regulations, British Standards, Codes of Practice and HSE directives even if not stated.

All pipes, drains, services etc to be accurately located on site prior to demolition/excavation/construction. All disturbed surfaces to be made good thereafter.

Final building works to be in accordance with relevant building regulations - Structural engineers drawings to supercede drawn information.

If in doubt, ask.

Revision	Date	Author
	19/01/26	

Stage:
Proposed Drawings

Drawing Title:	Drawing Size:
Proposed Second Floor & Roof Plan	1:50 @A2

Project: Job Number: 071
Ground Floor infill extension inc. internal reconfiguration

Client:
Emanuele & Emily

Site Address:
60 Grange Road, Chorlton, M21 9WX

Drawn: CM	Date: Jan '26	Stage: P
Reviewed by:	Drawing No.	Revision:
CM	Pr-71-101	

Proposed Front Elevation

Proposed Rear Elevation

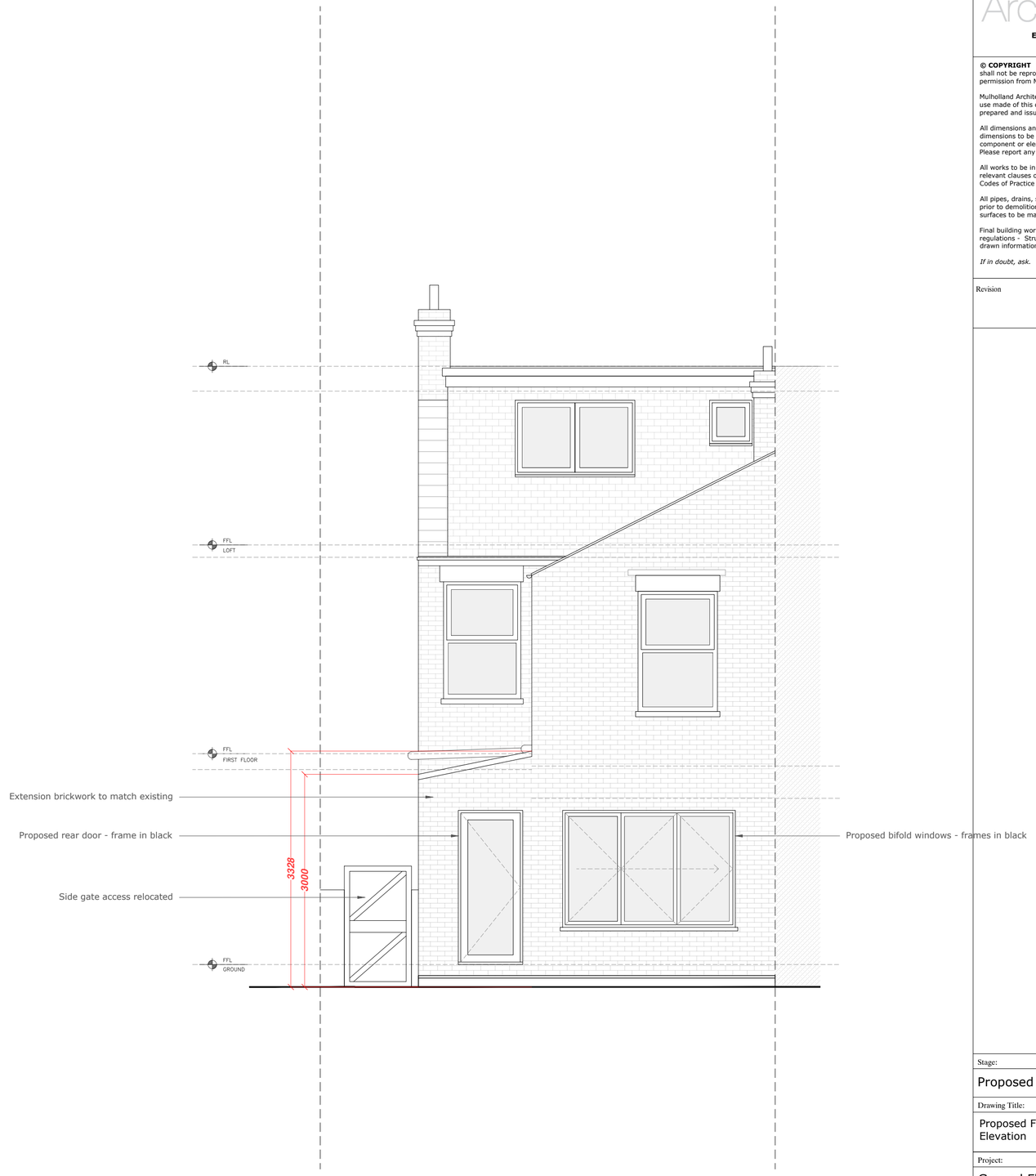

SCALE m 0 1 2 3 4 5

1:50

Mulholland Architecture

E chris@mulhollandarchitecture.co.uk
M +44 (0)7923156723

© COPYRIGHT This drawing is protected by copyright and shall not be reproduced in any form without first gaining permission from Mulholland Architecture Ltd

Mulholland Architecture shall have no responsibility for any use made of this document other than for which it was prepared and issued.

All dimensions and levels should be checked on site. All dimensions to be taken on site prior to manufacture of any component or element. Do not scale from this drawing. Please report any discrepancies to Mulholland Architecture.

All works to be in accordance with all current editions and relevant clauses of building regulations, British Standards, Codes of Practice and HSE directives even if not stated.

All pipes, drains, services etc to be accurately located on site prior to demolition/excavation/construction. All disturbed surfaces to be made good thereafter.

Final building works to be in accordance with relevant building regulations - Structural engineers drawings to supercede drawn information.

If in doubt, ask.

Revision	Date	Author
	19/01/26	

Stage:
Proposed Drawings

Drawing Title:	Drawing Size:
Proposed Front & Rear Elevation	1:50 @A2

Project: Job Number: 071

Ground Floor infill extension inc. internal reconfiguration

Client:
Emanuele & Emily

Site Address:
60 Grange Road, Chorlton, M21 9WX

Drawn: CM	Date: Jan '26	Stage: P
Reviewed by:	Drawing No.	Revision:
CM	Pr-071-200	

Proposed Side Elevation

SCALE m 0 1 2 3 4 5

1:50

Mulholland Architecture

E chris@mulhollandarchitecture.co.uk
M +44 (0)7923156723

© COPYRIGHT This drawing is protected by copyright and shall not be reproduced in any form without first gaining permission from Mulholland Architecture Ltd

Mulholland Architecture shall have no responsibility for any use made of this document other than for which it was prepared and issued.

All dimensions and levels should be checked on site. All dimensions to be taken on site prior to manufacture of any component or element. Do not scale from this drawing. Please report any discrepancies to Mulholland Architecture.

All works to be in accordance with all current editions and relevant clauses of building regulations, British Standards, Codes of Practice and HSE directives even if not stated.

All pipes, drains, services etc to be accurately located on site prior to demolition/excavation/construction. All disturbed surfaces to be made good thereafter.

Final building works to be in accordance with relevant building regulations - Structural engineers drawings to supercede drawn information.

If in doubt, ask.

Revision	Date	Author
	19/01/26	

Stage:

Proposed Drawings

Drawing Title:	Drawing Size:
Proposed Side Elevation	1:50 @A2

Project: Job Number: 071

Ground Floor infill extension inc. internal reconfiguration

Client:

Emanuele & Emily

Site Address:

60 Grange Road, Chorlton, M21 9WX

Drawn: CM	Date: Jan '26	Stage: P
Reviewed by:	Drawing No.	Revision:
CM	Pr-071-201	

Proposed Section AA

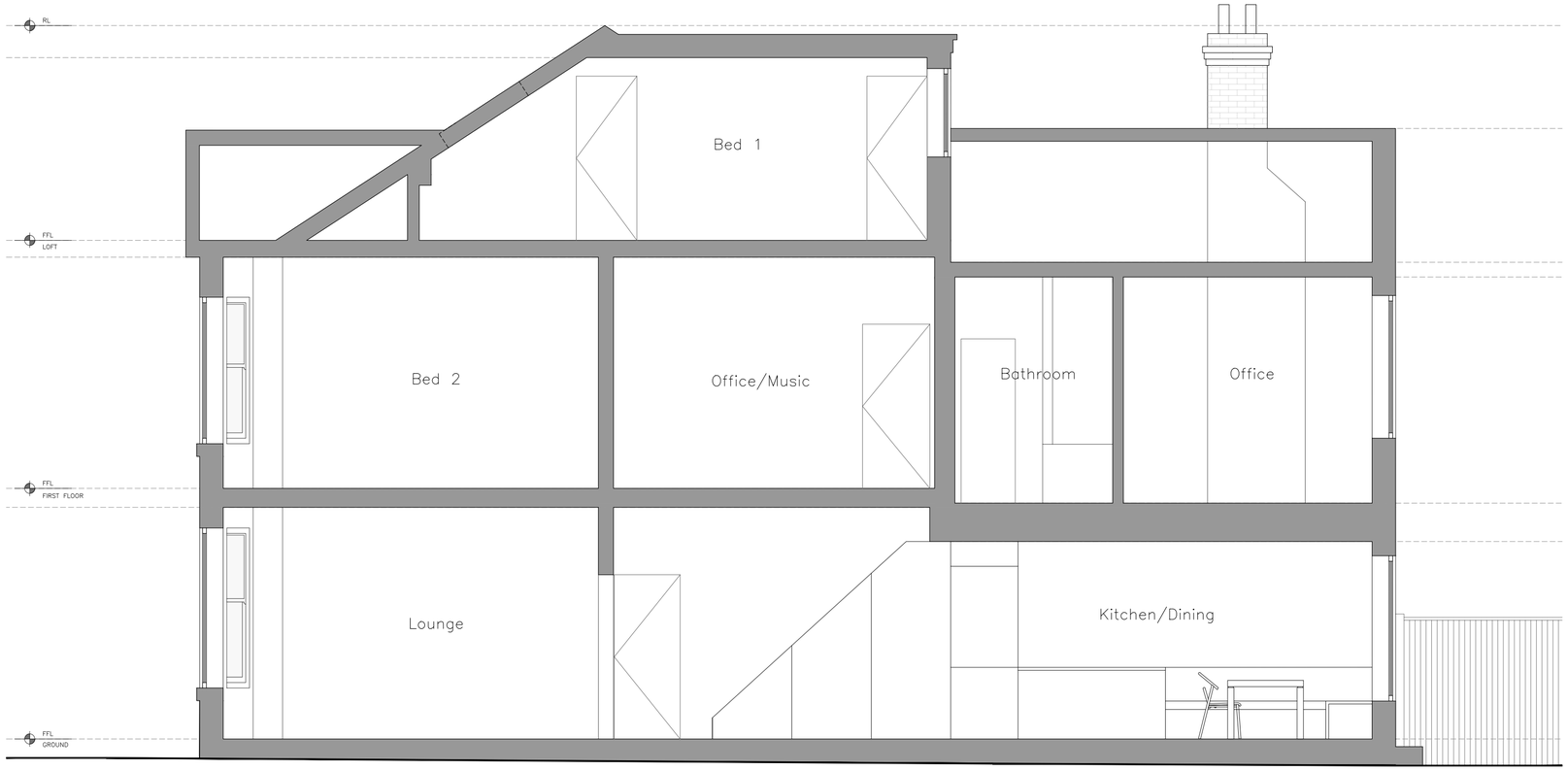

Proposed Section BB

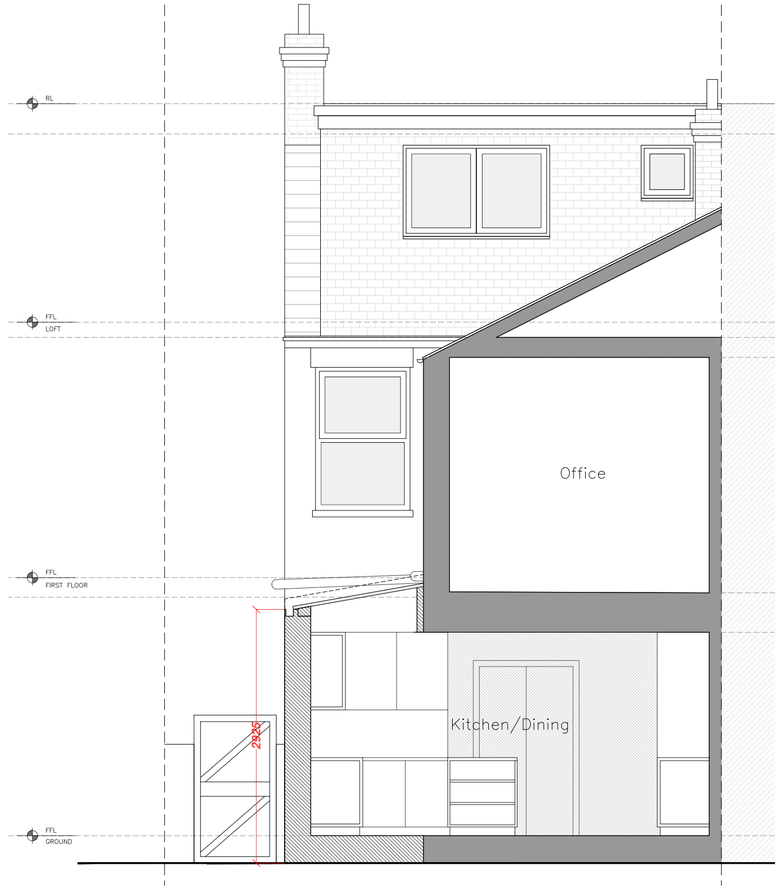

SCALE m 0 1 2 3 4 5

1:50

Mulholland
Architecture

E chris@mulhollandarchitecture.co.uk
M +44 (0)7923156723

© COPYRIGHT This drawing is protected by copyright and shall not be reproduced in any form without first gaining permission from Mulholland Architecture Ltd

Mulholland Architecture shall have no responsibility for any use made of this document other than for which it was prepared and issued.

All dimensions and levels should be checked on site. All dimensions to be taken on site prior to manufacture of any component or element. Do not scale from this drawing. Please report any discrepancies to Mulholland Architecture.

All works to be in accordance with all current editions and relevant clauses of building regulations, British Standards, Codes of Practice and HSE directives even if not stated.

All pipes, drains, services etc to be accurately located on site prior to demolition/excavation/construction. All disturbed surfaces to be made good thereafter.

Final building works to be in accordance with relevant building regulations - Structural engineers drawings to supercede drawn information.

If in doubt, ask.

Revision	Date	Author
	19/01/26	

Stage: Proposed Drawings

Drawing Title:	Drawing Size:
Proposed Section AA & BB	1:50 @A2

Project: Ground Floor infill extension inc. internal reconfiguration

Job Number: 071

Client: Emanuele & Emily

Site Address: 60 Grange Road, Chorlton, M21 9WX

Drawn: CM	Date: Jan '26	Stage: P
Reviewed by:	Drawing No.	Revision:
CM	Pr-071-300	