Proposed cross sections (1:50 scale)

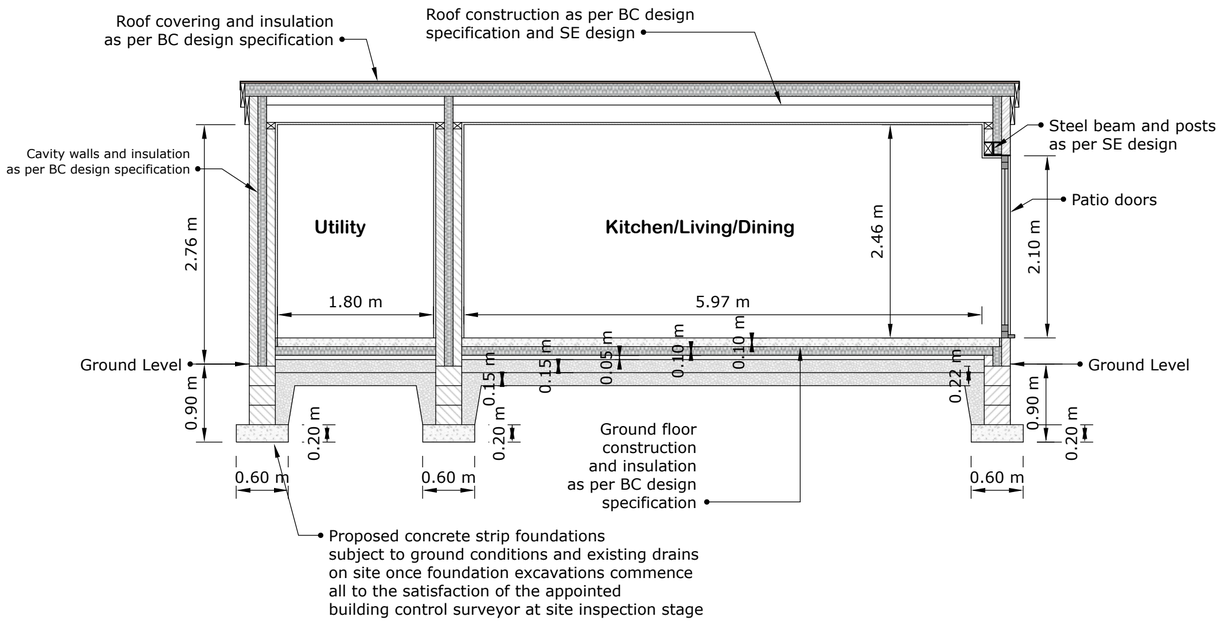

Proposed Roof Plan (1:100 scale)

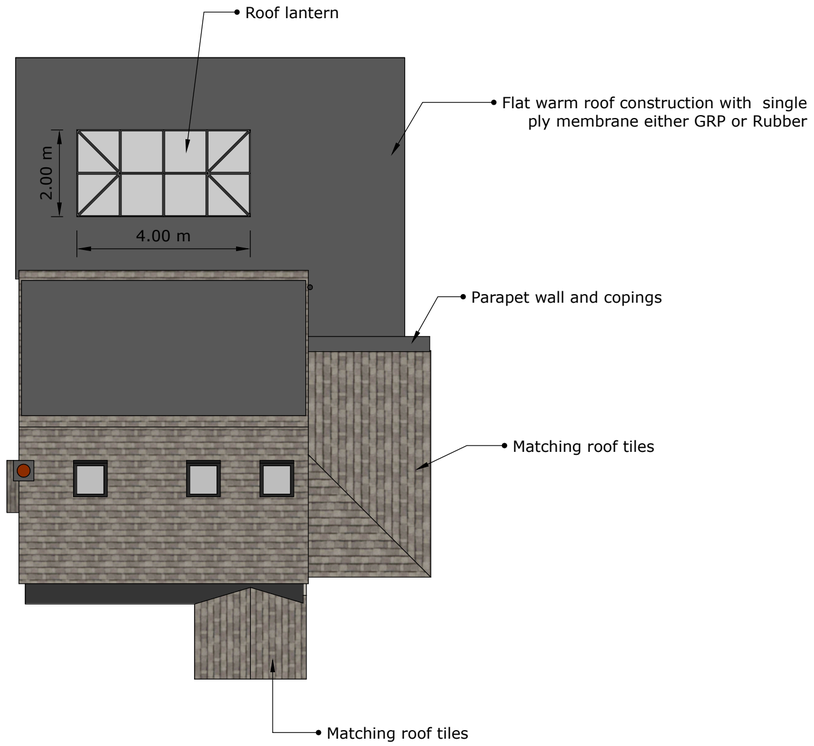

Additional Notes:

1. **The plans should be read in conjunction with the design specification printout and with any appropriate structural calculations.**
2. **The Contractor should check all dimensions on site prior to commencement of any work and contact the Designer should discrepancies arise.**
3. **All site work to be carried out in accordance with the Building Regulations 2010, current British Standards and Codes of Practice.**
4. **All statutory site inspections are to be seen on site and approved by the Building Control Body prior to covering over those areas of work.**
5. **No work is to be carried out from these plans until the relevant approval has been granted by the Local Authority Planning Department (unless the development is permitted development) and a suitable application has been submitted to the Building Control Body.**
6. **All drainage and foundation details are provisional and are subject to the conditions on site once excavations commence.**

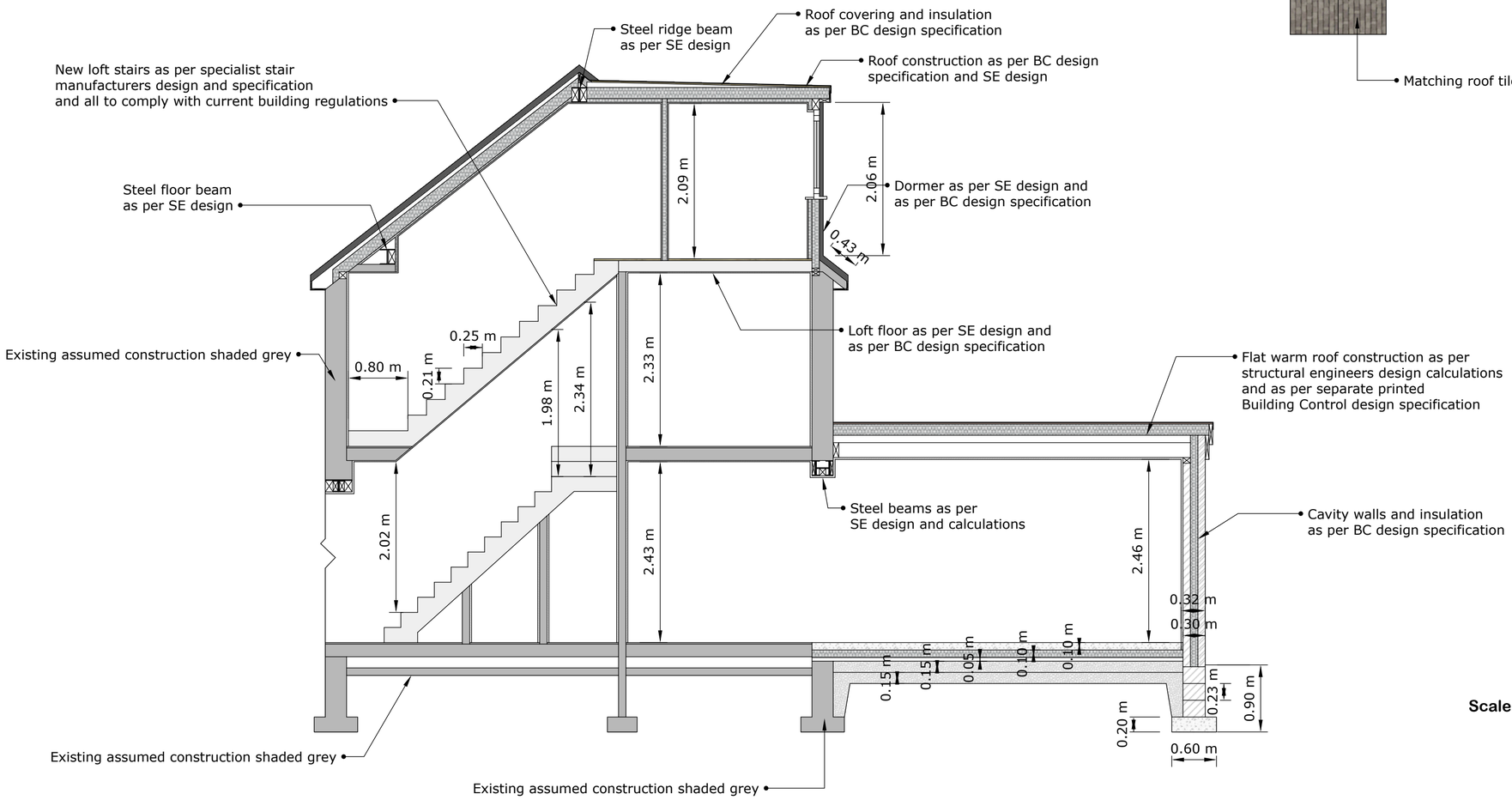

Please refer to separate A4 printed Building Control Design Specification and Structural Engineers design and calculations for fully detailed construction notes

Scale of 1:100 — 0 1 2 3 4 5m

Scale of 1:50 — 0 1 2 3 4 5m

SMB DESIGNS

Plan Ref: XX6/2025

Scale: 1:100 or 1:50@A2 Size

Proposed replacement front cladding, roof, doors and windows, loft conversion including rear roof dormer, single storey side and rear wrap around extension and associated alterations.

For:
Mr & Mrs Cragg
26 Norview Drive
East Didsbury
Manchester M20 5QF

SMB Designs Cheshire Ltd.
07805 429155
smb.designs@hotmail.co.uk