

4 Services Cupboard Section

1 : 50

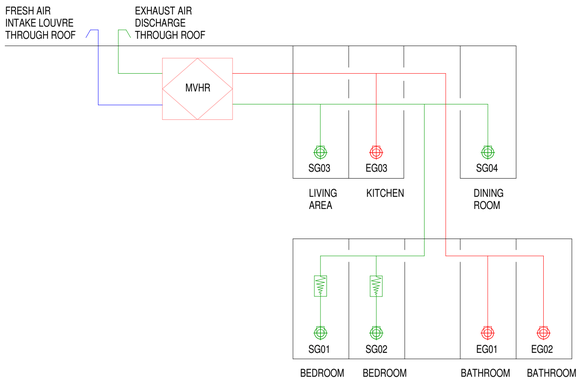

3 Ventialtion Schematic

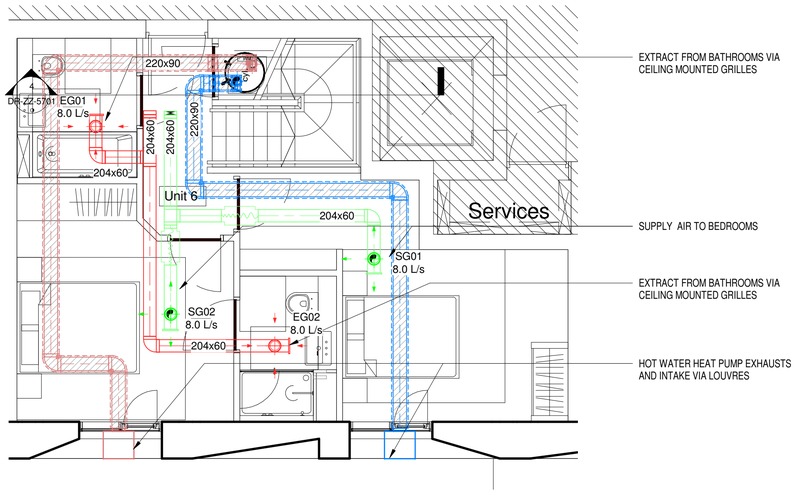

1 Ventilation Layout Level 9

1 : 50

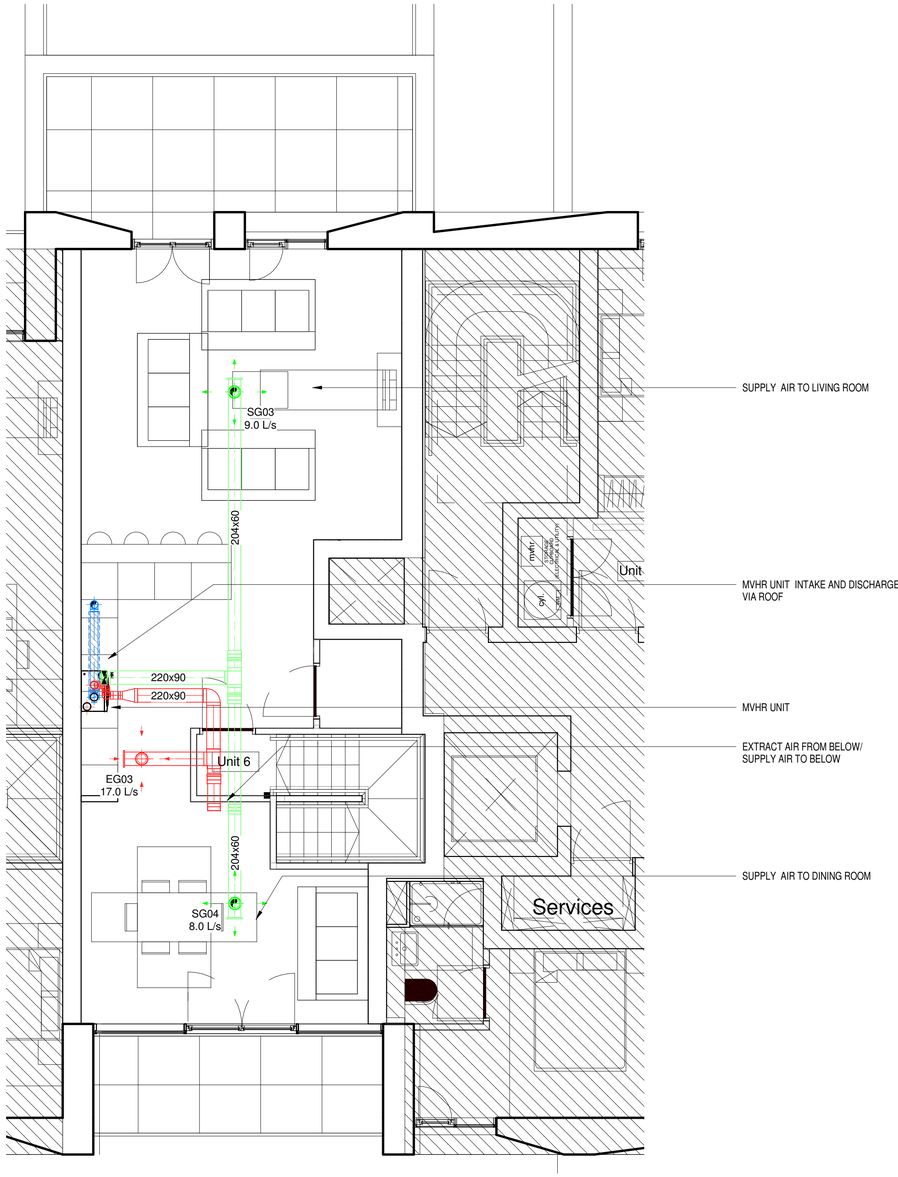

2 Ventilation Layout Level 10

1 : 50

This document and its contents are the property of the Purchaser/Employer and Crookes Walker Consulting. They may not be copied or reproduced in any way, in part or whole, without prior written approval of both parties. Violations will result in legal action.
This drawing shall be read in conjunction with the CWC Mechanical and / or Electrical Specification(s).
DO NOT SCALE FROM THIS DRAWING

DESIGNERS RISK ASSESSMENT SCHEDULE

REFER TO APPENDIX 1 OF M&E SPECIFICATION FOR DESINGERS RISK ASSESSMENT SCHEDULE

DRAWING BACKGROUND(S):

Rev	Date	Description	Eng	Chk
P03	APR 22	For Comment	AM	BH
P02	JAN 22	For Comment	AM	BH
P01	JAN 22	For Comment	AM	BH

Alberton House,30 St Mary's Parsonage
Manchester M3 2WJ
Tel: 0161 834 9999

The Plaza, Old Hall Street,
Liverpool L3 9QJ
Tel: 0151 600 5409

E-mail: admin@cwcon.co.uk
Website: www.cwcon.co.uk

Client: COBE

Project: HILL QUAYS EXTENSION

Drawing Title: Ventilation Layout

Status: FOR COMMENTS

Project No.	Drawn	Scale / Paper Size
1778	AM	1 : 50@A1

Drawing No.: 1778-DR-ZZ-5701 Rev: P03