13 R

2670mm GF to FF

4350mm FF to ridge

2550mm FF to loft deck

1800mm loft deck to ridge

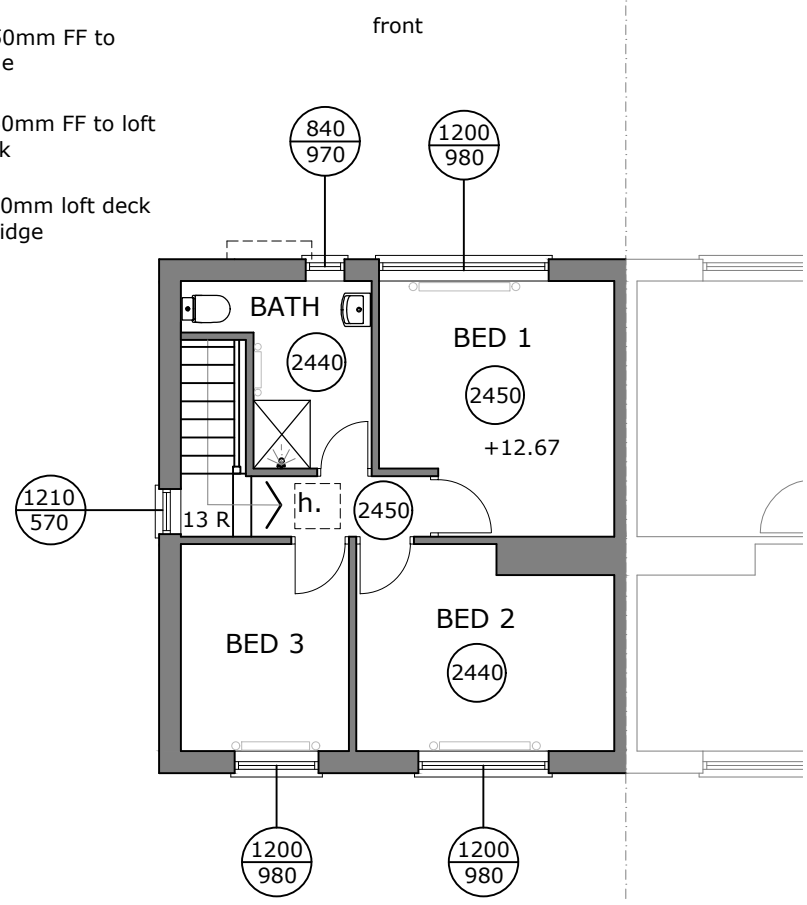

FIRST FLOOR

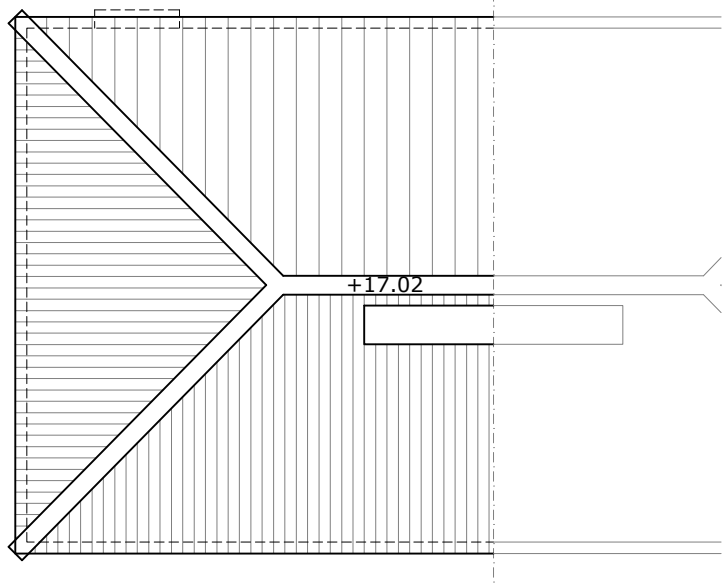

ROOF PLAN

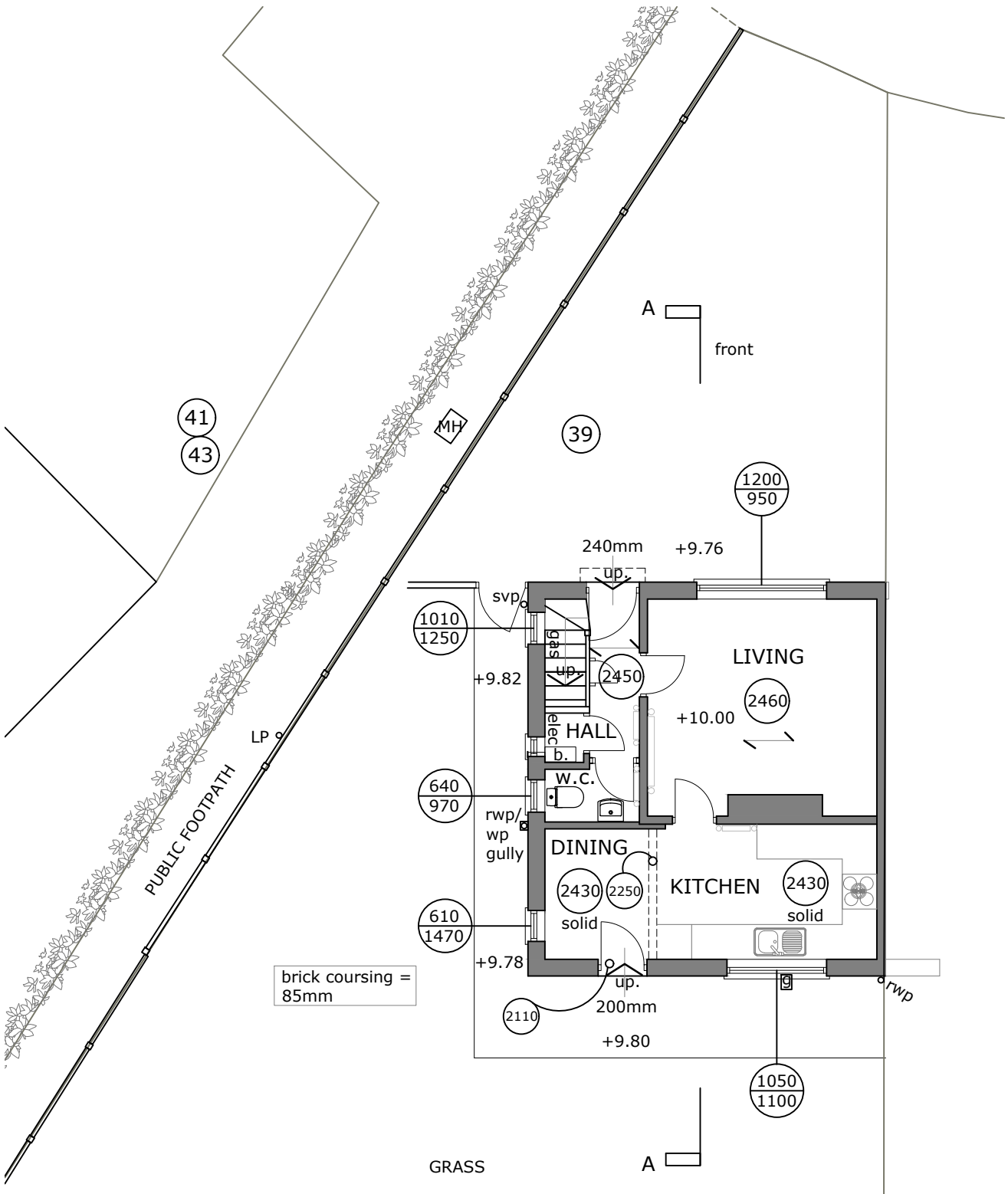

Public sewer position sewer TBC -
a build over agreement may be required?

GROUND FLOOR

Planning drawings are not for construction, please refer to the Building Regulation Stage Plans and Setting out drawings.

PRIDE RD. The architect your home deserves

www.prideroad.co.ukTel: 0151 665 0103 Email: magda@prideroad.co.uk @architectMagda |Manchester

©Pride Rd. Ltd. 2021. All rights reserved. This drawing must not be reproduced without permission. Do not scale from this drawing. All dimension are in millimeters unless otherwise stated. Any discrepancies should be reported to the Architect. NB.
Contractor must check and confirm all dimensions on site prior to manufacture. Concept design drawings are not suitable for planning applications or Building Regulations applications. Client and Contractor to ensure that structural design has been approved by a Building inspector and works in general to be approved by a Building Inspector.

Stage:	Survey		Client:	Sylwia Nikel-Sheperd			
Title:	Existing Plans		Project:	39 Houghend Avenue Manchester M21 7SF			
0 1 2 3	Scale@A3 1:100	Date: 25/08/22	Drawn: BR	Job no: M417	No. 01	Rev: -	