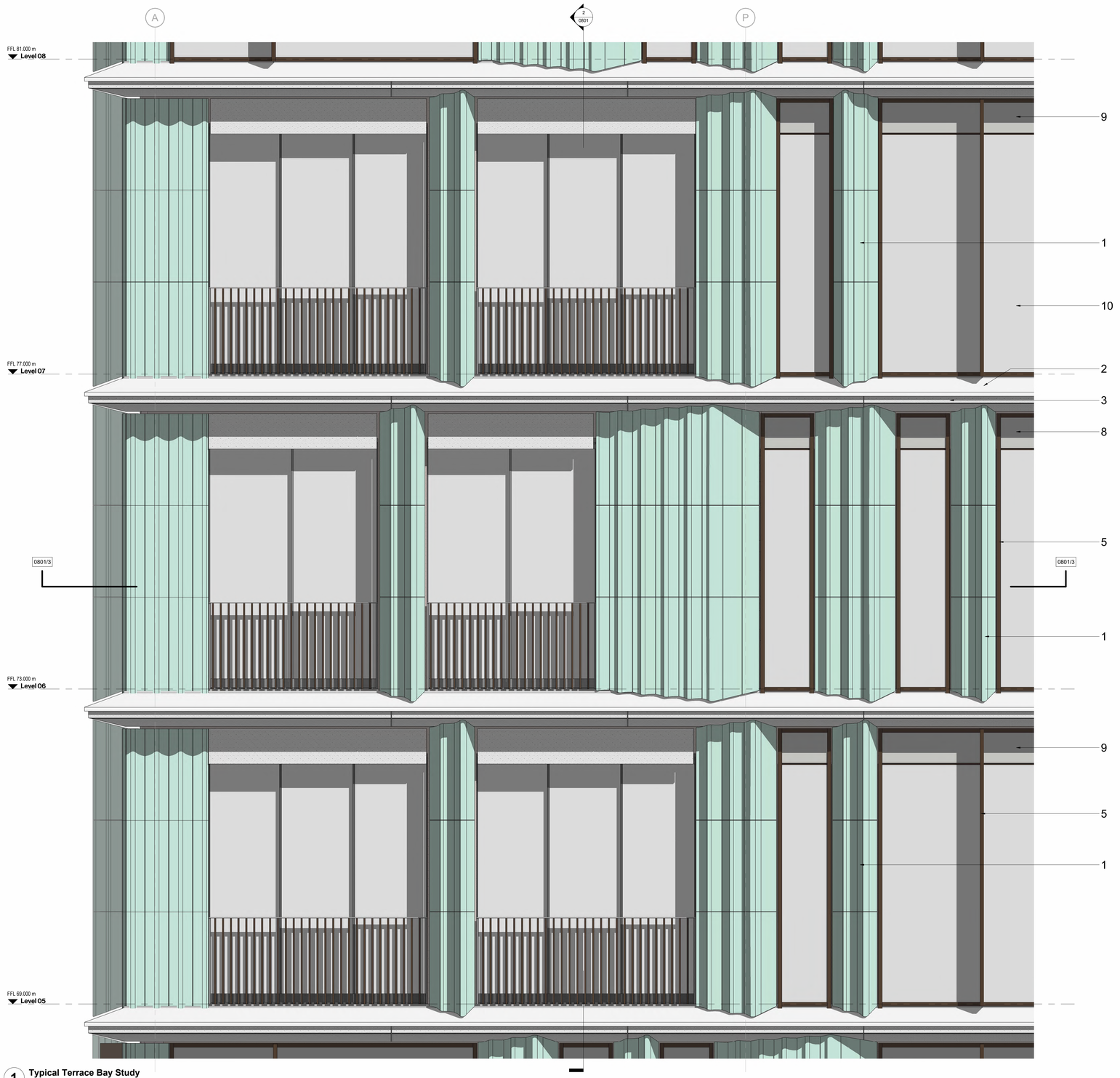

1 **Typical Terrace Bay Study**

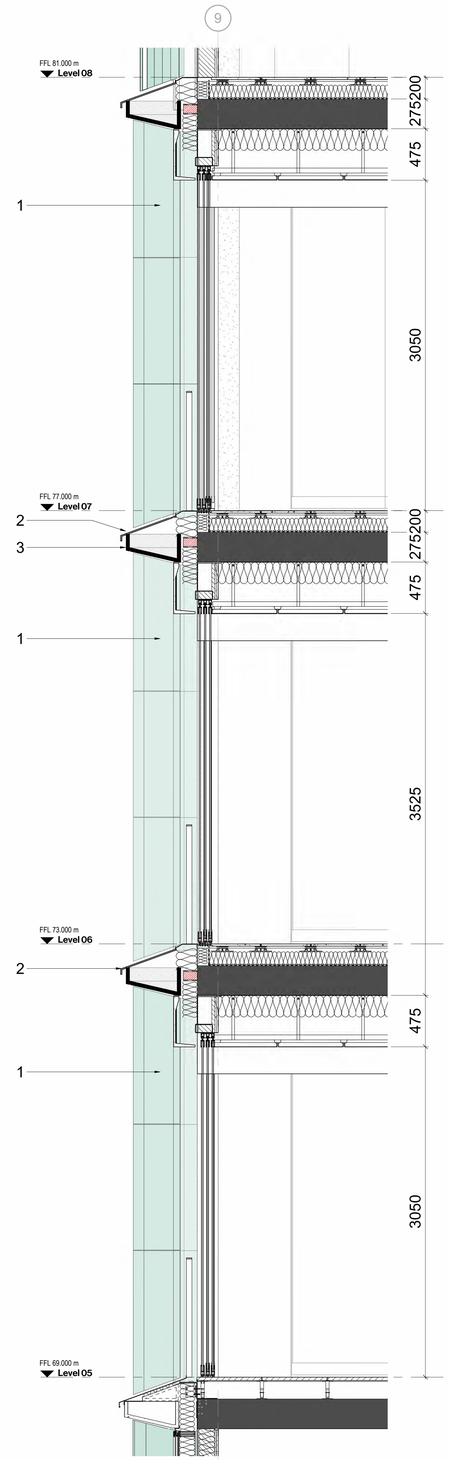

2 **Typical Terrace Bay Section.**

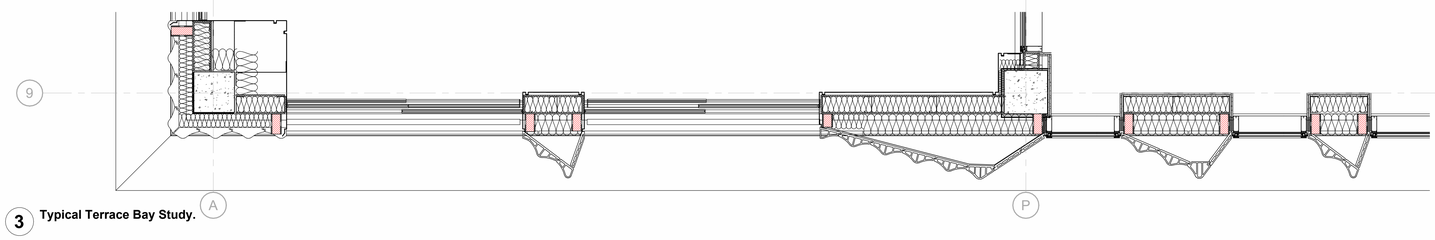

3 **Typical Terrace Bay Study.**

Drawing Original Size
A0

Notes
Unless indicated, this drawing is for information only and should not be used for construction. Do not scale, use figured dimensions only. All dimensions to be checked on site. This drawing should be printed and read at the original size, as stated. Cartwright Pickard Architects accepts no responsibility for errors that occur as a result of reviewing this drawing at any other size.

Cartwright Pickard Architects prepared this drawing using Revit 2022 and does not accept liability for any loss or degradation of that information held in the drawing resulting from the translation from the original file format to any other file format or from the recipients reading of it in any other programme or an earlier version of the programme referred to above. Cartwright Pickard Architects accepts no liability for use of this drawing by parties other than the party for whom it was prepared or for purposes other than those for which it was prepared.

DWG Issues
When this drawing is issued in DWG format it is an uncontrolled version and is provided to enable the recipient to prepare its own documents/drawings for which it is solely responsible. It is based on background information current at the time of issue.

Cartwright Pickard Architects accepts no liability for any alterations to, additions to or discrepancies arising out of changes to such background information which occur after it has been issued by Cartwright Pickard Architects.

MATERIAL KEY

1	Glazed Terracotta
2	Anodic PPC soft silver matt metallic aluminium cill.
3	GRC
4	Yorkstone
5	Anodic powder coating - ie: Interpon Super Durable Polyester TGIC Free
6	Anodic Powder Coated - Louvre Panel
7	Exposed Concrete
8	Silver PPC louvres
9	Back Painted Glass panel
10	Glazed panel

Drawing Revisions

Date:	Rev:	Note:	Check:
08.06.22	P01	Draft Planning Application	RO
21.06.22	P02	Planning Issue	RO
09.09.22	P03	Planning Issue	RO

CARTWRIGHT PICKARD

Client
MEPC

Project
947 | Angel Square Plots 2 & 3

Building Name
Plot 3

Drawing Title
Bay Study - Inset Terraces

Scale
As indicated @ A0

Drawing Created
June 2022

Revision
P03

Drawing No.
947-CPA-P3-ZZ-DR-A-0801

London Office
1 Canal Side Studios
8-14 St Pancras Way
London NW1 0QG
Tel 020 7561 3500
cartwrightpickard.com
© Cartwright Pickard Architects Ltd.