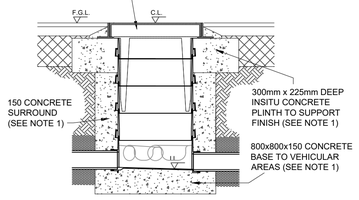
ALL INTERNAL MANHOLES/INSPECTION CHAMBERS TO BE FITTED WITH B125 RECESSED DOUBLE SEALED COVERS TO SUIT ARCHITECTS FLOOR FINISH.

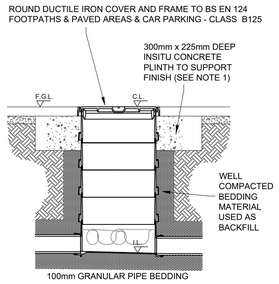
M.H. COVER & FRAME (TO BS EN124) TO PROVIDE 600x600 CLEAR OPENING, BEDDED AND HAUNCHED WITH 1:3 CEMENT:SAND MORTAR. COVER TO BE CLASS C250 (SUITABLE FOR USE IN CAR PARKS, FORECOURTS & AREAS WITH SLOW MOVING TRAFFIC). FOR REDUCED ACCESS (RA) PPIC's A SEPARATE REDUCED ACCESS COVER (OR OTHER MEANS OF RESTRICTED ENTRY) IS ALSO TO BE PROVIDED AT THE LOWER LEVEL.



POLYPROPYLENE INSPECTION CHAMBER LOCATED IN 'SHARED ACCESS' AREAS (ACCESSABLE TO BIN WAGONS ETC)

SCALE - 1:20

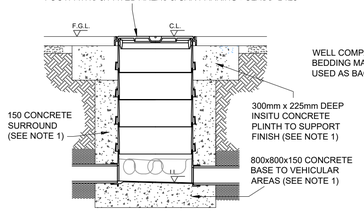
ROUND DUCTILE IRON COVER AND FRAME TO BS EN 124 FOOTPATHS & PAVED AREAS & CAR PARKING - CLASS B125



POLYPROPYLENE INSPECTION CHAMBER LOCATED IN HARD LANDSCAPED AREAS (NOT ACCESSABLE TO WHEELED VEHICLES)

SCALE - 1:20

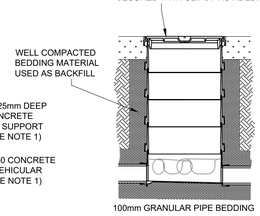
ROUND DUCTILE IRON COVER AND FRAME TO BS EN 124 FOOTPATHS & PAVED AREAS & CAR PARKING - CLASS B125



POLYPROPYLENE INSPECTION CHAMBER LOCATED IN PRIVATE DRIVEWAY AREAS (ACCESSABLE TO DOMESTIC VEHICLES)

SCALE - 1:20

ROUND DUCTILE IRON COVER AND FRAME SECURED WITH CLIPS PROVIDED.

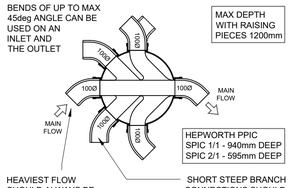


POLYPROPYLENE INSPECTION CHAMBER LOCATED IN SOFT LANDSCAPED AREAS

SCALE - 1:20

BENDS OF UP TO MAX 45deg ANGLE CAN BE USED ON AN INLET AND THE OUTLET

MAX DEPTH WITH RAISING PIECES 1200mm



HEAVIEST FLOW SHOULD ALWAYS BE DIRECTED THROUGH MAIN CHANNEL

SHORT STEEP BRANCH CONNECTIONS SHOULD PREFERABLY BE CONNECTED VIA A 45° INLET USING A BEND WHERE NECCESSARY

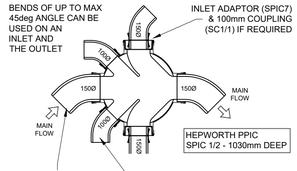
WHERE CHAMBERS ARE FITTED ON 90° CORNERS ALWAYS USE THE MAIN CHANNEL BY FITTING A 45deg BEND ON INLET & OUTLET.

PLAN ON PREFORMED BENCHING TO POLYPROPYLENE INSPECTION CHAMBER

SCALE - 1:20

BENDS OF UP TO MAX 45deg ANGLE CAN BE USED ON AN INLET AND THE OUTLET

INLET ADAPTOR (SPIC7) & 100mm COUPLING (SC1/1) IF REQUIRED



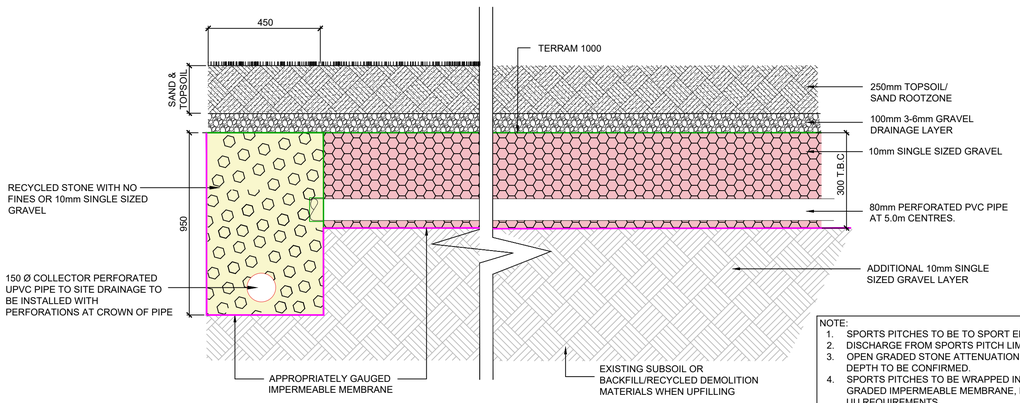
HEAVIEST FLOW SHOULD ALWAYS BE DIRECTED THROUGH MAIN CHANNEL

SHORT STEEP BRANCH CONNECTIONS SHOULD PREFERABLY BE CONNECTED VIA A 45° INLET USING A BEND WHERE NECCESSARY

WHERE CHAMBERS ARE FITTED ON 90° CORNERS ALWAYS USE THE MAIN CHANNEL BY FITTING A 45deg BEND ON INLET & OUTLET.

PLAN ON PREFORMED BENCHING TO POLYPROPYLENE INSPECTION CHAMBER

SCALE - 1:20



TYPICAL SECTION THROUGH SPORTS PITCH (TO SPORT ENGLAND STANDARDS)

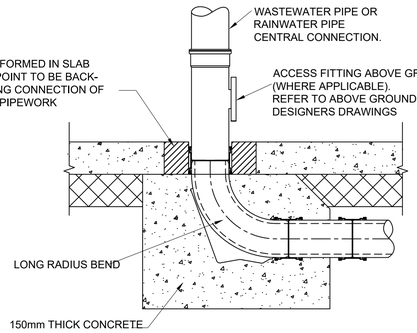
N.T.S

NOTE:
1. SPORTS PITCHES TO BE TO SPORT ENGLAND STANDARDS.
2. DISCHARGE FROM SPORTS PITCH LIMITED TO 5l/s (PER PITCH).
3. OPEN GRADED STONE ATTENUATION LAYER TO BE PROVIDED, DEPTH TO BE CONFIRMED.
4. SPORTS PITCHES TO BE WRAPPED IN AN APPROPRIATELY GRADED IMPERMEABLE MEMBRANE, IN ACCORDANCE WITH UU REQUIREMENTS.
5. ALL SPORTS PITCH DETAILS TO BE CONFIRMED BY SPECIALIST CONTRACTORS.

300x300 POCKET FORMED IN SLAB AROUND DRAIN POINT TO BE BACK-FILLED FOLLOWING CONNECTION OF ABOVE GROUND PIPEWORK

WASTEWATER PIPE OR RAINWATER PIPE CENTRAL CONNECTION.

ACCESS FITTING ABOVE GROUND (WHERE APPLICABLE). REFER TO ABOVE GROUND DRAINAGE DESIGNERS DRAWINGS



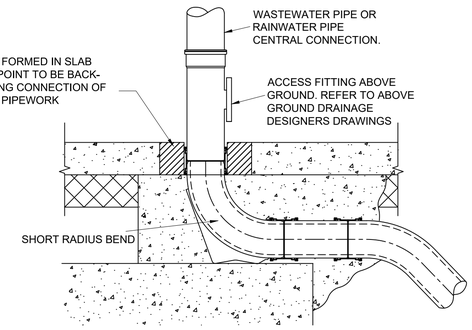
TYPICAL BELOW GROUND PIPE CONNECTION DETAIL

SCALE 1:10

300x300 POCKET FORMED IN SLAB AROUND DRAIN POINT TO BE BACK-FILLED FOLLOWING CONNECTION OF ABOVE GROUND PIPEWORK

WASTEWATER PIPE OR RAINWATER PIPE CENTRAL CONNECTION.

ACCESS FITTING ABOVE GROUND. REFER TO ABOVE GROUND DRAINAGE DESIGNERS DRAWINGS



TYPICAL BELOW GROUND PIPE CONNECTION DETAIL (ABOVE FOUNDATION)

SCALE - 1:10

40mm WASTE PIPE

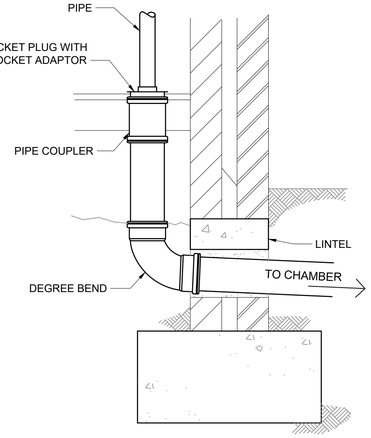
SOCKET PLUG WITH BOSS SOCKET ADAPTOR

PIPE COUPLER

LINTEL


TO CHAMBER

DEGREE BEND



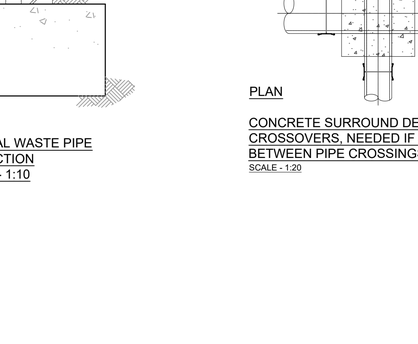
TYPICAL INTERNAL WASTE PIPE CONNECTION

SCALE - 1:10



TYPICAL FILTER DRAIN / SWALE SECTION

SCALE - 1:25



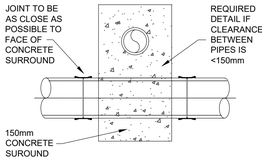
TYPICAL VENT DETAIL

SCALE - 1:25

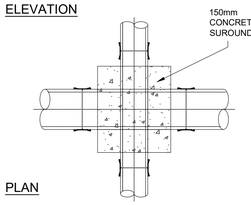
NOTE: IT IS RECOMMENDED THAT ONE VENT PIPE, 110MM IN DIAMETER, IS PROVIDED PER ATTENUATION TANK. VENT POSITION TO BE AGREED ON SITE

JOINT TO BE AS CLOSE AS POSSIBLE TO FACE OF CONCRETE SURROUND

REQUIRED DETAIL IF CLEARANCE BETWEEN PIPES IS <150mm



ELEVATION



PLAN

CONCRETE SURROUND DETAIL AT PIPE CROSSOVERS, NEEDED IF CLEARANCE BETWEEN PIPE CROSSINGS IS < 150mm

SCALE - 1:20

BUILDING DESIGN PARTNERSHIP SHALL HAVE NO RESPONSIBILITY FOR ANY USE MADE OF THIS DOCUMENT OTHER THAN FOR THAT WHICH IT WAS PREPARED AND ISSUED.

ALL DIMENSIONS SHOULD BE CHECKED ON SITE.

DO NOT SCALE FROM THIS DRAWING.

ANY DRAWING ERRORS OR DIVERGENCES SHOULD BE BROUGHT TO THE ATTENTION OF BUILDING DESIGN PARTNERSHIP AT THE ADDRESS SHOWN BELOW.

WIP FOR PRICING PURPOSES ONLY

REVISION	DESCRIPTION	DRAWN	CHECKED	DATE
P02	Further updates to sports pitch detail	LJ	DN	27/04/21
P01	Updates to sports pitch detail	EW	LJ	08/04/21
FIRST	-	NC	LJ	07/04/21

KEY PLAN:

CLIENT

WIP

BDP.

11 Ducie Street
PO BOX 85
Picadilly Basin
Manchester
M60 3JA
United Kingdom

T +44 [0]161 828 2200
www.bdp.com

PROJECT TITLE: HYDE ROAD SCHOOL

BDP JOB NUMBER: P3001501

ISO 27001 CLASSIFICATION: COMMERCIAL IN CONFIDENCE

DRAWING TITLE: TYPICAL DRAINAGE DETAILS SHEET 2 OF 2

SCALE: as noted @ A1

DATE: 11/03/2021

DRAWING NO.: 009433-BDP-01-XX-DR-C-520302

REVISION: P02

P:\..MRP3001SD\WIP\C3D\MICRAW\210427_HRS-BDP-ZZ-XX-DR-C-EF_00_35-3001_DRAINAGE TYPICAL DETAILS.DWG