REVISION	DATE	DESCRIPTION

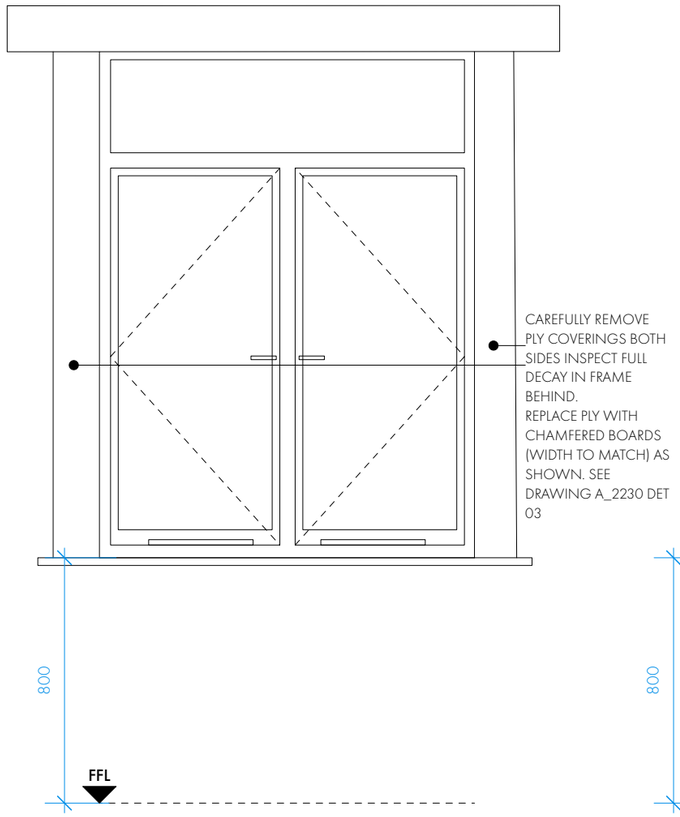

EW-01
LEVEL: 02 **ELEVATION:** BROCK ST

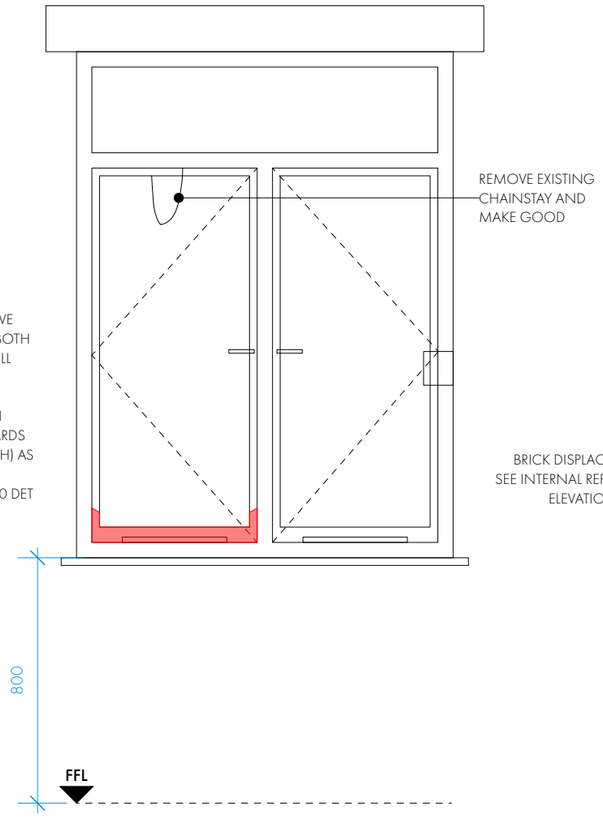

EW-02
LEVEL: 02 **ELEVATION:** BROCK ST

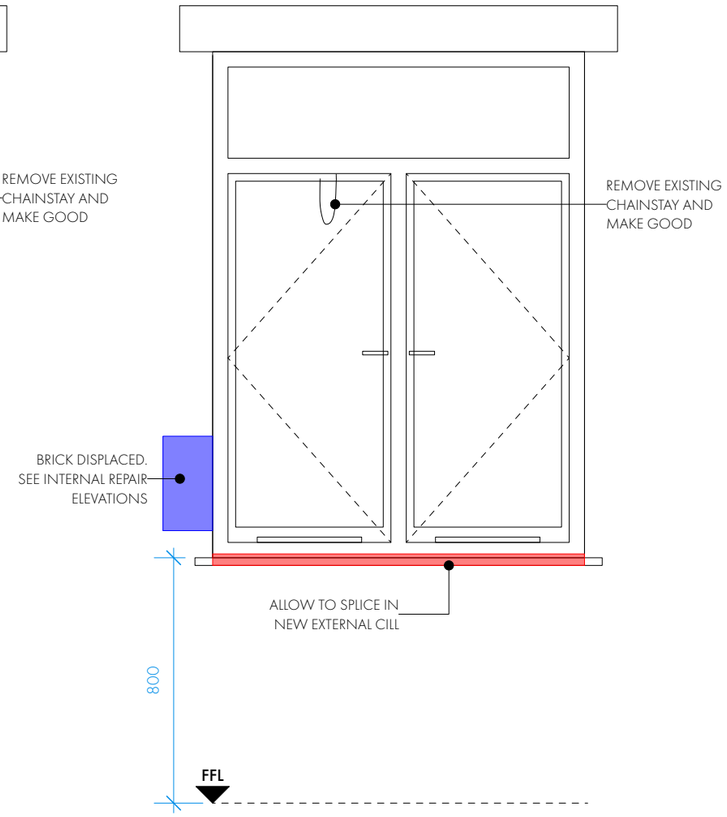

EW-03
LEVEL: 02 **ELEVATION:** BROCK ST

KEY TO REPAIR DRAWINGS

AREAS OF DECAY. REPAIR TYPE TO MATCH PROCESS/DETAILS SHOWN ON DRAWING 107 AND SPECIFICATION SECTION C51

NOTE: WINDOWS DRAWN AS VIEWED INTERNALLY

NOTES

REPAIR WORKS - WINDOWS

ALLOW TO UNDERTAKE THE FOLLOWING WORKS TO ALL EXISTING WINDOWS:

- TAKE OUT CASEMENTS OR HOPPERS IN PREPARATION FOR BENCH REPAIRS AND ALLOW FOR INSPECTION BY ARCHITECTS
- PROVIDE ADEQUATE PROTECTION TO WINDOW OPENINGS
- CAREFULLY STRIP EXTERNAL PAINT FINISH TO FRAME TO BARE WOOD USING A PROPRIETY CHEMICAL PAINT STRIPPER.
- MAKE GOOD ALL OPEN JOINTS AND SURFACE IMPERFECTIONS
- CONFIRM TO CA PROPOSED SCOPE OF REPAIR FOR EACH WINDOW AND INDIVIDUAL COMPONENTS
- PRICING TO BE AS PER THE AREAS INDICATED, REPAIRS UNDERTAKEN IN ACCORDANCE WITH THE PROCESS/DETAILS INDICATED ON DRAWING LAYS.01-001 (CHAMBERS CONSERVATION DWG)
- ALLOW TO GLUE AND CLAMP JOINTS TO ALL COMPONENTS WHERE LOOSE (ALLOW 75%)
- THOROUGHLY CLEAN DOWN EXISTING FRAME, REMOVING LOOSE AND FLAKING PAINT.
- CAREFULLY INCREASE REBATE DEPTH TO ALLOW FOR 14MM 'HISTOGLASS' OR EQUAL AND APPROVED GLAZING UNIT. INSTALLED IN ACCORDANCE WITH MANUFACTURERS INSTRUCTIONS. PUTTY BY HAND IN ELASTOKITT PUTTY REPLACEMENT. SEE DRAWING A_2230 DET 01/02.
- REFITTING CASEMENTS AND HOPPERS ON NEW HINGES . CHECK FOR SMOOTH OPERATION AND WEATHER TIGHTNESS OF NEW BRUSH/ WEATHER SEALS.
- REPOINT BETWEEN JUNCTION OF FRAME AND REVEAL USING TRADITIONAL BURNT-SAND MASTIC TO MATCH COLOUR OF ADJACENT TERRACOTTA.
- PROVIDE NEW IRONMONGERY AS STATED IN SCHEDULE OF WORKS
- PROVIDE BRUSH SEALS AND PERIMETER SEALING SYSTEM, TO ALL WINDOWS AS NOTED OPPOSITE
- ALL MOULDINGS PROFILES AND OTHER DETAILS SHALL PRECISELY MATCH THE EXISTING
- DECORATE ALL WINDOWS FRAMES AND CASEMENTS TO BE DECORATED TO CONCEALED SURFACES PRIOR TO REINSTATE AS M60/120

INSTALLATION OF BRUSH SEALS

ALLOW FOR THE SUPPLY AND INSTALLATION OF VENTROLLA DRAUGHT AND WEATHER PROOFING (OR EQUIVALENT, AGREED AT TENDER STAGE) TO CASEMENT PERIMETER. ALL IN STRICT ACCORDANCE WITH MANUFACTURERS INSTRUCTIONS

REPAIR WORKS SPECIFICATION
MATERIALS

- REPAIRS TO SASHES, SASH BOXES, GLAZING BEADS ETC. TREATED DOUGLAS FIR AS C51/172
- NEW CILLS TO BE HARDWOOD AS C51/173
  READ ALSO IN CONJUNCTION WITH TIMBER REPAIR SPECIFICATION, SECTION C51

CONTROL SAMPLE

PROVIDE A FULLY COMPLETE CONTROL SAMPLE WINDOW, FULLY OPERATIONAL APPROVAL BY CA BEFORE PROCEEDING WITH REMAINING WINDOWS

OTHER ALLOWANCES/ REFERENCES - WINDOWS

- FOR WORKS TO CILLS, WINDOW HEADS AND OTHER MASONRY, REFER TO ELEVATION DRAWINGS

GLAZING

14MM HISTOGLASS UNIT. PERFORMANCE AS OMI SPECIFICATION OR EQUAL APPROVED.

IRONMONGERY SPECIFICATION

NB. EXISTING IRONMONGERY TO BE INSPECTED FOLLOWING REMOVAL OF CASEMENTS AND ASSESSED FOR POTENTIAL RE-USE)PRIOR TO ORDER OF NEW). PROVISIONALLY ALLOW FOR ALL EXISTING WINDOWS TO BE FITTED WITH THE FOLLOWING NEW IRONMONGERY (REFERENCES GIVEN ARE FROM REDDISEALS)

HOPPERS

- HINGES, FORGED BRASS WITH BEARINGS, SIZES TO MATCH EXISTING.
- CATCH WITH PULL-LOOP TO ENABLE POLE OPERATION, POLISHED BRASS TO REPLACE EXISTING CABLE PULLEY OPERATOR, PROVIDE SAMPLE TO CA FOR APPROVAL AND 2NO QUADRANT ARM STAYS (CAS154PB)
- PROVIDE 2NO POLES TO FACILITATE OPENING

CASEMENTS WITH CENTRE MULLION

HINGES FORGED BRASS WITH STAINLESS STEEL BEARINGS, SIZES TO MATCH EXISTING,
SPIRAL END LOCKING FASTENER CA170PB
SPIRAL END STAY CA176PB

OMIArchitects

31 Blackfriars Road, Salford, Manchester, M3 7AQ
+44(0)161 832 3242 / info@omiarchitects.com / www.omiarchitects.com

PROJECT	LAYSTALL STREET – LISTED BUILDING					
DRAWING	WINDOW REPAIR SCHEDULE 01					
DATE	MAY 22	DRAWN BY	LG	SCALE	1:20	@A3
JOB NO.	1383	DWG.NO.	1383-OMI-01-ZZ-DR-A-A2200			