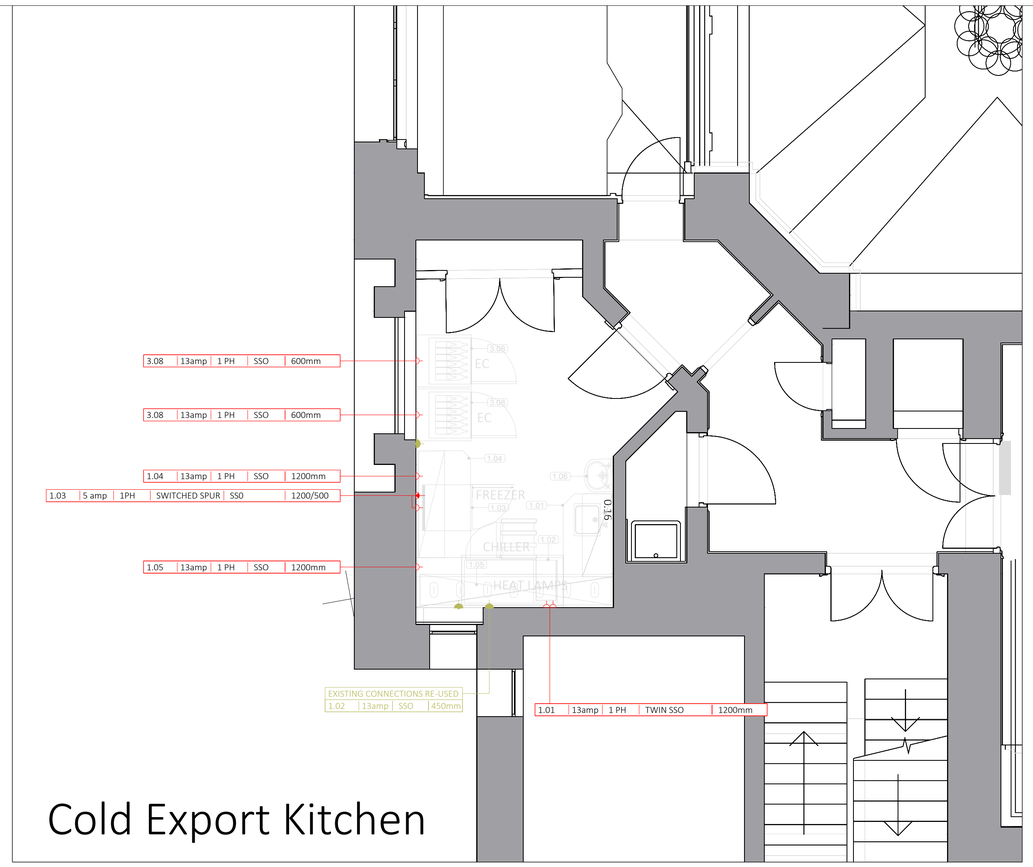

Cold Export Kitchen

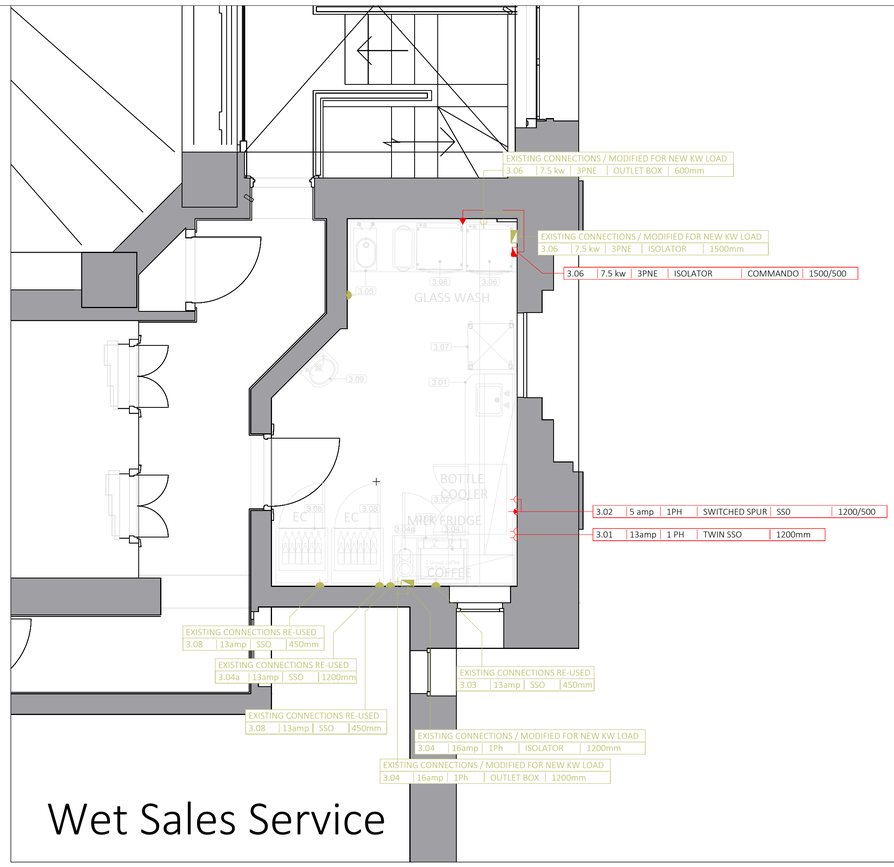

Wet Sales Service

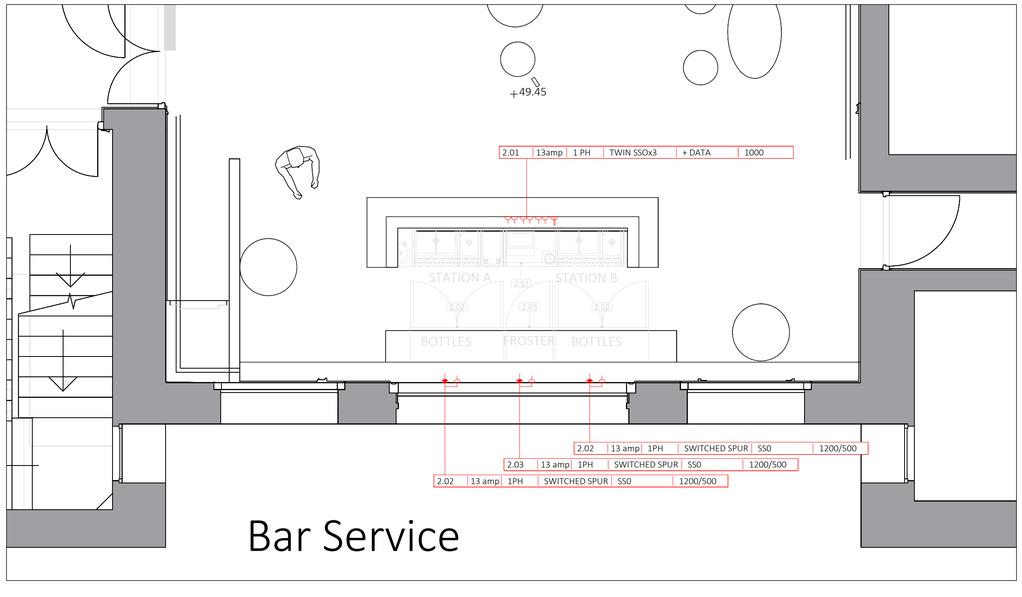

Bar Service

Delivery Access Route:

EXISTING ELECTRICAL CONNECTIONS
13 AMP SOCKET
ISOLATOR
OUTLET BOX

EXISTING SERVICES CONNECTIONS. LOCATIONS AND POSITIONS REQUIRE CHECKING & CONFIRMING ON SITE.

Electrical Key:

Switched Socket	2 Number of Gangs; 13 Rating in Amps
Single Phase Fused Spur	Refer to legend for loading.
Three Phase Commando Outlet Outlet and plug to be provided by others.	Refer to legend for loading.
Rotary Isolation	Three Phase Isolator; Single Phase Isolator
Coiled Flex cable	Flex Cable for main contractor to wire into HK supplied consumer board. Refer to drawing for phase, load and length required
Fused Spur	Refer to legend for loading.
Ethernet Data Outlet:	Refer to legend for loading.

Mechanical Key:

Valved Water Connection: Refer to legend for diameter	Hot Water: Cold Water:
Waste Connection: Refer to legend for diameter and material	
Trapped Waste Pop Up: Refer to legend for diameter	
Pipework Drop Locations: Critical locations for mechanical contractor install	
Stainless Steel Floor Gully: Trapped Floor Gully location by main contractor	

Gas Key:

Valved Gas Outlet: Refer to legend for ¾" or ¾" and pipe height	
Gas Isolation Valve: Suggested position for main contractor install	GV

Title: GRR Lucky Cat First Floor

Project: Lucky Cat

Location: Manchester

Drawing Number: 102391 E3.0 Electrical

Revision: 0

Drawn by: JF

Page Size: 1:40 At: A1

Drawing Revisions:

No:	Date:	Details:
.	.	.

T: 0114 299 5290
E: enquiries@hkprojects.com
P: Unit S12-13, Globe Works, Penistone Road, Sheffield, S6 3AE

foodservice architecture

Electrical Notes:

Site electrician to provide suitably isolated supplies within one metre of each appliance in accordance with BS7671:2001. This includes the connection of coldrooms, ventilation fans, interwiring of the local starter control, wiring of internal lighting for the canopy and gas interlock control panel (where applicable). No provision has been made for general switched sockets within the kitchen. Equipment earthbonding for all appliances in accordance with BS7671:2001 Where appliances are mobile, suitable coiled earth leads should be fitted.

Electrical Positions:

Wall sockets from finished floor level should be generally fitted at 500mm (L/L) : 1200mm (M/L) : 2400mm (H/L).
Wall isolaters from finished floor level should generally be fitted at 1500mm with cable outlets at 500mm if required.(or be positioned to avoid other services/obstructions)
All electrical accessories within the kitchen should be metal clad or metal finish , where applicable suitable IP rated accessories need to be installed in accordance with BS7671:200

Mechanical Notes:

General Contractor to provide suitable isolating cocks for gas and water risers. Each appliance to be locally valved for maintenance. The appropriate stop valve/isolators to be positioned according to this drawing. Site plumber to ensure adequate volumes and pressures are achieved on all hot and cold supplies. The installation must comply with all local water board regulations, including Water Supply (Water fittings) Regulations 1999 and 'WRAS' notification prior to commencement. Where required, class 'A' air gaps must be maintained and non-return valves must be fitted to prevent back syphonage. Waste connections for combi ovens and similar to be discharged into sealed back inlet gullies (100mm diameter), otherwise a trapped tundish shall be fitted in copper or high temperature PVC. Water softeners/filters should to be fitted if the hardness exceeds 7 degrees clarke. HK accept no responsibility for equipment affected by limescale. Drainage serving kitchens in commercial hot food premises should be fitted with a grease separator complying with prEN 1825-1 and designed in accordance with prEN 1825-2 or other effective means of grease removal.
Dishwater note : Water pressure required = 1.5 BAr min 6.6 Bar max. Tank feed required in accordance with local water board regulations unless appliance is fitted with a type A air gap. Water temperature: 50 deg C min 60 deg C max N.B Max temp with softner 55 Deg C (fitted if hardness exceeds 7 Degrees clarke)

General Notes:

All deliveries are assumed to be to ground floor level. If this is not the case, further costs may be incurred.
All service points indicated are the connection points on HK equipment only. Due allowance must be made by the contractor to provide all electrical isolaters, socket outlets, main gas shut off valves, water check valves and waste traps positioned to within one metre of each connection point of each appliance. All supply and extract fans installed as part of the kitchen ventilation require to be interlocked with the incoming gas supply in accordance with BS6 173:2001. This shall be deemed to be the responibility of the H and V contractor, and HK will not undertake to commision the equipment until the operation is full demonstrated. It is the clients responsibility to ensure that all drawings are approved by the local Building Control/Fire authority/EHO. All equipment dimensions shown are overall body sizes. Wall dimensions are from finished surfaces and therefore suitable tolerances should be allowed. Do not scale from drawings. Minimum door access required for all equipment 900mm. Minimum floor to ceiling height 2590mm

All designs are provided by HK Projects LTD Copies of our terms and conditions are available at: http://hkprojects.com/terms-and-conditions
THE COPYRIGHT OF THIS DRAWING IS RETAINED BY HK Projects LTD T/a HK (KITCHEN AND BAR SOLUTIONS) LTD AND MUST NOT BE REPRODUCED WHOLLY OR IN PART WITHOUT EXPRESS PERMISSION. THIS DRAWING IS ISSUED ON THE UNDERSTANDING THAT ITS CONTENTS WILL BE TREATED AS CONFIDNTIAL AND WILL NOT BE DISCLOSED TO ANY THIRD PARTY