38 to 42 Mosley Street
Paint Analysis





Report on Findings
Report No HPM38MS01

heritage project management
The Barn, Folly Cottage
53 Coalport Road
Broseley
Shropshire, TF12 5AN

www.heritageprojectmanagement.com

ICON ACCREDITED MEMBER

ISSUE 01– 06/02/2023

1.0 Introduction

Heritage Project Management were requested to undertake paint analysis to a number of internal rooms and external doors of the Grade II* listed 38 to 42 Mosley Street buildings in Manchester.

The analysis was to identify the paint schemes that had originally been applied to the heritage fabric of the building. The analysis will be used to inform the development of new decorative paint coatings as part of the refurbishment works being undertaken.

The samples were taken on site on the 2nd February 2023, the building was an active construction site at that time and access was available to all room areas. The external doors were all accessible from street level.

The sample works were intrusive although this was very minor and only very small samples of the exiting paint finishes were removed for analysis.

The works were deemed not to fall under the definition of *demolition*, *alteration* or *extension*, in terms of Section 7 of the Planning (Listed Buildings and Conservation Areas) Act 1990, as they will not affect the character, architectural or historic interest of the listed building.

2.0 Sample Locations

A total of 6 paint samples were taken from the external elevations of the buildings. The following schedule notes the locations of the samples:

Sample Ref:	Location:	Comment
01	Level 2 – Room A, Ceiling.	
02	Level 2 – Room A, Wall.	
03	Level 2 – Room A, Skirting.	
04	Level 2 – Room A, Window.	
05	Level 2 – Room A, Window Reveal.	
06	Level 2 – Corridor, Skirting.	
07	Level 2 – Dome Room, Downstand beam.	
08	Level 2 – Dome Room, Door.	
09	Level 2 – Dome Room, White dome areas.	
10	Level 2 – Dome Room, Blue dome areas.	
11	Level 2 – Dome Room, Base ring to dome.	
12	Level 2 – Dome Room, Blue wall areas.	
13	Level 2 – Dome Room, white wall areas (doorway).	
14	Level 2 – Room C, Ceiling.	
15	Level 2 – Room C, Wall.	

16	Level 2 – Room C, Window.	
17	Level 2- Room C, Skirting.	
18	Level 2 – Room D, Window reveal.	
19	Level 3 – Room D, Window.	
20	Level 3 – Room D, Window reveal.	
21	Level 3 – Room D. Skirting.	
22	Level 3 – Room D. Wall.	
23	Level 0 – Stairwell. Vertical baluster.	
24	Level 0 – Stairwell. Underside of handrail.	
25	Level 0. Rear door.	
26	Level 0. Front door – Mosley Street.	
27	Level 0. Side door.	

The location of the samples is noted on the following drawings:

Level 3

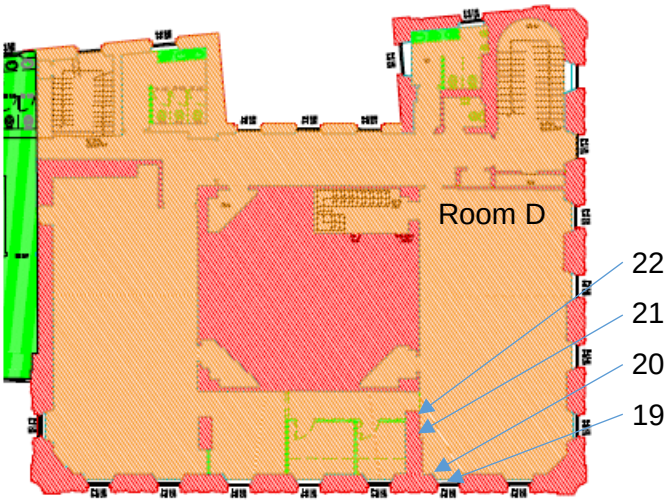

Level 2

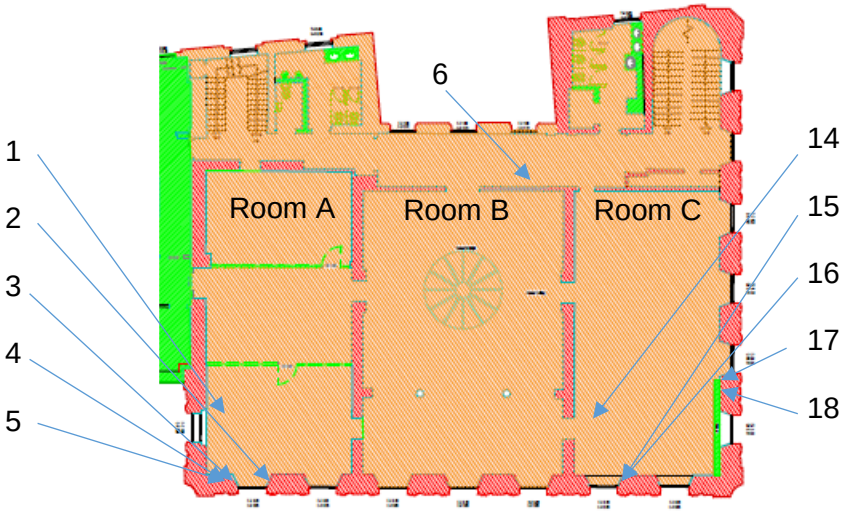

Level 0

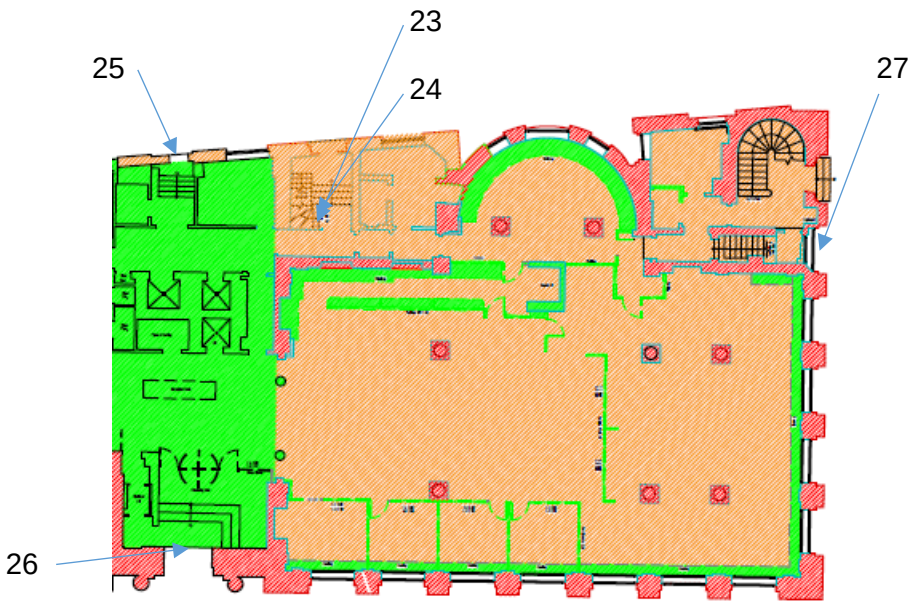

3.0 Analysis Methodology

Samples were collected from the walls, ceilings and joinery elements.

Each sample was removed by the most appropriate methods to retain as far as practicable all paint layers within the sample. Each sample location was photographed, sample identified and bagged for analysis.

4.0 Sample Preparation

Each sample was visually inspected in the workshop to identify any salient features and pieces selected for sectional analysis.

The samples were set in a clear coat polyester resin and then cut and polished to enable them to be inspected under microscope. The resin holds the paint layers together and allows a polished flat plane for viewing at high magnification.

Samples were also viewed under UV magnification to identify high fluorescent materials such as historic resins and zinc oxide based paints.

In addition, a proportion of the samples were physically tested for lead content. Samples were tested with a solution of Sodium Sulphide which in the presence of lead turns dark brown in colour.

The interpretation was carried out by Richard Baister of Heritage Project Management.

5.0 Historical Context

Given the age of the building (1862) there would have been a limited choice of materials that could be used for the decorative coatings and the majority of original paints would have been individually mixed by the painters based on traditional recipes and techniques.

Coating systems typically available for the early decorative coatings were:

Lime Washes – these are made from pure white lime mixed with water. They were used for common walls and ceilings especially where for sanitary reasons a frequent fresh application was required. Lime washes were readily removed when rubbed, will not stand rain and do not adhere well to smooth or non-porous surfaces.

Distempers – were made of whiting (lime whiting - limewash with added tallow) mixed with size which was allowed to become jellylike before application. Although more durable this coating was easily removed and used for interior decoration. Prior to redecoration the distempers would typically be fully removed before new coats were applied. The addition of oil with an emulsifier such as borax (sodium borate) created a more durable and often washable distemper depending on its formulation, which can be considered a predecessor of modern resin based emulsions. It became popular as an interior paint in the early 19th century when a number of manufacturers began to produce it commercially, and it remained in common use until after the Second World War when it was finally superseded by vinyl and acrylic emulsion paints.

White Lead Based Paints – Lead carbonate (white lead) was extensively used as the basis for white and light coloured paint coatings. Being either mixed with Whiting or Linseed oil it was a more durable coating than distempers and was able to provide good coverage and opacity.

Red Lead Based Paints – Lead tetroxide (red lead) paints were also extensively used for darker colours where they offered good opacity and the ability to carry darker pigments well. Typically mixed with oils including linseed, they were used on metalwork and joinery. Also often used as a primer coat on metalwork.

Iron Oxides – Red iron oxide was also seen in the period as a good protective coating for ironwork over lead based paints as they did not set up any perceived galvanic action as was believed to occur between lead paints and iron surfaces. Often cheaper than lead tetroxide due to it being extracted and processed in the UK it was very popular for metalwork and joinery.

Zinc oxides – these were being introduced in the 1870’s as a replacement for the more injurious white lead bases as they provided a good level of whiteness and were comparable in cost. They were however, considered not to combine so well with oils and were not favoured by many decorators.

Lithopones (Barium Sulphide) – these were introduced at the turn of the twentieth century as alternative to white lead due to its good covering properties however it was only used internally as it is not durable externally as it darkens and rapidly chalks away.

Varnishes – these were a solution of resin in either oil, turpentine or alcohol. The oil dries, the alcohol evaporates leaving a solid transparent film of resin over the surface varnished.

Lead based paints were known to be injurious to health. However, their use was extensive until alternative materials such as zinc oxides could offer the same workability and coverage to that of the traditional lead paints. Even after this time the lead paints were preferred by traditional decorators.

In addition to the paint coatings, wall papers were also extensively used at this time. These were typically pre-finished with a raised pattern.

The investigations took a total of 27 samples of paint from the building. These have been analysed to identify the nature and colours of the original and subsequent paint layers that have been applied.

6.0 Summary of Findings

General:

The building was originally constructed in 1862 and has undergone a number of alterations since that time.

Paint samples have been taken that best detail the different paint layers that have been applied to the building features and where possible these show the most original / earliest paint coatings that were applied.

It should be noted that many of the sample areas noted that walls and ceilings had been replastered with a modern pink gypsum plaster. This was either as an additional skim over the wall / ceiling or replaced an earlier plaster finish in its entirety. The building was originally constructed with lime plaster finishes and any use of pink gypsum was likely to be after WW2.

Room A (Second Floor)

The wall areas have been refinished in gypsum plaster over the original paint and plaster finishes. The walls were originally decorated in a light green oil paint based on white lead (lead carbonate). This colour was repeated on five further occasions before the introduction of salmon and red tones and then returning back to the green schemes for a further four occasions before the introduction of lighter off white and white colours.

The ceilings have also been replastered however some earlier white decorative schemes were found under the plaster skim. These indicated that the ceilings had been decorated on nine separate occasions in a white colour scheme. However, the very earliest paint layers were not present.

The joinery within the room was originally decorated as a wood grain finish. This was achieved by using a stone coloured oil paint made of lead carbonate which was overcoated with a dark tinted varnish. This would have produced a mid to dark graining effect. The graining was replicated of five further occasions before being decorated on up to eight occasions with a modern Titanium white gloss paint.

The window reveals within the room were likely to have originally been varnished as there is no evidence of graining schemes. These were also redecorated probably after WW2 with a modern Titanium white gloss paint system. Seven separate white paint schemes are present.

Corridor (Second floor)

The paint sample taken of skirting within the corridor indicated a similar paint history to the joinery within room A with the use of a timber graining scheme being used on seven separate occasions before the change to Titanium white paints.

Dome Room (Second Floor)

The domed ceiling although painted in two different colours today originally had a monochrome decorative paint scheme of whites and off-whites. The use of colour is a relatively recent change within the room with the inner panels being picked out in a contrasting blue colour on only three separate occasions.

The walls were originally decorated in a light green oil paint and similar green tones were used on a further eight further occasions before changing to light blue and stone coloured schemes before Titanium whites and then a return to the earlier blue paint colours.

The down stand beams and the ring around the base of the dome were originally decorated in light green which was similar to the wall colours rather than the ceiling. These greens were used three occasions before changing to light stone and white tones.

The doors within the room were originally decorated in varnish and two separate applications are visible in the sample. However, there have been overcoated with modern Titanium white colours on eight separate occasions changing the appearance of the doors.

Room C (Second floor)

The wall and ceiling areas of this room have been fairly extensively refurbished in the past and only the window provided any evidence of the original paint schemes. This shows a similar timber graining scheme as was evident to the adjacent rooms. The graining was replicated on a further three occasions before changing to modern Titanium white paint systems.

The skirtings in this room area are also later replacement items where only two decorative paint layers being evident.

Room D (Third floor)

The plaster finishes within this room area have also been reapplied and only the window joinery showing evidence of original decorative paintwork. Here the windows had been decorated originally with a timber graining scheme which had been replicated on three further occasions before the colours changed to more modern off-white and Titanium whites.

The window reveals, similar to other rooms, areas appear to have been originally varnished rather than grained. These coatings were then redecorated with modern Titanium white paint coatings on six occasions.

The skirtings within the room area are modern and only have evidence of four separate modern paint coatings.

Stair Balusters

The stair balusters are made of cast iron.

They were originally decorated in a mid-brown oil paint containing lead carbonate. They were redecorated on a further two occasions in a similar scheme before changing to a single green paint scheme. Following this the balusters were decorated in a thick bronze paint containing bronze particles. Following the bronze scheme the balusters were decorated on five separate occasions in a Titanium white (after WW2) then a yellow, salmon and the current blue gloss paint.

The handrail is constructed of timber and was originally varnished. A sample taken from the underside of the handrail shows that it was originally varnished in with the handrail and only the most recent blue paint application has then decorated the underside of the handrail.

Rear Doors

The rear doors are modern and the paint samples indicate only the most recent dark blue test panel and the Titanium white decorations beneath.

Front Doors (Mosley Street)

The doors currently are painted in a mid-blue alkyd paint. However, there are only eight separate modern paint / varnish layers noted within the samples.

The doors have been extensively refurbished which has removed the earlier decorative coatings. The roundels fitted on the door are made of cast resin and are not the original ironwork items are were probably fitted at the time of refurbishment.

The timberwork of the doors was originally sealed or varnished and there is some evidence of previous paint coatings that have been extensively removed and new blue paint schemes applied. None of the earlier paint coatings have been retained as part of the door refurbishment.

The doors have been decorated recently in three separate mid-blue paint schemes.

Side Doors

Similarly, the side doors have been extensively refurbished with the removal of earlier paint and varnish coatings.

Only eight separate paint coatings are visible in the samples. These are all modern (post WW2) paint systems that show that there has been three separate blue decorative schemes. The earliest of these was a dark blue whereas the later schemes have been in a mid-blue.

Appendix A – Sample Analysis Sheets

Sample Ref: 01	Location: 38 to 42 Mosley Street
Paint sample removed from: Location: 01 – Second Floor (Room A) Ceiling. A total of 9 separate paint layers were found.	
Sectional Photographs	**Description**
	X50 Magnification – Single coating of modern Titanium white over modern gypsum plaster. Plaster approx. 3mm thick with some traces of earlier paint coatings beneath.
	X100 Magnification - Earlier paint layers. 2No white paint schemes. 2No very light grey paint schemes. 1No white scheme. 3No off white schemes No early paint layers. Note: Very earliest paint layers are not visible – ceiling has been re-skimmed with gypsum plaster.
Lead Test	
Early schemes tested for lead Yes – no evidence of lead based paints.	

Sample Ref: 02	Location: 38 to 42 Mosley Street
Paint sample removed from: Location: 02 – Second Floor (Room A) Wall. A total of 21 separate paint layers were found.	
Sectional Photographs	**Description**
	X50 Magnification – Single modern Titanium white paint coating over plaster (2No coatings are present but assumed part of the same scheme. Plaster is modern gypsum plaster. Plaster was removed locally to reveal earlier layers/
	X50 Magnification - Earlier paint layers. 2No white paint coatings. Stone over off-white. 2No stone paint schemes. Light, mid and dark green schemes. Light green paint scheme Red paint scheme. Green 2No salmon paint schemes. 6No green schemes.
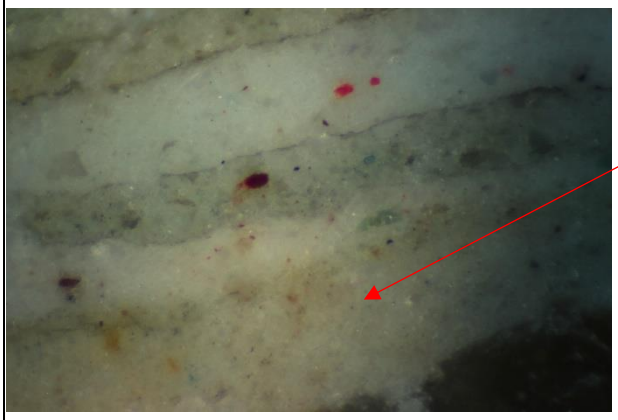	Earliest paint scheme – green oil paint based on lead carbonate.

Lead Test	
Early schemes tested for lead (black areas indicate lead paints) Yes – evidence of white lead present.	

Sample Ref: 03	Location: 38 to 42 Mosley Street
Paint sample removed from: Location: 03 – Second Floor (Room A), Skirting. A total of 28 separate paint / varnish layers were found.	
Sectional Photographs	**Description**
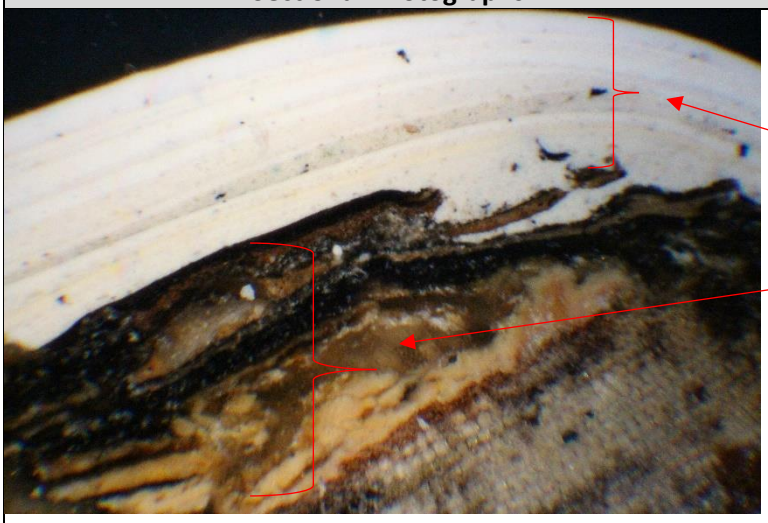	X100 Magnification – 8No separate modern Titanium white paint schemes with white undercoats. 6No earlier paint graining schemes.
	X400 Magnification - Earliest paint layers. Earliest paint scheme – off-white paint with a dark tinted varnish over producing a grained wood finish.
Lead Test	
Early schemes tested for lead Yes – evidence of white lead present.	

Sample Ref: 04	Location: 38 to 42 Mosley Street
Paint sample removed from: Location: 04 – Second Floor (Room A), Window. A total of 10 separate paint layers were found.	
Sectional Photographs	**Description**
	X50 Magnification – 5No Titanium white decorative schemes over white undercoats. No earlier layers present.
	X400 Magnification - Earliest paint layers. Earliest paint scheme – modern Titanium white scheme. Note: earliest layers missing in samples, possible fully abraded prior to white decorative schemes.
Lead Test	
Early schemes tested for lead Yes – No evidence of white and red lead present.	

Sample Ref: 05	Location: 38 to 42 Mosley Street
Paint sample removed from: Location: 05 – Second Floor (Room A), Reveal Panel. A total of 15 separate paint / varnish layers were found.	
Sectional Photographs	**Description**
	X50 Magnification – Current visible paint scheme. 7No separate Titanium white decorative schemes over white undercoats. Detached earlier paint fragments (see below).
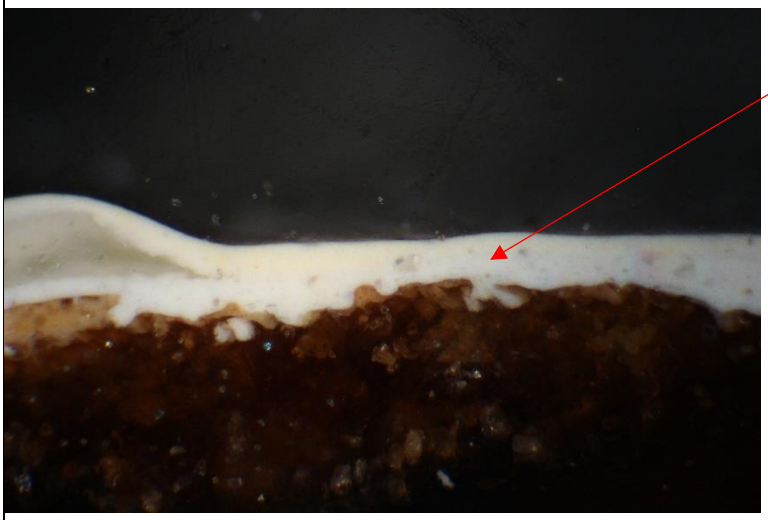	X100 Magnification - Earliest paint layers. Off white decorative scheme over white undercoat with evidence of earlier varnish scheme over timberwork.
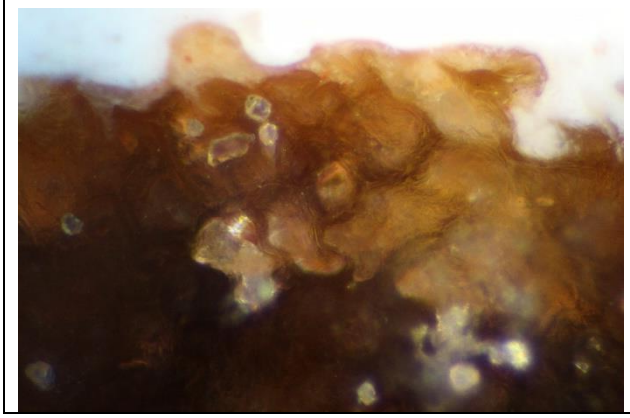	X400 Magnification Earliest decorative scheme – tinted varnish over woodwork. (no evidence of graining).

Lead Test	
Early schemes tested for lead Yes – no evidence of white and red lead.	

Sample Ref: 06	Location: 38 to 42 Mosley Street
Paint sample removed from: Location: 06 – Second Floor (Corridor), Skirting. A total of 27 separate paint / varnish layers were found.	
Sectional Photographs	**Description**
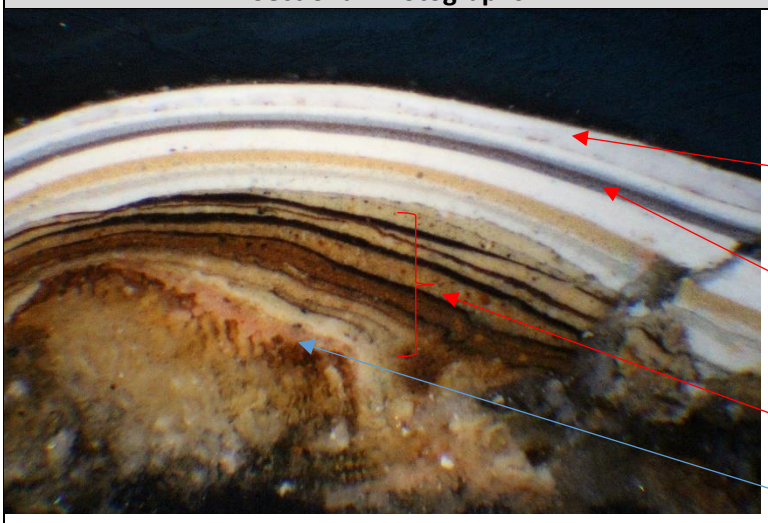	X50 Magnification – Current visible paint scheme Titanium white with white undercoat. White over grey undercoat. Single brown scheme White over white undercoat. 2No Stone colours over white undercoats. 7No graining schemes. 2No white undercoats. 1No pink primer.
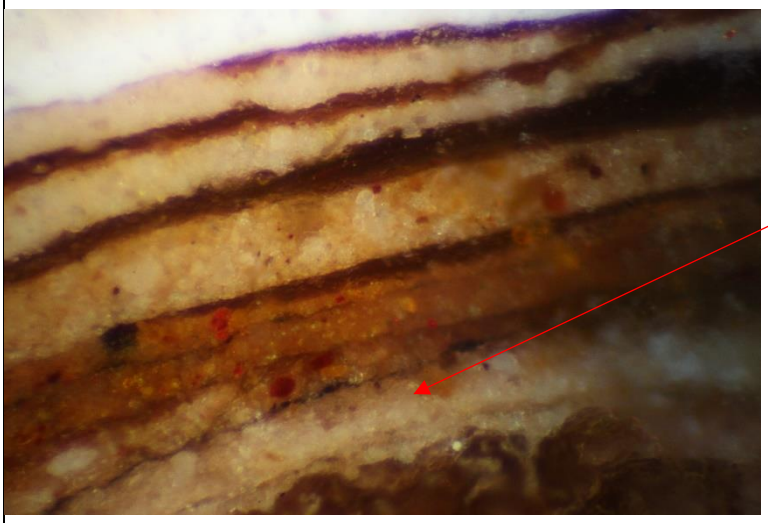	X400 Magnification - Earliest paint layers. Earliest paint scheme – off-white scheme with tinted varnish giving a wood graining.
Lead Test	
Early schemes tested for lead Yes – evidence of white lead present.	

Sample Ref: 07	Location: 38 to 42 Mosley Street
Paint sample removed from: Location: 07 – Second Floor (Room B, Dome Room), Down stand Beams. A total of 26 separate paint layers were found.	
Sectional Photographs	**Description**
	X50 Magnification – Current visible paint layer. Light blue scheme. Light grey scheme. 6No white decorative schemes. Light stone paint scheme. Off-white paint scheme. Light stone paint scheme. 4No white paint schemes. 3No light green schemes. White primer.
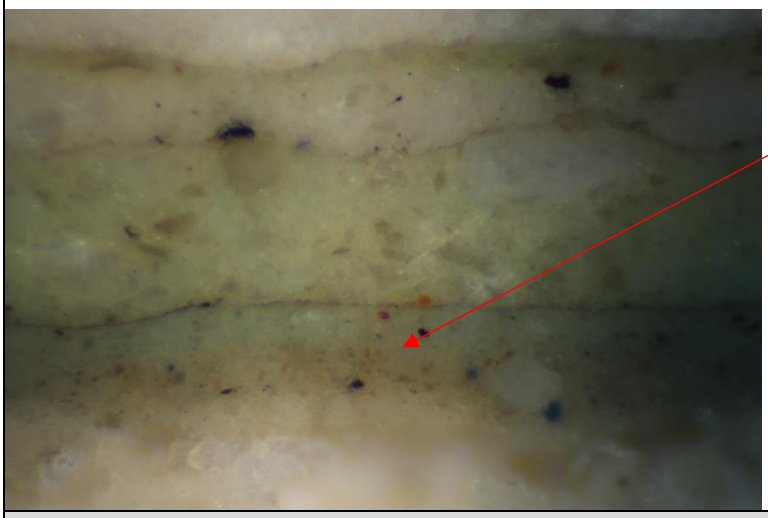	X400 Magnification - Earliest paint layers. Earliest paint scheme – light green oil paint based on lead carbonate.
Lead Test	
Early schemes tested for lead Yes – evidence of white lead present.	

Sample Ref: 08	Location: 38 to 42 Mosley Street
Paint sample removed from: Location: 08 – Second Floor (Room B – Dome Room), Door. A total of 18 separate paint layers were found.	
Sectional Photographs	**Description**
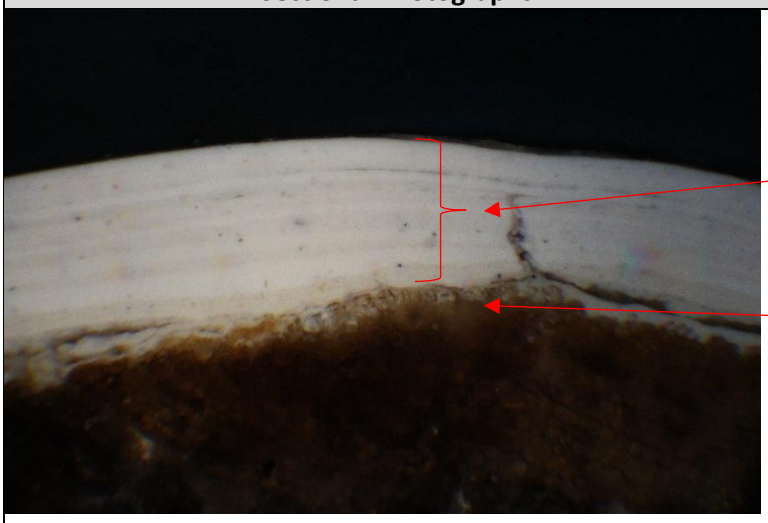	X50 Magnification – Current visible paint scheme. 8No separate Titanium white decorative schemes with white undercoats. Earlier evidence of varnish schemes.
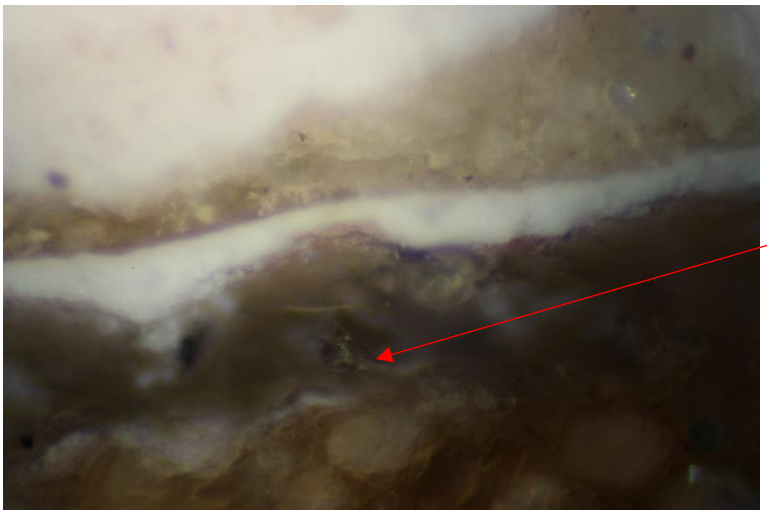	X400 Magnification - Earliest paint layers. Earliest paint scheme – evidence of 2No varnish schemes over timberwork.
Lead Test	
Early schemes tested for lead Yes – no evidence of white and red lead present.	

Sample Ref: 09	Location: 38 to 42 Mosley Street
Paint sample removed from: Location: 09 – Second Floor (Room B – Dome Room), white panel borders. A total of 16 separate paint layers were found.	
Sectional Photographs	**Description**
	X50 Magnification – Current visible paint scheme. 5No Titanium white decorative schemes. 4No light stone paint schemes. 4No off-white paint schemes. Light stone scheme 2No White decorative schemes.
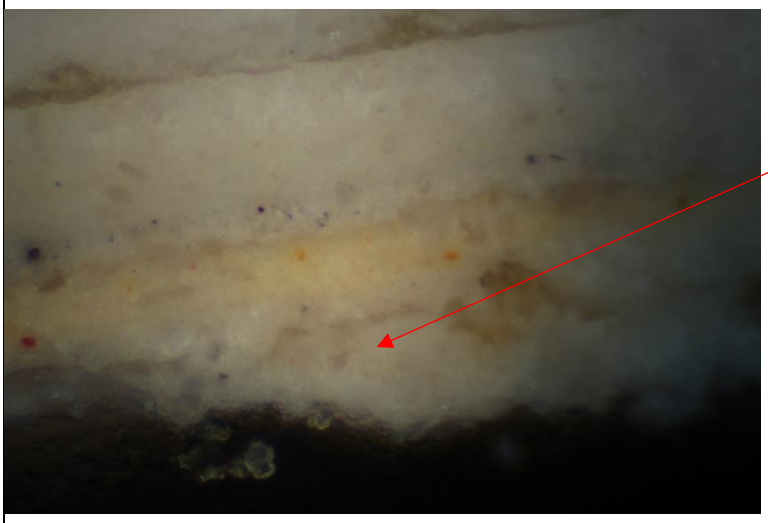	X400 Magnification - Earliest paint layers. Earliest paint scheme – white paint based on lead carbonate.
Lead Test	
Early schemes tested for lead Yes – evidence of white lead present.	

Sample Ref: 10	Location: 38 to 42 Mosley Street
Paint sample removed from: Location: 10 – Second Floor (Room B – Dome Room), blue infill panels. Note: Blue panel is decorated with a layer of woodchip wall paper (not included in the analysis). A total of 16 separate paint layers were found.	
Sectional Photographs	**Description**
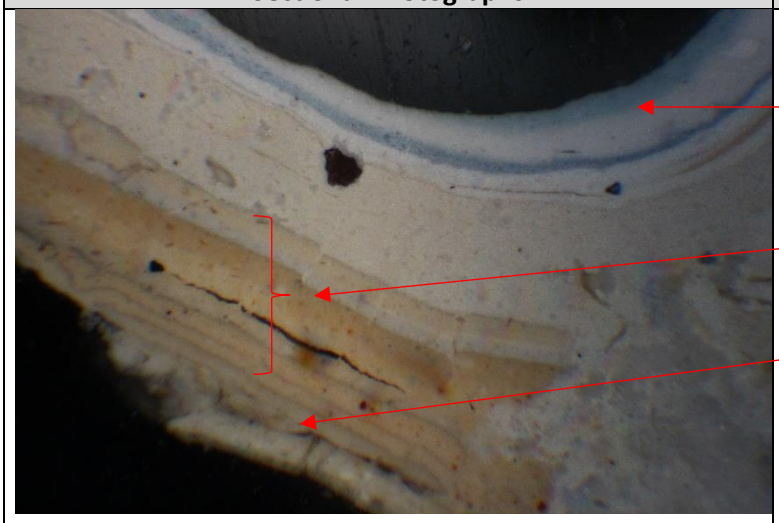	X50 Magnification – 2No Light blue decorative schemes over white schemes. 2No off-white schemes. 6No light stone decorative schemes. 3No white decorative schemes.
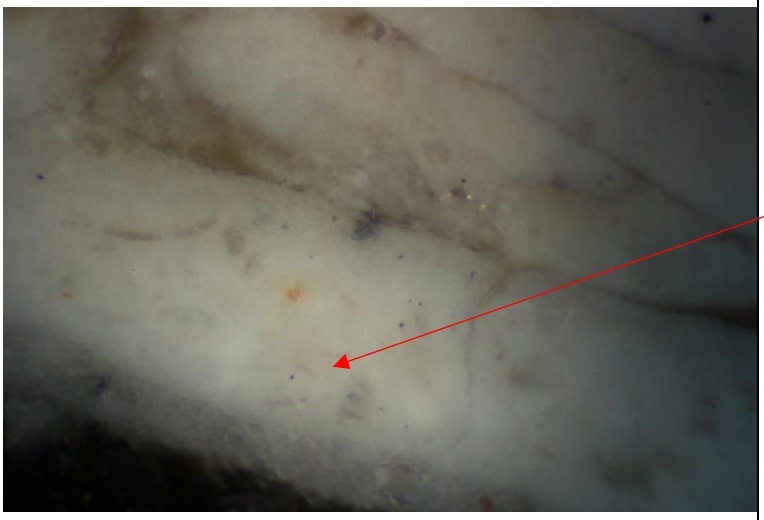	X400 Magnification - Earliest paint layers. Earliest paint scheme – white paint based on lead carbonate.
Lead Test	
Early schemes tested for lead Yes – evidence of white lead present.	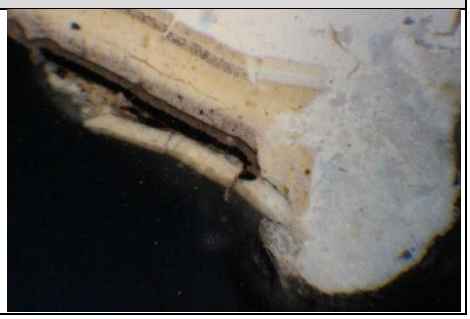

Sample Ref: 11	Location: 38 to 42 Mosley Street
Paint sample removed from: Location: 11 – Second Floor (Room B – Dome Room), base ring to dome. A total of 20 separate paint layers were found.	
Sectional Photographs	**Description**
	X50 Magnification – Current visible paint layer – Titanium white. Light blue decorative scheme. White decorative scheme Light grey paint scheme. 7No white paint schemes. 3No light stone paint schemes. 3No white paint schemes. 3No light green paint schemes. Plaster.
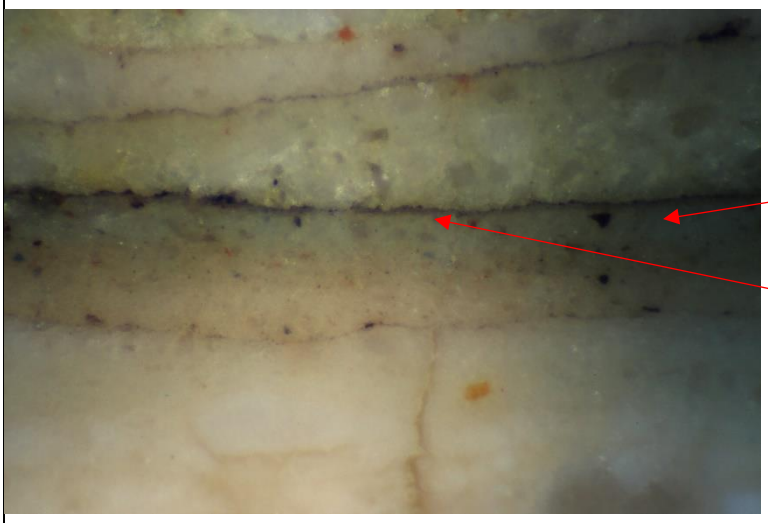	X400 Magnification - Earliest paint layers. Earliest paint scheme – light green paint based on lead carbonate. Dirt on surface of the paint.
Lead Test	
Early schemes tested for lead Yes – evidence of white lead present.	

Sample Ref: 12	Location: 38 to 42 Mosley Street
Paint sample removed from: Location: 12 – Second Floor (Room B – Dome Room), wall areas (painted blue). A total of 18 separate paint layers were found.	
Sectional Photographs	**Description**
	X50 Magnification – Current visible paint layer – light blue. White paint decorative scheme. Light blue paint scheme. White paint scheme. Light stone scheme. Stone coloured scheme. 2No light blue schemes. 9No light green paint schemes. White – primer layer.
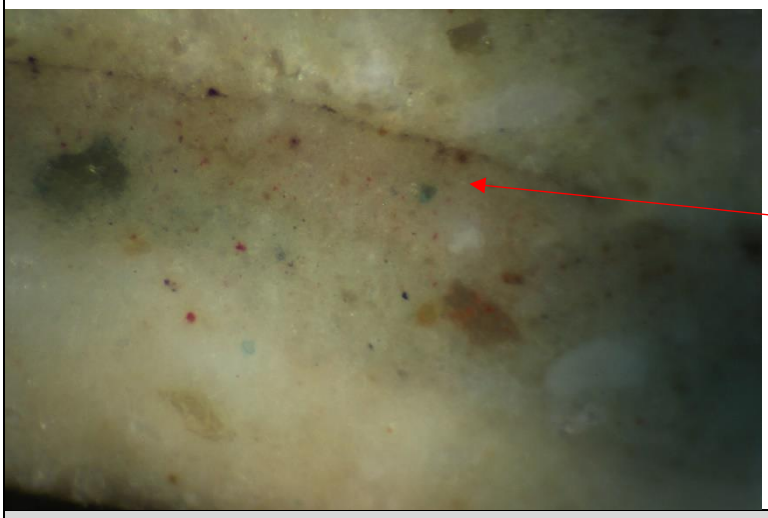	X400 Magnification - Earliest paint layers. Earliest paint scheme – light green paint based on lead carbonate.
Lead Test	
Early schemes tested for lead Yes – evidence of white lead present.	

Sample Ref: 13	Location: 38 to 42 Mosley Street
Paint sample removed from: Location: 13 – Second Floor (Room B – Dome Room), wall areas (painted white). A total of 4 separate paint layers were found.	
Sectional Photographs	**Description**
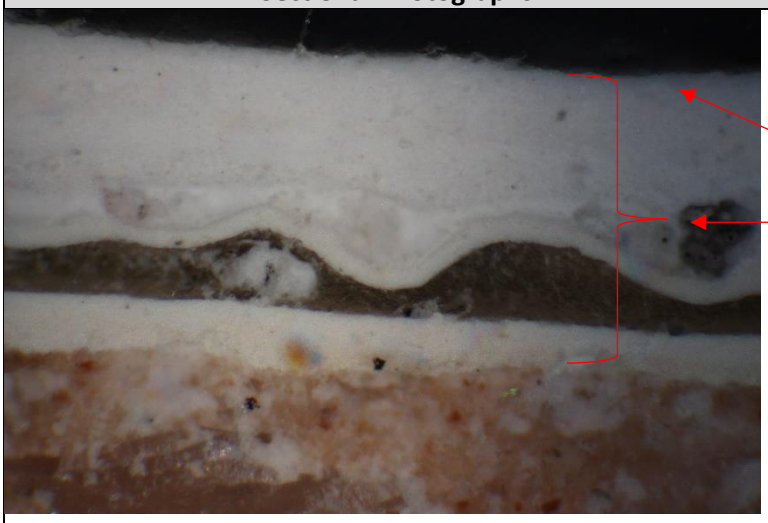	X50 Magnification – Current visible paint layer. 4No modern Titanium white paint layers. Modern gypsum plaster
	X400 Magnification - Earliest paint layers. Earliest paint layer – modern Titanium white. No earlier paint layers present.
Lead Test	
Early schemes tested for lead Yes – no evidence of white and red lead present.	

Sample Ref: 14	Location: 38 to 42 Mosley Street
Paint sample removed from: Location: 14 – Second Floor (Room C), ceiling. A total of 1 separate paint layers was found.	
Sectional Photographs	**Description**
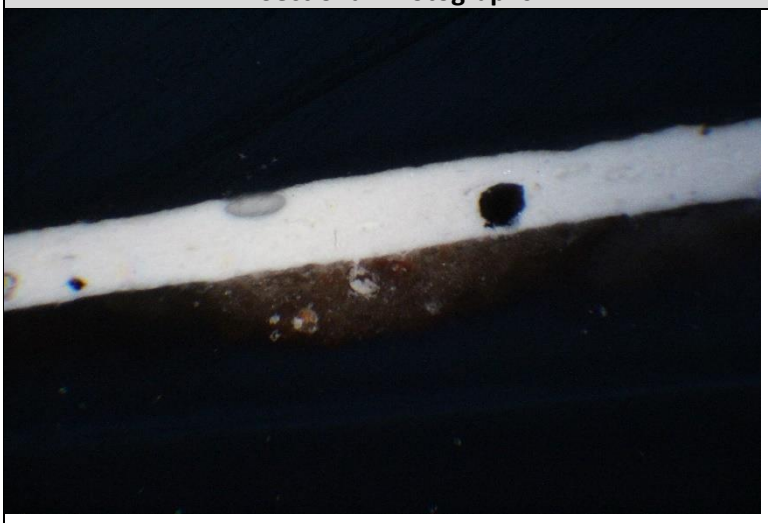	X50 Magnification – Current visible paint scheme. Titanium white over modern gypsum plaster.
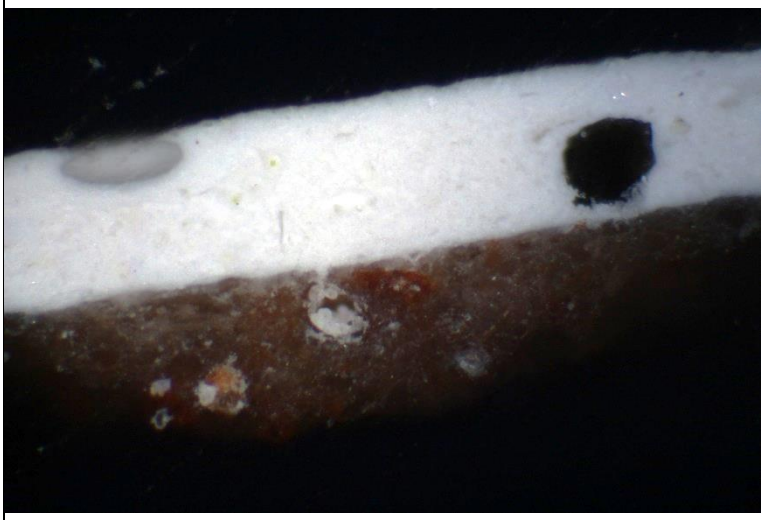	X100 Magnification - Earliest / only paint layer. Ceiling has been repaired – no historic paint layers present.
Lead Test	
Early schemes tested for lead Yes – no evidence of white and red lead present.	

Sample Ref: 15	Location: 38 to 42 Mosley Street
Paint sample removed from: Location: 15 – Second Floor (Room C), wall. A total of 3 separate paint layers were found.	
Sectional Photographs	**Description**
	X50 Magnification – Single modern Titanium white over modern gypsum plaster. Earlier layers below plaster Blue decorative scheme over earlier white scheme Plaster.
	X400 Magnification - Earliest paint layers. Earliest paint scheme – modern Titanium white. No further historic layers were present in the sample.
Lead Test	
Early schemes tested for lead Yes – no evidence of white and red lead present.	

Sample Ref: 16	Location: 38 to 42 Mosley Street
Paint sample removed from: Location: 16 – Second Floor (Room C), window. A total of 24 separate paint and varnish layers were found.	
Sectional Photographs	**Description**
	X50 Magnification – 7No Titanium white decorative paint layers with undercoats. 4No graining schemes. 2No white primer layers.
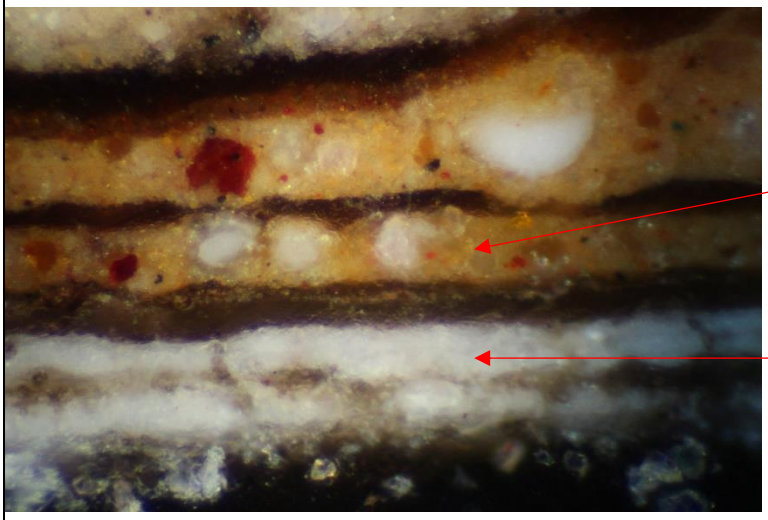	X400 Magnification - Earliest paint layers. Earliest paint scheme – stone coloured decorative paint with a tinted varnish producing a graining timber scheme. 2No white primer layers.
Lead Test	
Early schemes tested for lead Yes – no evidence of white and red lead present.	

Sample Ref: 17	Location: 38 to 42 Mosley Street
Paint sample removed from: Location: 17 – Second Floor (Room C), skirting. A total of 2 separate paint layers were found.	
Sectional Photographs	**Description**
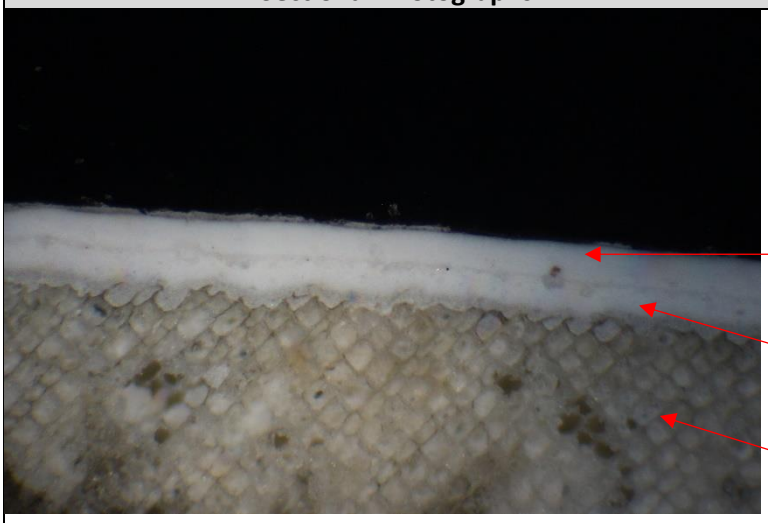	X50 Magnification – Only modern paint layers are present. Current decorative scheme – modern Titanium white alkyd paint. Titanium white primer / intermediate layer. Timber skirting – modern.
	X400 Magnification - Earliest paint layers. Earliest paint scheme – Titanium white alkyd paint over white primer / intermediate layer.
Lead Test	
Early schemes tested for lead Yes – no evidence of white and red lead present.	

Sample Ref: 18	Location: 38 to 42 Mosley Street
Paint sample removed from: Location: 18 – Second Floor (Room C), window reveal. A total of 14 separate paint layers were found.	
Sectional Photographs	**Description**
	X50 Magnification – Current visible paint scheme. 7No Titanium white decorative coats with white undercoats. (No evidence of varnish layers).
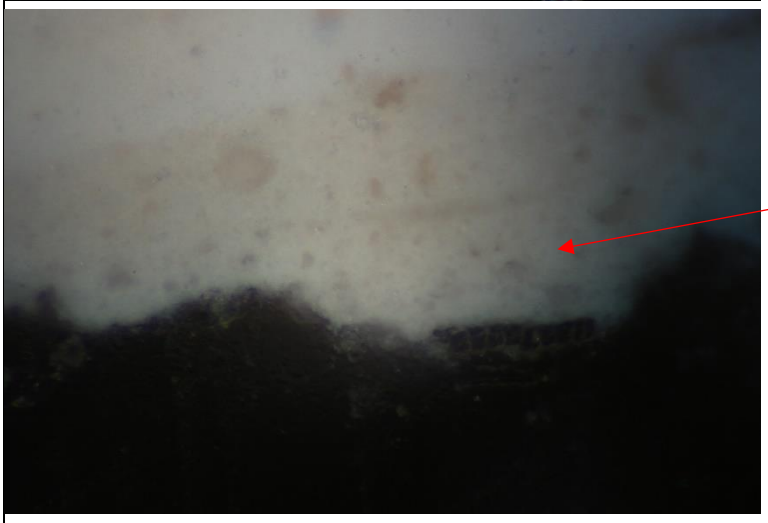	X400 Magnification - Earliest paint layers. Earliest paint scheme – modern Titanium white paints. No historic paint layers.
Lead Test	
Early schemes tested for lead Yes – no evidence of white and red lead present.	

Sample Ref: 19	Location: 38 to 42 Mosley Street
Paint sample removed from: Location: 19 – Third Floor (Room D), window. A total of 26 separate paint / varnish layers were found.	
Sectional Photographs	**Description**
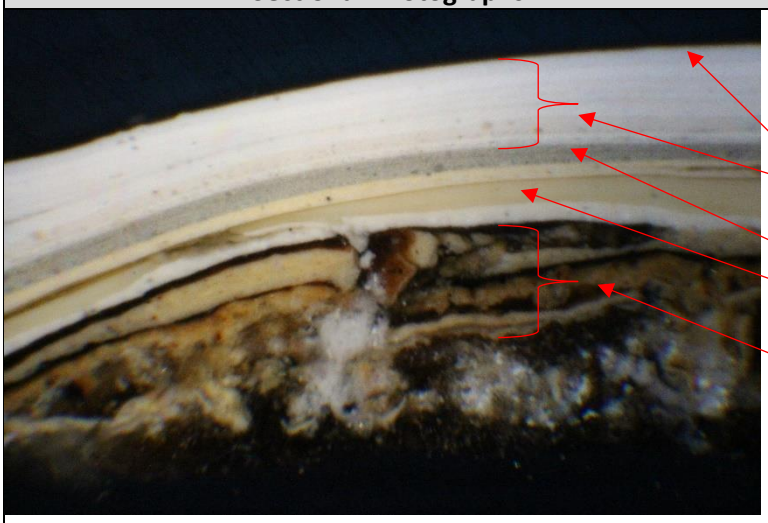	X50 Magnification – Current visible paint scheme. 7No Titanium white decorate paint schemes with white undercoats. 2No light grey paint layers. 2No stone coloured schemes over white undercoat. 4No graining schemes.
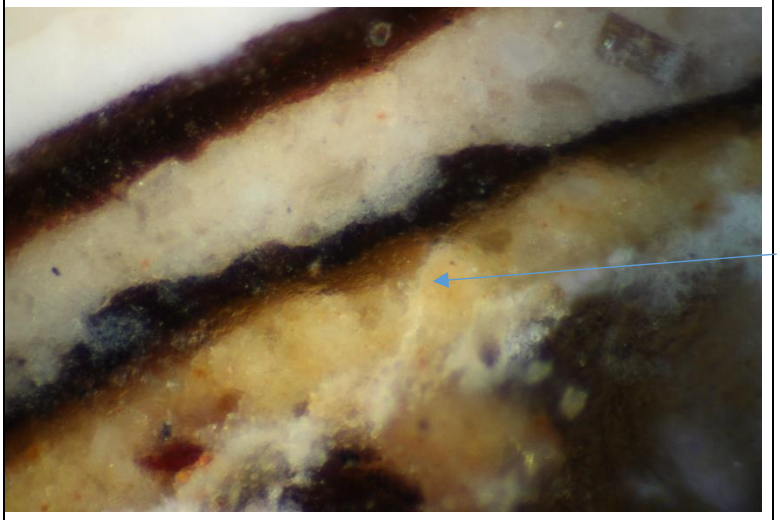	X400 Magnification - Earliest paint layers. Earliest paint scheme – stone coloured paint layer based on lead carbonate with varnish over producing a timber graining scheme.
Lead Test	
Early schemes tested for lead Yes – evidence of white lead present in earlier graining schemes.	

Sample Ref: 20	Location: 38 to 42 Mosley Street
Paint sample removed from: Location: 20 – Third Floor (Room D), window reveal. A total of 12 separate paint layers were found.	
Sectional Photographs	**Description**
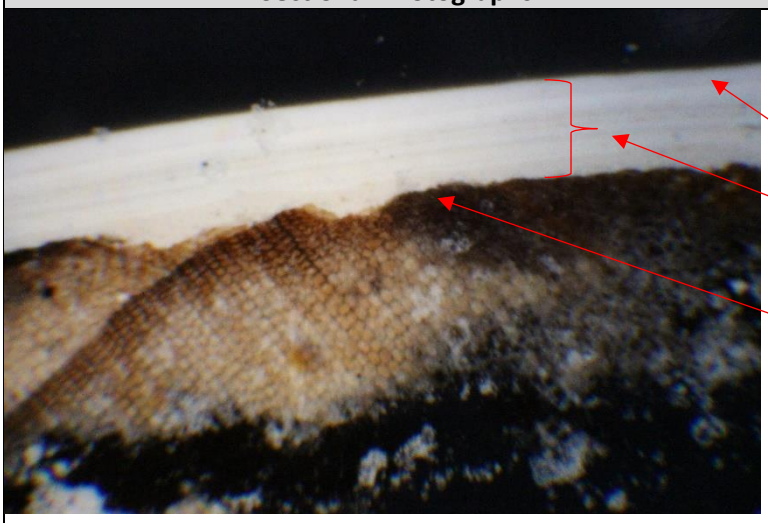	X50 Magnification – Current visible decorate scheme. 6No Titanium white decorative paint layers with undercoats. Timber which has been abraded back for decorations.
	X400 Magnification - Earliest paint layers. Earliest paint scheme – modern Titanium white applied to timberwork. No historic paint layers present.
Lead Test	
Early schemes tested for lead Yes – no evidence of white and red lead present.	

Sample Ref: 21	Location: 38 to 42 Mosley Street
Paint sample removed from: Location: 21 – Third Floor (Room D), skirting. A total of 4 separate paint layers were found.	
Sectional Photographs	**Description**
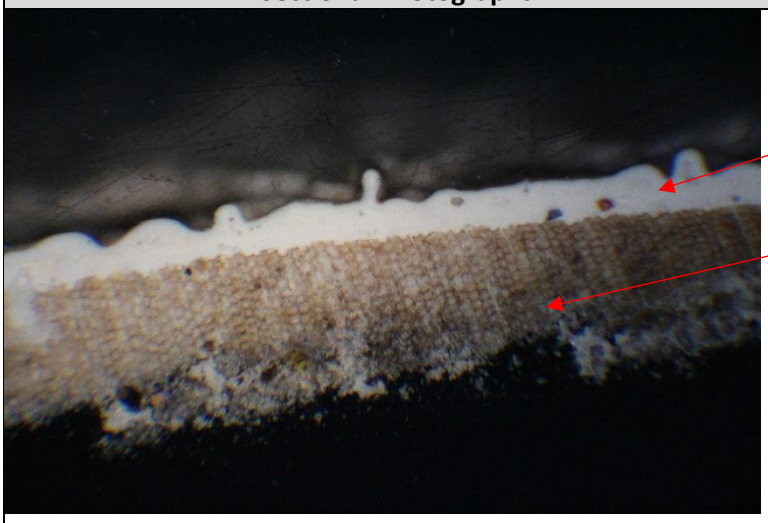	X50 Magnification – 2No modern Titanium white paint schemes with undercoats. Timber skirting.
	X400 Magnification - Earliest paint layers. Earliest paint layers – modern Titanium whites. No historic paint layers present. Paint and aggregate particles caught up in primer layer.
Lead Test	
Early schemes tested for lead Yes – no evidence of white and red lead present.	

Sample Ref: 22	Location: 38 to 42 Mosley Street
Paint sample removed from: Location: 22 – Third Floor (Room D), wall. A total of 1 separate paint layers were found.	
Sectional Photographs	**Description**
	X50 Magnification – Single Titanium white paint layer on gypsum plaster. Gypsum plaster depth approx. 25mm.
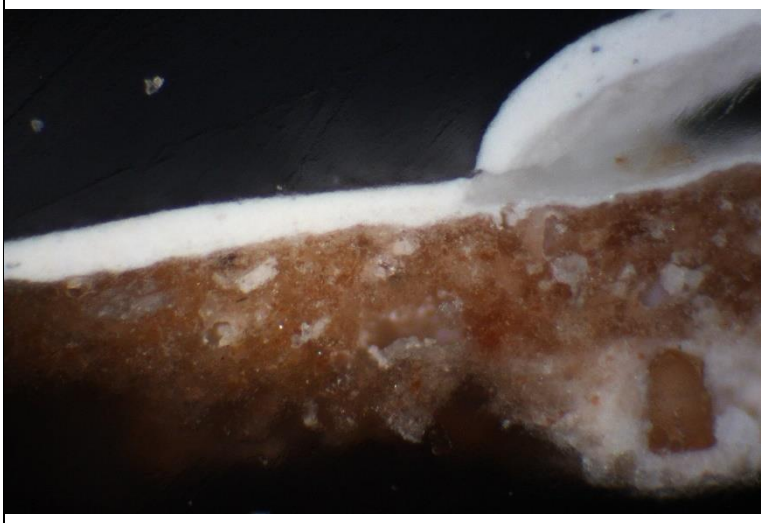	X100 Magnification - Earliest paint layers. Earliest paint scheme – modern Titanium white decorative scheme.
Lead Test	
Early schemes tested for lead Yes – no evidence of white and red lead present.	

Sample Ref: 23	Location: 38 to 42 Mosley Street
Paint sample removed from: Location: 23 – Ground floor (stairs), balusters. A total of 25 separate paint layers were found.	
Sectional Photographs	**Description**
	X50 Magnification – Current visible paint layer. Blue alkyd paint over light blue undercoat. Grey with grey undercoat. Salmon paint layer. Yellow paint layer. 5No white decorative schemes with undercoats. Thick bronze paint coating. Green decorative paint layer. 3No brown paint schemes. Pink primer layer.
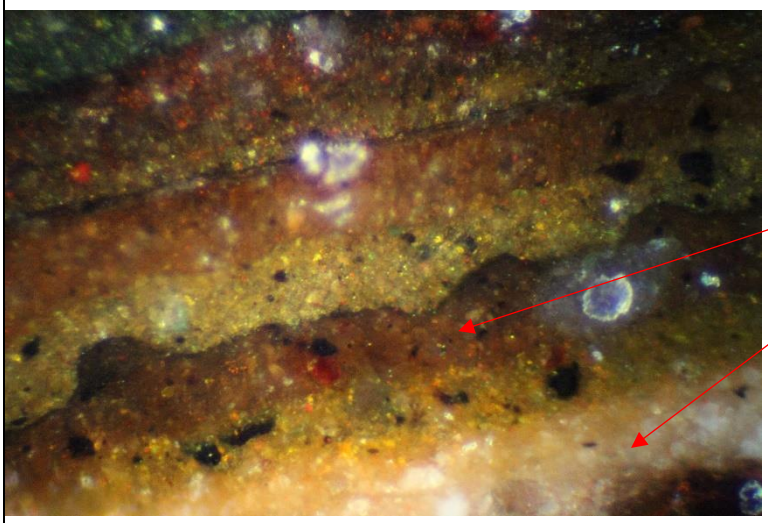	X400 Magnification - Earliest paint layers. Earliest paint scheme – brown oil paint over light brown undercoat. Primer layer.
Lead Test	
Early schemes tested for lead Yes – evidence of white and red lead present.	

Sample Ref: 24	Location: 38 to 42 Mosley Street
Paint sample removed from: Location: 24 – Ground floor (stairs), underside of handrail. A total of 1 separate paint layers over existing varnish layers were found.	
Sectional Photographs	**Description**
	X50 Magnification – Single layer of blue alkyd paint (the most recent paint application applied to the stair balusters). Evidence of varnish coatings to timber.
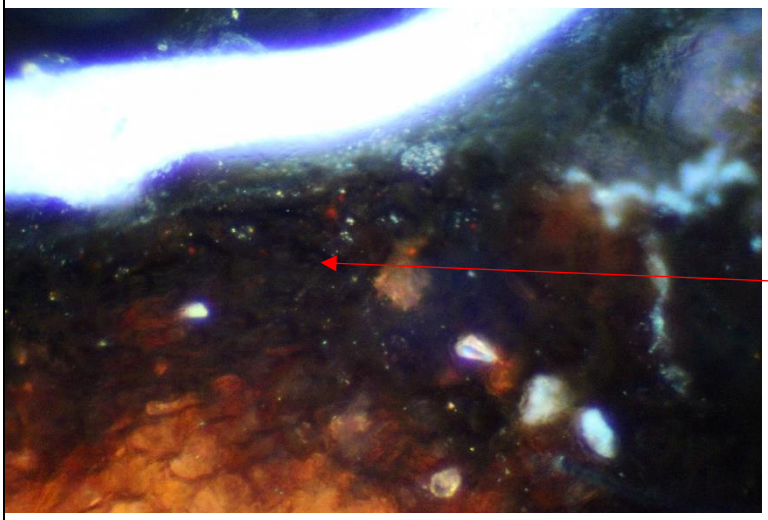	X400 Magnification - Earliest paint layers. Earliest paint scheme – varnish layers to underside of the handrail.
Lead Test	
Early schemes tested for lead Yes – no evidence of white and red lead present.	

Sample Ref: 25	Location: 38 to 42 Mosley Street
Paint sample removed from: Location: 25 – Doors to rear. A total of 3 separate paint layers were found.	
Sectional Photographs	**Description**
	X50 Magnification – Current visible paint layer. Only 3No modern paint layers are visible – door is a modern addition to the building. Single blue alkyd paint layer. Titanium white decorative paint layer with white undercoat.
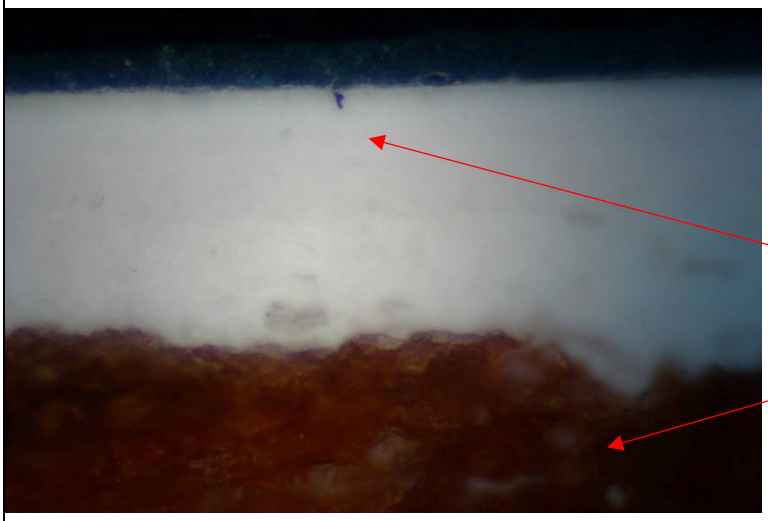	X400 Magnification - Earliest paint layers. Earliest paint scheme – Titanium white alkyd paint with white undercoat. Timber door.
Lead Test	
Early schemes tested for lead Yes – no evidence of white and red lead present.	

Sample Ref: 26	Location: 38 to 42 Mosley Street
Paint sample removed from: Location: 26 – Doors to Mosley Street. A total of 8 separate paint layers were found.	
Sectional Photographs	**Description**
	X50 Magnification – Current visible paint scheme. Blue alkyd paint over blue undercoat. Blue paint scheme over grey undercoat. Blue paint scheme over grey undercoat. Trace of earlier paint coatings. Trace stain to surface of timber.
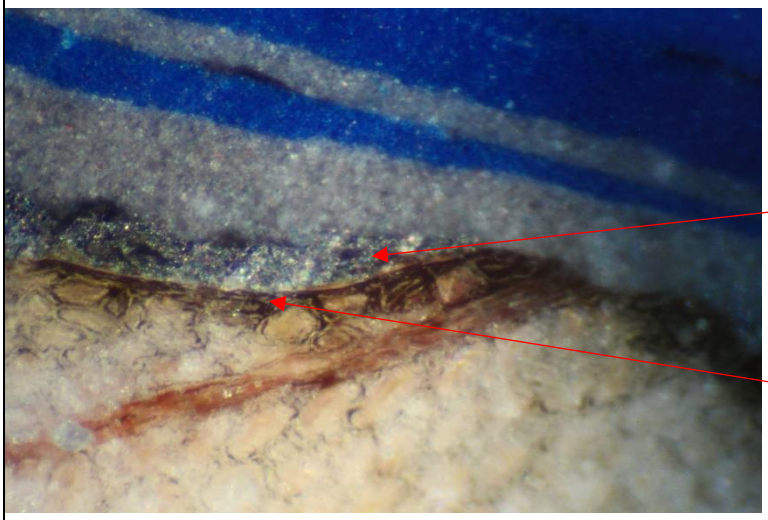	X400 Magnification - Earliest paint layers. Blue decorative scheme is modern. Some evidence of earlier paint schemes is present in the hollows of the timber. (Possible aluminium primer). Earliest paint scheme – varnish / stain to timber face.
Lead Test	
Early schemes tested for lead Yes – no evidence of white and red lead present.	

Sample Ref: 27	Location: 38 to 42 Mosley Street
Paint sample removed from: Location: 27 – Side Doors. A total of 8 separate paint layers were found.	
Sectional Photographs	**Description**
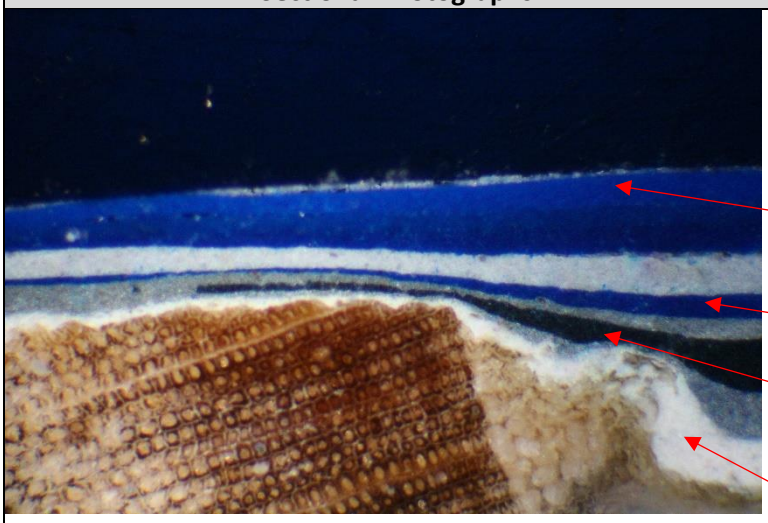	X100 Magnification – Current visible paint layer. Blue alkyd paint over blue undercoat. Single white (primer). Blue paint layer over grey undercoat. Dark blue decorative paint layer over grey undercoat. White primer layer.
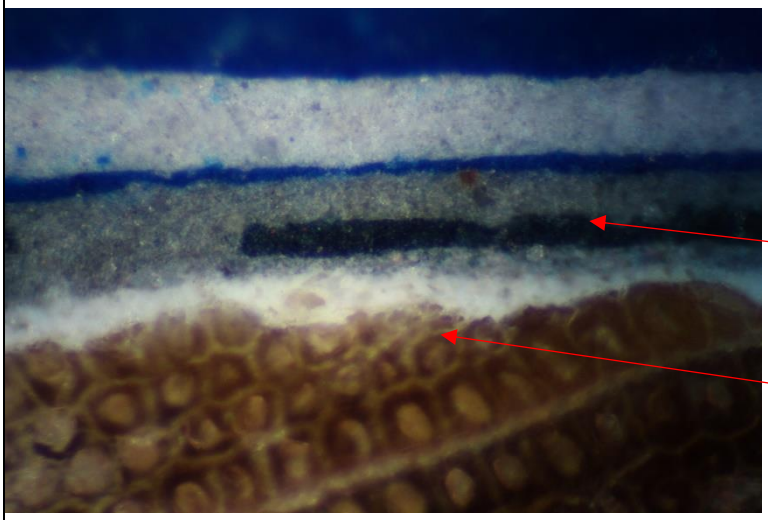	X400 Magnification - Earliest paint layers. Earliest paint scheme – dark blue decorative scheme over grey undercoat and white primer layers. Timberwork has been heavily abraded for modern paint coatings.
Lead Test	
Early schemes tested for lead Yes – no evidence of white and red lead present.	