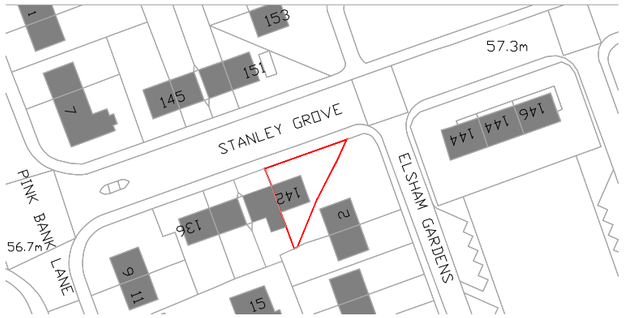

Location Plan
Scale 1:1250@A3

SCALE BAR 1:500

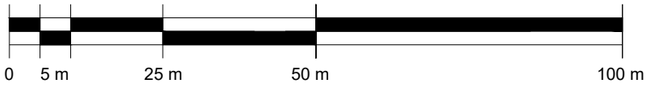

SCALE BAR 1:1250



SCALE BAR 1:200

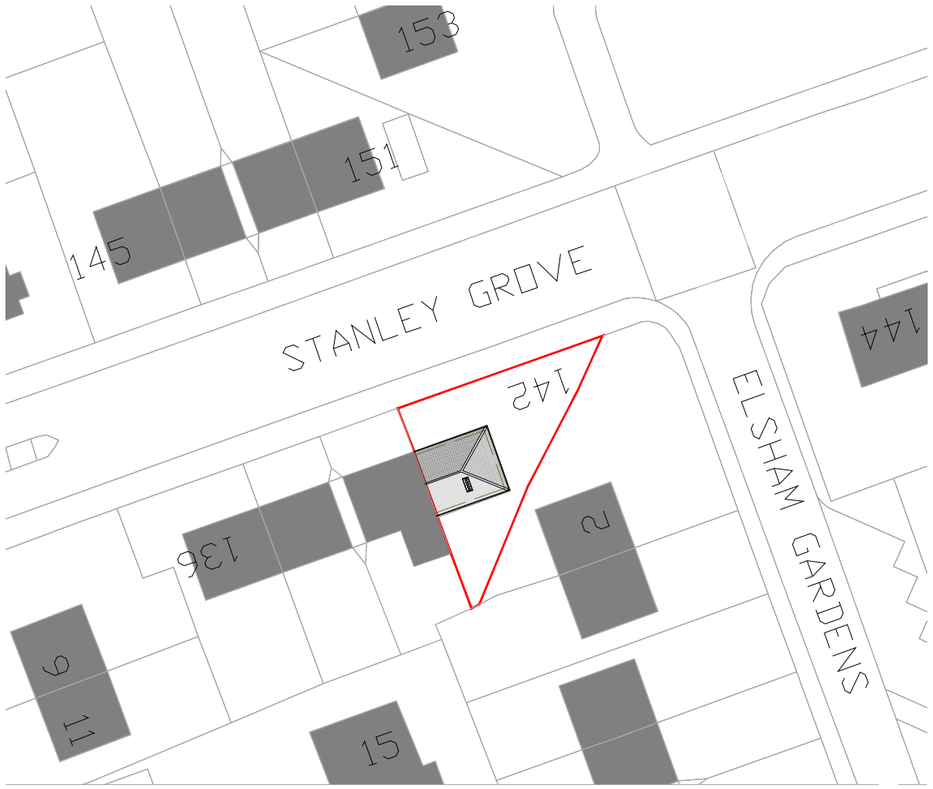

Existing Site Plan
Scale 1:500@A3

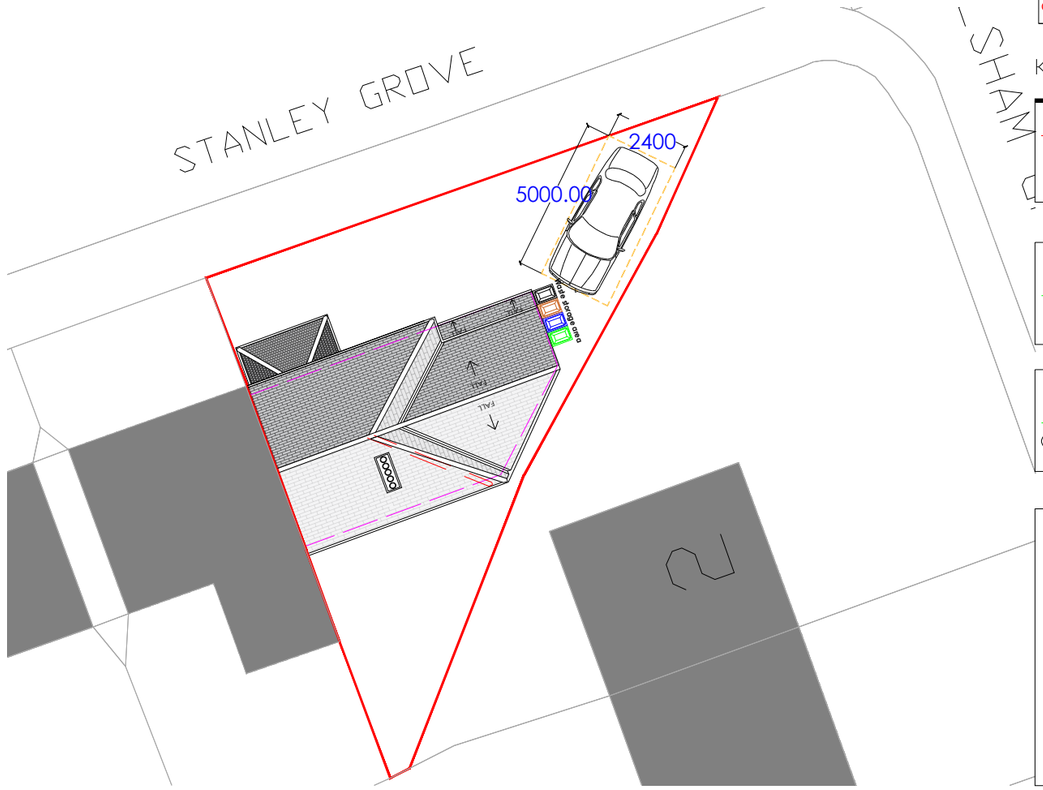

Proposed Site Plan
Scale 1:200@A3

GENERAL NOTES

1. The contractor must check the site and the approved drawings before commencing the works and must take any working measurements as necessary and any discrepancy must be reported to the client.

2. Work shall comply with any current relevant BS/codes of practices and confirm to the Building Regulations including the latest amendment. The contractor is responsible for setting out the works.

PROJECT ADDRESS

142 Stanley Grove
Manchester
M18 7DH

PROJECT

Double storey side extension
New front porch

REVISION	DATE
a. Reduction extension projection	05/12/2022
b. Front first floor projection Reduction by 660mm	31/01/2023
c. Extension roof lowered	31/01/2023
d. Side windows obscured	31/01/2023

KEY

Boundary

Drawing No.	Scale
PP145(1)22	1:1250 @ A3 1:500 @A3

Drawn by	Date
at	16.09.22

AT A. Design

Address:
12 Hastings Gardens
Stockport
SK5 8BF

T. 07830039347
E. ata_design@hotmail.com