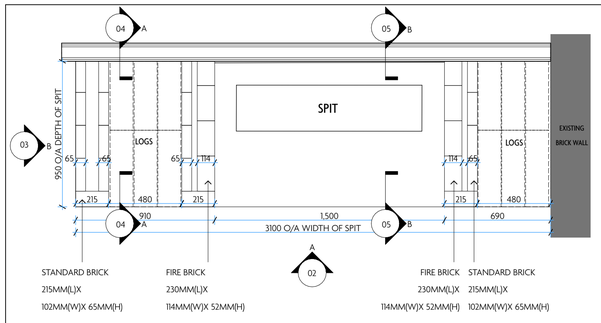

01 SPIT - PLAN
1:20 @ A1

RECLAIMED CAST IRON FIRE BACKS:

RECLAIMED OLD FRENCH CAST IRON FIRE BACK
TYPE A
PRODUCT CODE: 20452
APPROX. DIMENSIONS:
(W) 645MMX (D) 20MMX (H) 765MM
SUPPLIER: ENGLISH SALVAGE

RECLAIMED CAST IRON FIRE BACK
TYPE B
PRODUCT CODE: 2959
APPROX. DIMENSIONS:
(W) 405MMX (D) 20MMX (H) 975MM
SUPPLIER: RETROUVIUS

RECLAIMED CAST IRON FIRE BACK
TYPE C
PRODUCT CODE: 2959
APPROX. DIMENSIONS:
(W) 410MMX (D) 30MMX (H) 975MM
SUPPLIER: RETROUVIUS

RECLAIMED CAST IRON FIRE BACK
TYPE D
PRODUCT CODE: 2959
APPROX. DIMENSIONS:
(W) 925MMX (D) 10MMX (H) 225MM
SUPPLIER: RETROUVIUS

RECLAIMED CAST IRON FIRE BACK
TYPE E
PRODUCT CODE: 2959
APPROX. DIMENSIONS:
(W) 380MMX (D) 20MMX (H) 980MM
SUPPLIER: RETROUVIUS

RECLAIMED CAST IRON FIRE BACK
TYPE F
PRODUCT CODE: 2959
APPROX. DIMENSIONS:
(W) 840MMX (D) 20MMX (H) 240MM
SUPPLIER: RETROUVIUS

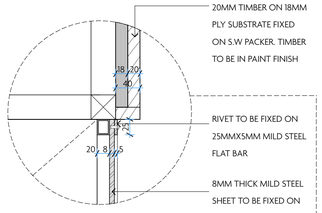

REFERENCE IMAGE OF CANOPY DETAIL

D DETAIL D - CANOPY CLADDING DETAIL
1:5 @ A1

GENERAL NOTES:

DO NOT SCALE: ALL DIMENSIONS MUST BE CHECKED AND VERIFIED ON SITE.

ALL DIMENSIONS ARE IN MILLIMETRES UNLESS NOTED OTHERWISE.

THE CONTRACTOR SHALL TAKE THEIR OWN DIMENSIONS AND SHALL BE RESPONSIBLE FOR THE ACCURATE ADJUSTMENT OF ANY FITTING TOGETHER OF VARIOUS PARTS.

ALL WORKS TO BE CARRIED OUT IN ACCORDANCE WITH THE CURRENT BRITISH STANDARDS, B.S. CODES OF PRACTICE AND BUILDING REGULATIONS.

CONSTRUCTION DRAWINGS TO BE SUPPLIED WITH SAMPLES OF ALL FINISHES AND MATERIALS, TO BE APPROVED BY MACAULAY SINCLAIR PRIOR TO FABRICATION/PROCUREMENT.

SITE SURVEY REQUIRED - ALL DIMENSIONS ARE INDICATIVE ONLY.

1 METER SAMPLE SECTION OF SEATING REQUIRED IN SIMILAR PROPOSED UPHOLSTERY FOR FINAL APPROVAL BY CLIENT AND MACAULAY SINCLAIR.

ALL FIXED SEATING TO BE BY SPECIALIST.

NOTES:

1. HIGH LEVEL PANELLING FORMED IN 75MM TIMBER ON 20MM PLY SUBSTRATE, TO BE FINISHED IN PAINT (SPEC TBC).
2. CANOPY FORMED IN 8MM MILD STEEL SHEET WITH DECORATIVE 25MM M/S FLAT BAR. REFER TO DETAIL D.
3. SPIT TO BE FORMED BY 2 TYPES OF BRICK (REFER TO PLAN). BRICK WALL BETWEEN SPIT TO BE FORMED IN FIRE BRICK 230MM(L)X 114MM(W)X 52MM(H). BRICK WALL BETWEEN LOG STORAGE FORMED IN STANDARD BRICK 215MM(L)X 102MM(W)X 65MM(H). ALL FRONT FACING WALLS TO BE FORMED IN STANDARD BRICK.
4. LOG STORAGE TO BE FORMED IN 8MM M/S SHEET. ONE END OF M/S SHEET TO BE FIXED ON EXISTING BRICK WALL AND OTHER END TO BE HELD IN BRICK AND MORTAR. CONTRACTOR TO ALLOW 12MM MORTAR IN BETWEEN BRICKS.
5. VARIOUS SIZES OF CAST IRON FIRE BACKS TO BE FIXED ON SUBSTRATE TO WALL. REFER TO CAST IRON FIRE BACK SPEC FOR ARRANGEMENT.
6. 75MM THICK SPIT COUNTERTOP TO BE FORMED IN RECLAIMED YORKSTONE FLAGSTONES (REFER TO COUNTERTOP SPEC). COUNTERTOP TO BE HELD ON BY BRICK WALL
7. LOWER LOG STORAGE TO BE FORMED IN 8MM THICK MILD STEEL SHEET WELDED TOGETHER TO FORM "T" JUNCTION (REFER TO DETAIL A). END JUNCTION TO BE FIXED ON BRICK WALL.
8. 100M HIGH SKIRTING CONSTRUCTED FROM M/S SHEET ON 12MM PLY SUBSTRATE

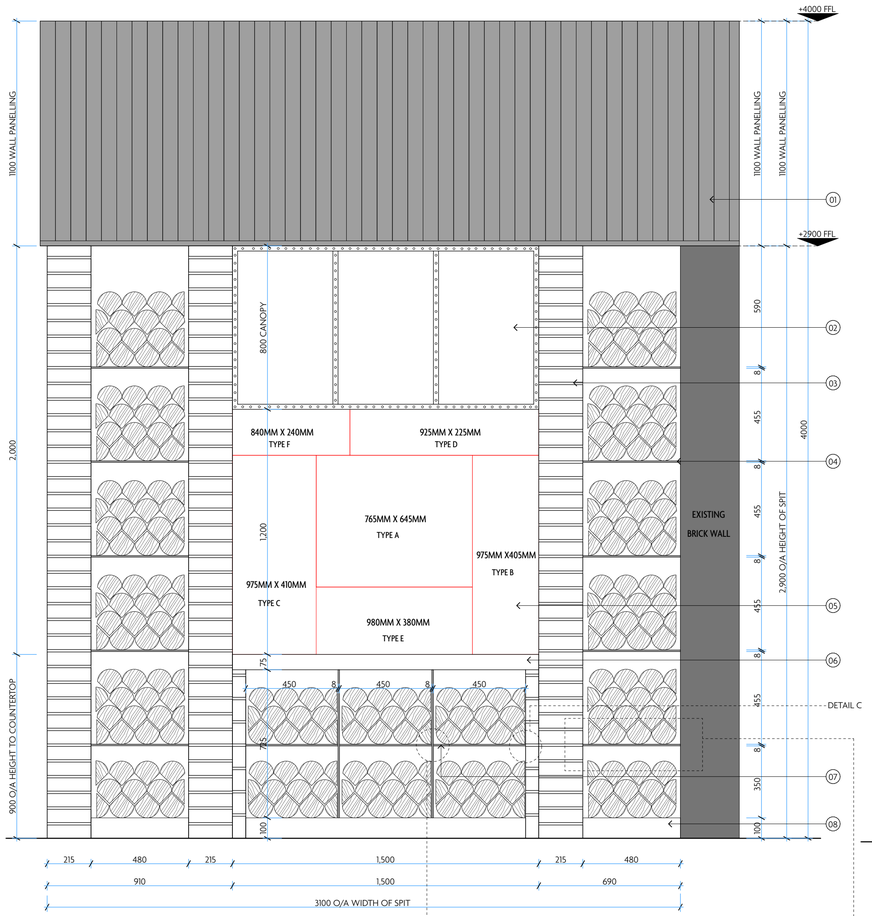

02 SPIT - ELEVATION A
1:15 @ A1

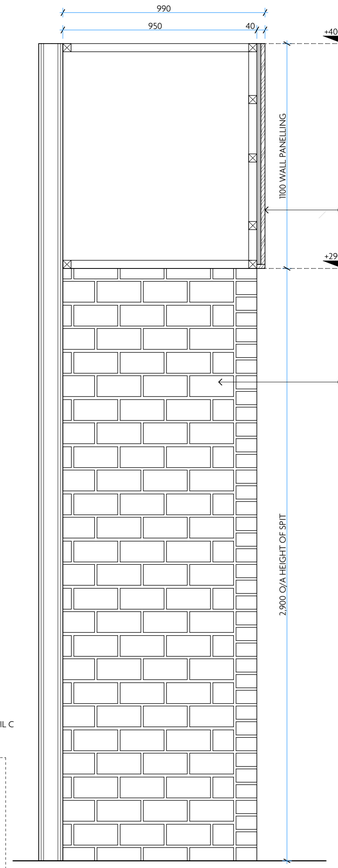

03 SPIT - ELEVATION B
1:15 @ A1

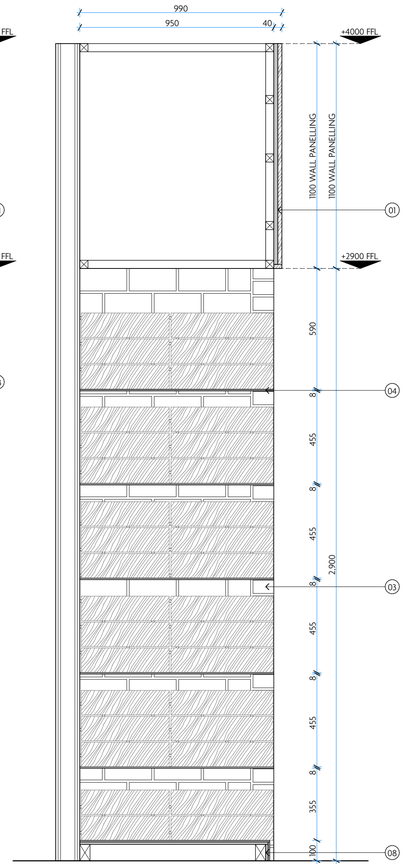

04 SPIT - SECTION AA
1:15 @ A1

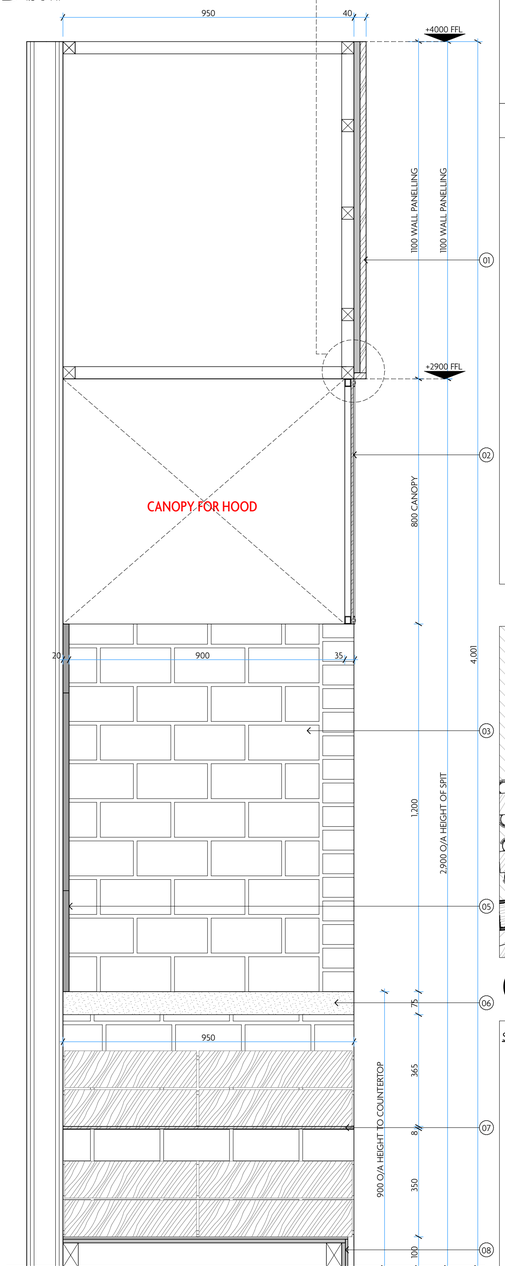

05 SPIT - SECTION BB
1:10 @ A1

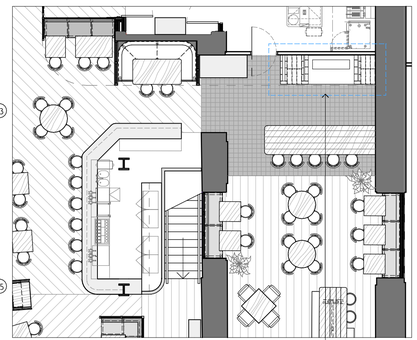

06 KEY PLAN
1:100 @ A1

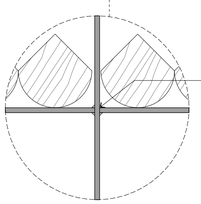

A DETAIL A - WELDED MILD STEEL SHELVING
1:5 @ A1

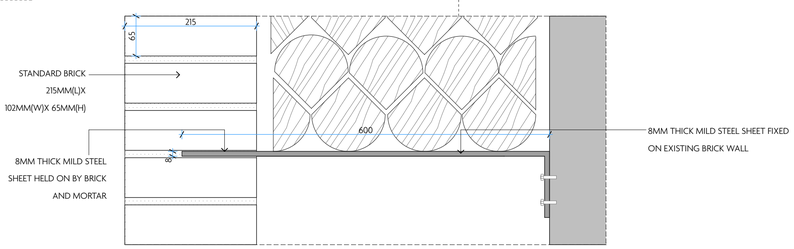

B DETAIL B - LOG STORAGE
1:5@ A1

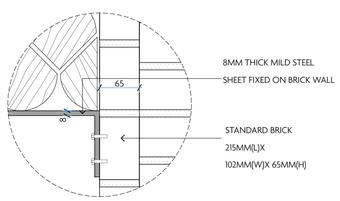

C DETAIL C - DOUBLE BRICK WALL
1:5 @ A1

SPIT COUNTERTOP SPEC:

RECLAIMED YORKSTONE FLAGSTONES

PRODUCT CODE: YORKIE
APPROX. DIMENSIONS:
(W) 610MMX (D) 75MX (H) 300-1000MM
SUPPLIER: THE ARCHITECTURAL FORUM

REFERENCE IMAGE OF SPIT

REV	DATE	REASON	REV	DATE	REASON

NOTES

Do not scale from this drawing. All dimensions to be checked on site prior to any manufacture and construction.

Copyright Reserved

Macaulay Sinclair

+44 (0)115 950 7313
STUDIO@MACAULAYSINCLAIR.COM
MACAULAYSINCLAIR.COM

PROJECT	Flat Iron Manchester	PROJ NO.	3809
TITLE	Proposed Spit & Log Storage		
SCALE @ A1	1:20/ 1:15/ 1:5/ 1:100 @A1	DWG NO.	03(21) REV
DATE	21/03/23 DRAWN BY FP		
		STATUS	PLANNING