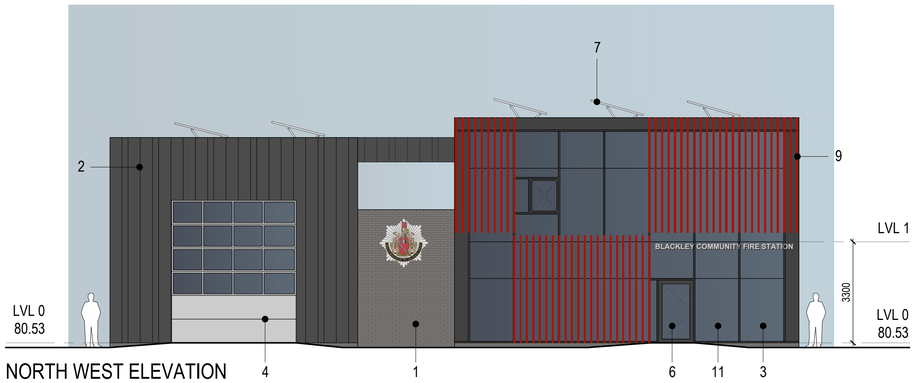

NORTH WEST ELEVATION

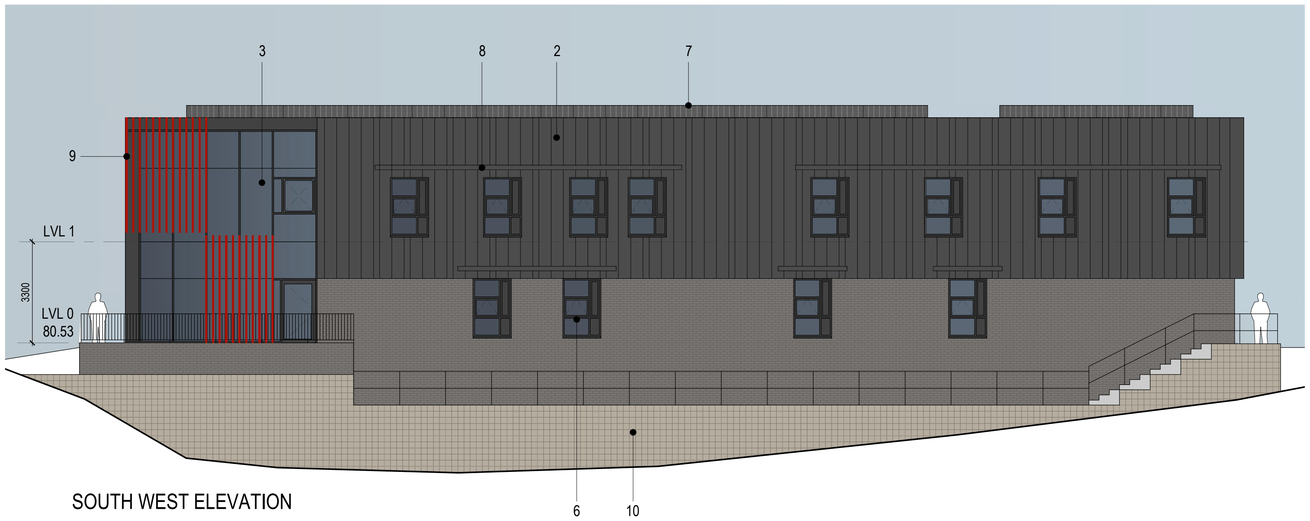

SOUTH WEST ELEVATION

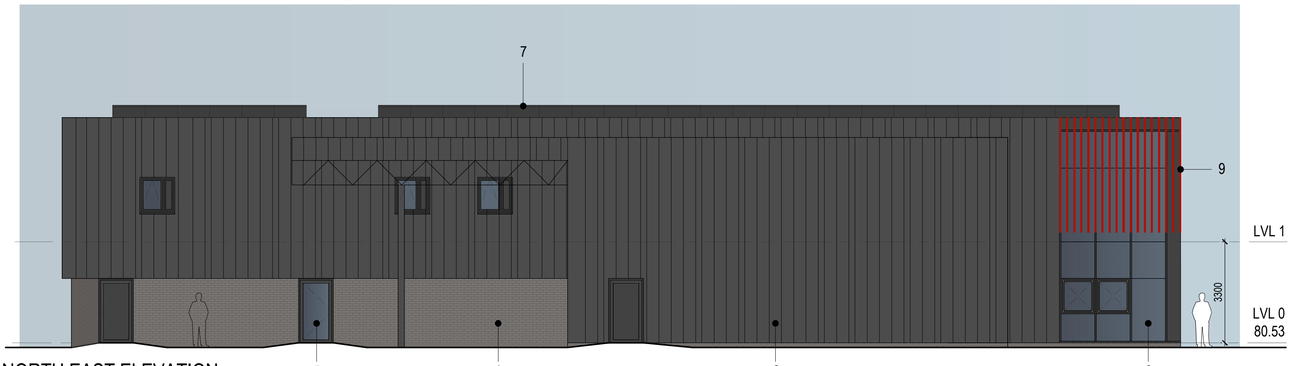

NORTH EAST ELEVATION

SOUTH EAST ELEVATION

1	BRICKWORK
2	COLOR COATED STANDING SEAM CLADDING (GREY)
3	CURTAIN WALLING
4	SECTIONAL DOORS
5	ALUMINIUM FRAMED DOORS
6	ALUMINIUM FRAMED WINDOWS
7	PHOTOVOLTAIC PANELS
8	BRISE SOLEIL
9	COLOUR COATED ALUMINIUM FEATURE FINS (RED)
10	RETAINING WALL SYSTEM
11	GLASS LOOK-A-LIKE PANEL

0 2 4 6 8 10m

1:100

status

PLANNING

This drawing is copyright Bradshaw Gass & Hope LLP and is not to be copied, reproduced or re-distributed either in whole or in part without the prior written permission of the originator.

The originator shall have no responsibility for any liability, loss, cost, damage or expense arising from or relating to any use of this document other than for its intended purpose on this project.

This drawing shall be read in conjunction with all other relevant drawings, specifications and associated documentation. Any discrepancies, errors or omissions are to be reported to the originator before proceeding with work.

All dimensions are to be checked on site by the contractor prior to proceeding with any work.

Hazard Identification

ref	hazard	date

ref	revision	by	date
P2	ROOF PLANT DECK, SCREENING LOUVRES & STAIRCASE ENCLOSURE DELETED. PV PANELS SHOWN	ST	12.04.23
P1	FIRST ISSUE	ST	29.03.23

Architects
Consulting Engineers
Quantity Surveyors

21 Silverwell Street
Bolton
BL1 1PR
t: 01204 525321
email@bghbolton.co.uk
www.bghbolton.co.uk

Bradshaw Gass & Hope LLP

client

GREATER MANCHESTER COMBINED AUTHORITY

project

NEW FIRE STATIONS FEASIBILITY STUDIES

drawing

BLACKLEY FIRE STATION
PROPOSED ELEVATIONS
COLOURED

drawn by	ST	date	MAR 23
checked by		date	
scale	1:100		A1
dwg no	1978.35.1453	rev	P2