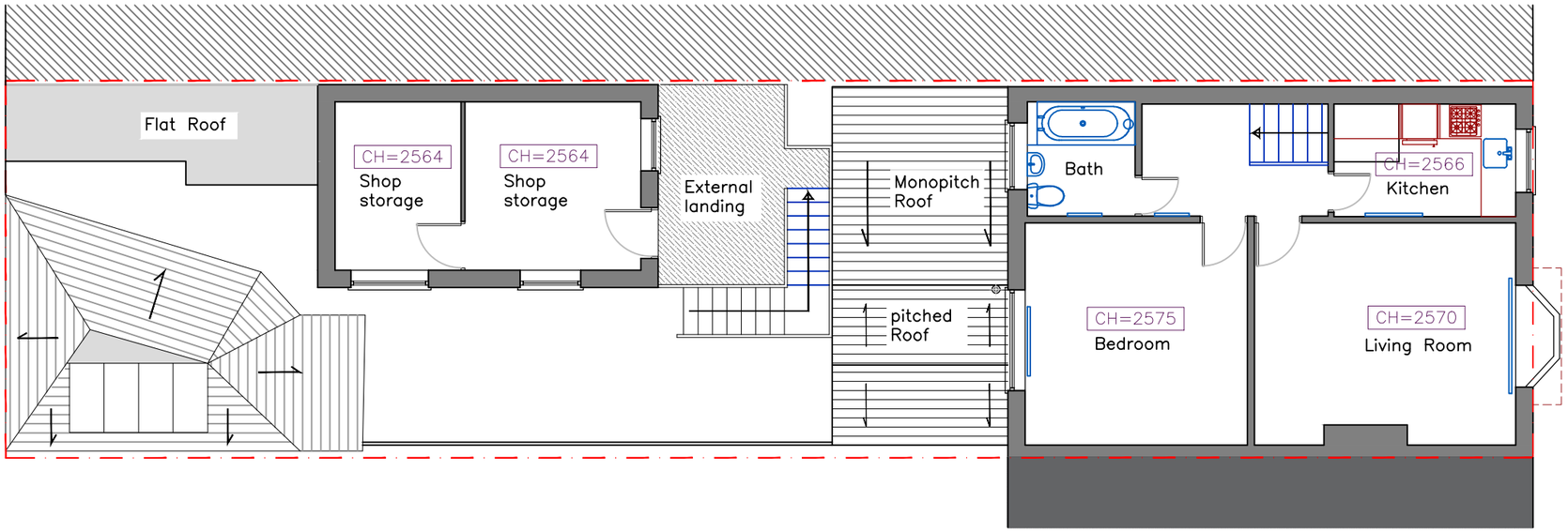

Existing First Floor Plan

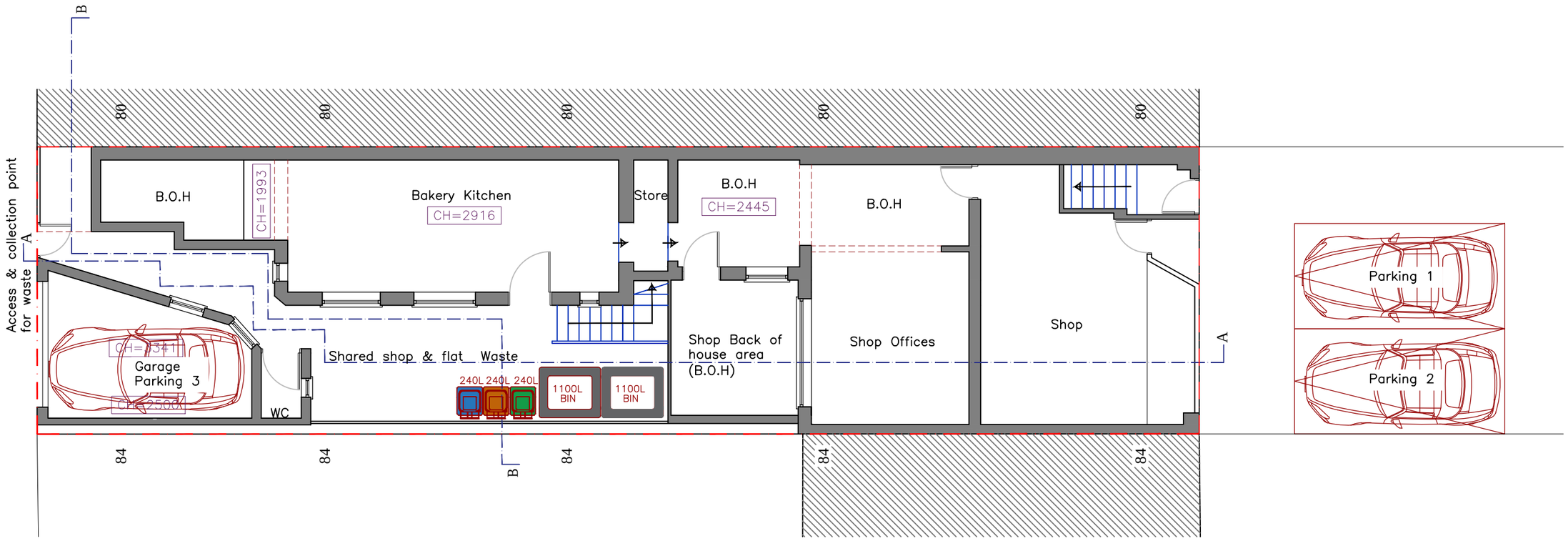

Existing Ground Floor Plan

m 0 1 2 3 4 5 6 7 8 9 10
SCALE
1:100

This design and drawing is the **copyright of CA+D designs** an must not be re-produced by others in any form whatsoever without written consent. Issue of this drawing does not impact any real or implied copyright license.

THESE ARE NOT CONSTRUCTION DRAWINGS, DO NOT SCALE FROM THIS DRAWING FOR CONSTRUCTION. ALL DIMENSIONS ARE INDICATIVE AND SHOULD ALWAYS BE CHECKED BY THE CONTRACTOR PRIOR TO STARTING WORK.

THESE DRAWINGS HAVE BEEN PREPARED FOR PLANNING PERMISSION/ BUILDING REGULATION PURPOSES ONLY

IF IN DOUBT **CONTACT THE ARCHITECT.**

This drawing is to be read in conjunction with all relevant drawings and information, inclusive of Building regulations specification and Structural Engineers drawings. It is the clients responsibility to verify the shown boundary locations, plus ensure all necessary provisions (such as party wall act, etc..) are in place.

The main contractor/builder is to interpret the requirements in relationship to the site conditions, (inclusive of all drainage and electrical layouts) encountered and as agreed with the Building Control officer. It is the contractors obligation to ensure all work is to be completed in accordance with Building Regulations.

All dimensions and sizes to be verified on site prior to the purchase or manfacture of any elements, or setting out on site.

Any discrepancies to be reported to the client/project manager

THESE DRAWINGS, INCLUSIVE OF ALL EXISTING MEASUREMENTS HAVE BEEN RECEIVED FROM THE PREVIOUS ARCHITECT IN GOOD FAITH. ENSURE THAT ALL MEASUREMENTS ARE CHECKED PRIOR TO THE PURCHASE OR MANUFACTURE OF ALL ELEMENTS.

THESE DRAWINGS ARE SUBJECT TO A STRUCTURAL ENGINEER AND BUILDING REGULATIONS APPROVAL. DO NOT USE THESE FOR CONSTRUCTION.

Rev:	Date	Description
R6		
R5		
R4		
R3	29/3/23	Planning REV B
R2	13/3/23	Planning
R1	3/2/2023	Client Comment

Issued for: Planning

Location:
82 Maudeth Road West
Withington
Manchester
M20 1AB

Project:
Flats Loft Conversion and erection of rear dormer with internal alterations

Drawing Title:
Existing Floor Plans

RIBA arb
architect michael cummings
Innovative | Affordable | Architects
Address: Moss House, Moss Lane Altrincham, WA15 8QZ
Tel: 07904 344 871
Email: mike@cummingsarchitect.com
Website: www.cummingsarchitect.com

Drawing No: 001	Date: 02/09/2021
Project No: 1249	Scale: 1:100@A3
Drawn: NP	Checked: MC

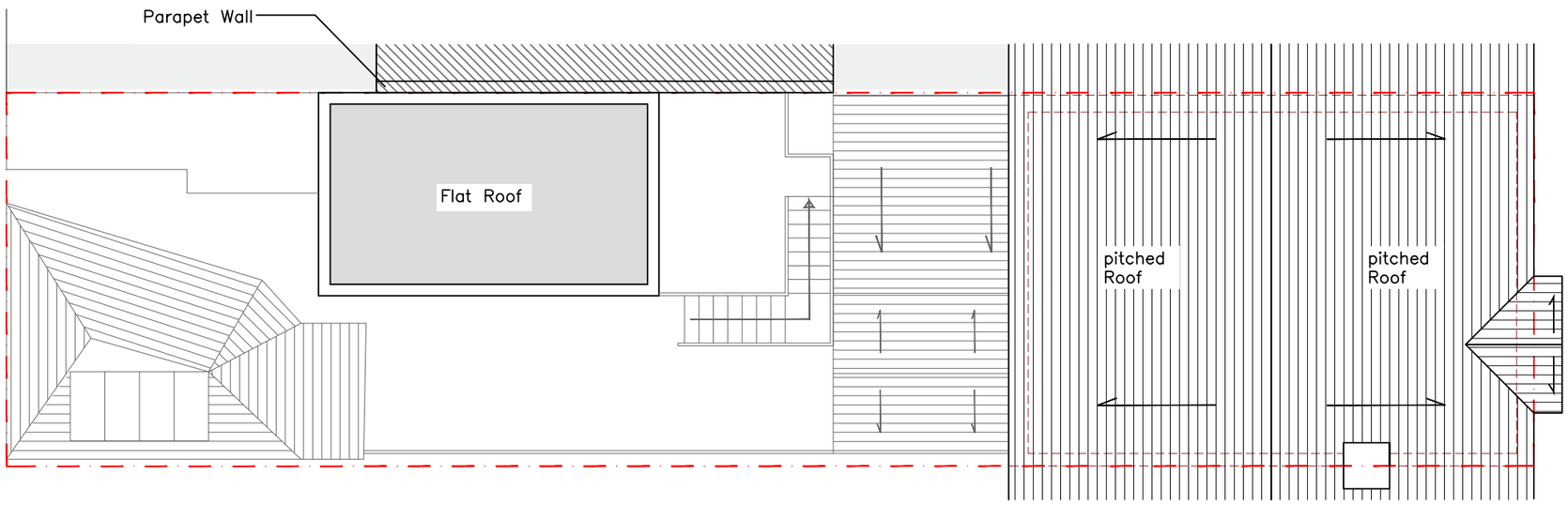

Existing Roof Plan

m 0 1 2 3 4 5 6 7 8 9 10
SCALE
1:100

This design and drawing is the **copyright of CA+D designs** an must not be re-produced by others in any form whatsoever without written consent. Issue of this drawing does not impact any real or implied copyright license.

THESE ARE NOT CONSTRUCTION DRAWINGS, DO NOT SCALE FROM THIS DRAWING FOR CONSTRUCTION. ALL DIMENSIONS ARE INDICATIVE AND SHOULD ALWAYS BE CHECKED BY THE CONTRACTOR PRIOR TO STARTING WORK.

THESE DRAWINGS HAVE BEEN PREPARED FOR PLANNING PERMISSION/ BUILDING REGULATION PURPOSES ONLY

IF IN DOUBT **CONTACT THE ARCHITECT.**

This drawing is to be read in conjunction with all relevant drawings and information, inclusive of Building regulations specification and Structural Engineers drawings. It is the clients responsibility to verify the shown boundary locations, plus ensure all necessary provisions (such as party wall act, etc..) are in place.

The main contractor/builder is to interpret the requirements in relationship to the site conditions, (inclusive of all drainage and electrical layouts) encountered and as agreed with the Building Control officer. It is the contractors obligation to ensure all work is to be completed in accordance with Building Regulations.

All dimensions and sizes to be verified on site prior to the purchase or manfacture of any elements, or setting out on site.

Any discrepancies to be reported to the client/project manager

THESE DRAWINGS, INCLUSIVE OF ALL EXISTING MEASUREMENTS HAVE BEEN RECEIVED FROM THE PREVIOUS ARCHITECT IN GOOD FAITH. ENSURE THAT ALL MEASUREMENTS ARE CHECKED PRIOR TO THE PURCHASE OR MANUFACTURE OF ALL ELEMENTS.

THESE DRAWINGS ARE SUBJECT TO A STRUCTURAL ENGINEER AND BUILDING REGULATIONS APPROVAL. DO NOT USE THESE FOR CONSTRUCTION.

Rev:	Date	Description
R6		
R5		
R4		
R3	29/3/23	Planning REV B
R2	13/3/23	Planning
R1	3/2/2023	Client Comment

Issued for: Planning

Location:
82 Mauldeth Road West
Withington
Manchester
M20 1AB

Project:
Flats Loft Conversion and erection of rear dormer with internal alterations

Drawing Title:
Existing Roof Plans

RIBA arb
architect
Michael Cummings
Innovative | Affordable | Architects
Address: Moss House, Moss Lane Altrincham, WA15 8GZ
Tel: 07904 344 871
Email: mike@cummingsarchitect.com
Website: www.cummingsarchitect.com

Drawing No: 002	Date: 02/09/2021
Project No: 1249	Scale: 1:100@A3
Drawn: NP	Checked: MC

Existing Front Elevation

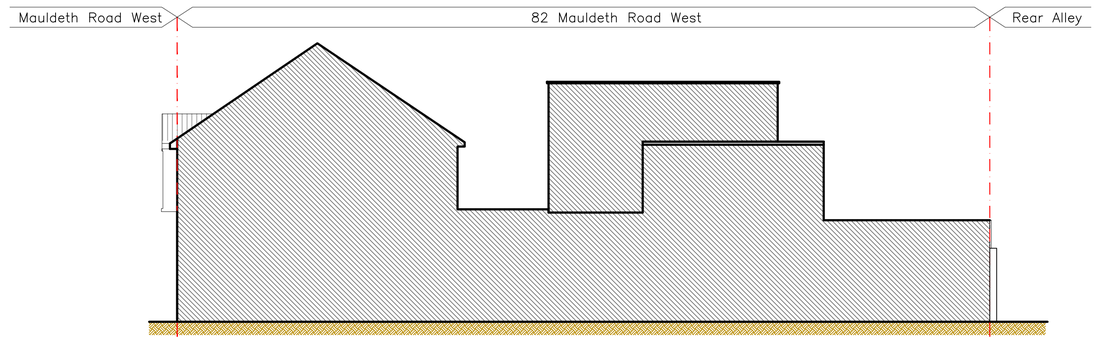

Existing East Side Elevation

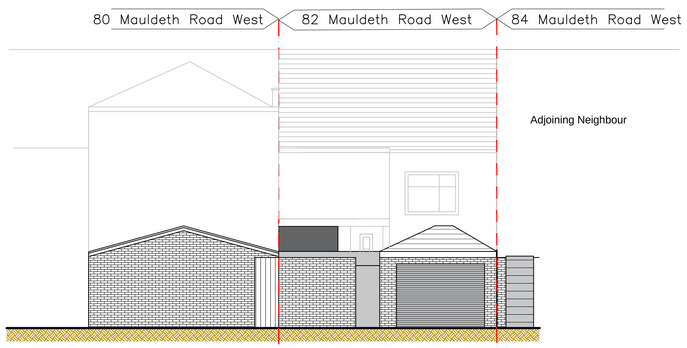

Existing Rear Elevation as seen from ginnel

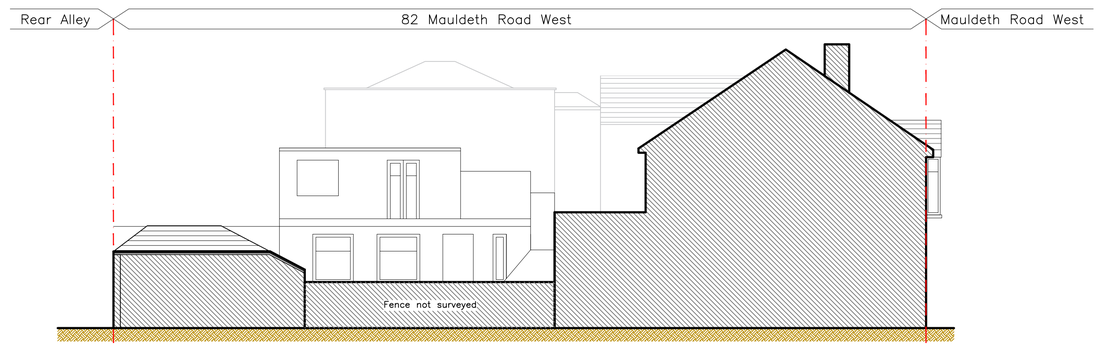

Existing West Side Elevation

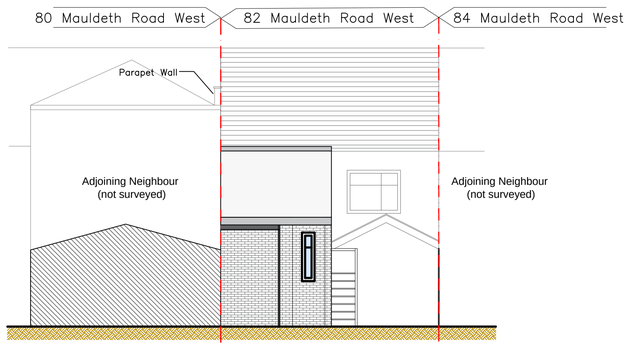

Existing Rear Elevation B

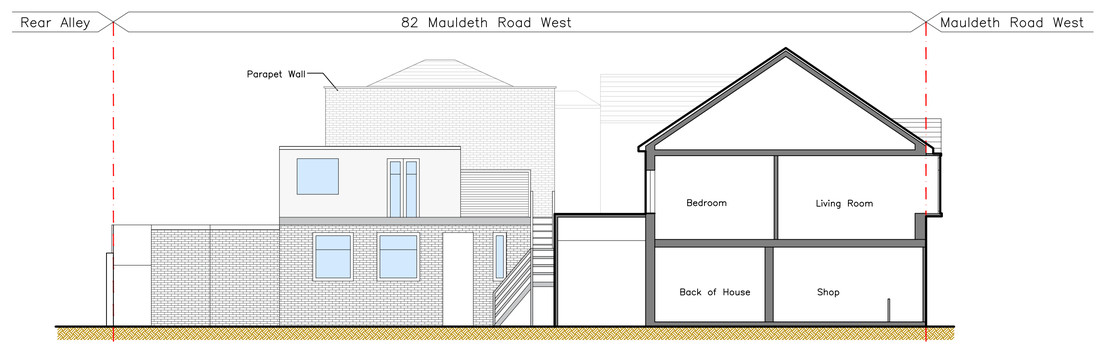

Existing Side Elevation A

m 0 1 2 3 4 5 6 7 8 9 10
SCALE
1:100

This design and drawing is the **copyright of CA+D designs** an must not be re-produced by others in any form whatsoever without written consent. Issue of this drawing does not impact any real or implied copyright license.

THESE ARE NOT CONSTRUCTION DRAWINGS, DO NOT SCALE FROM THIS DRAWING FOR CONSTRUCTION. ALL DIMENSIONS ARE INDICATIVE AND SHOULD ALWAYS BE CHECKED BY THE CONTRACTOR PRIOR TO STARTING WORK.

THESE DRAWINGS HAVE BEEN PREPARED FOR PLANNING PERMISSION/ BUILDING REGULATION PURPOSES ONLY

IF IN DOUBT **CONTACT THE ARCHITECT.**

This drawing is to be read in conjunction with all relevant drawings and information, inclusive of Building regulations specification and Structural Engineers drawings. It is the clients responsibility to verify the shown boundary locations, plus ensure all necessary provisions (such as party wall act, etc..) are in place.

The main contractor/builder is to interpret the requirements in relationship to the site conditions, (inclusive of all drainage and electrical layouts) encountered and as agreed with the Building Control officer. It is the contractors obligation to ensure all work is to be completed in accordance with Building Regulations.

All dimensions and sizes to be verified on site prior to the purchase or manfacture of any elements, or setting out on site.

Any discrepancies to be reported to the client/project manager

THESE DRAWINGS, INCLUSIVE OF ALL EXISTING MEASUREMENTS HAVE BEEN RECEIVED FROM THE PREVIOUS ARCHITECT IN GOOD FAITH. ENSURE THAT ALL MEASUREMENTS ARE CHECKED PRIOR TO THE PURCHASE OR MANUFACTURE OF ALL ELEMENTS.

THESE DRAWINGS ARE SUBJECT TO A STRUCTURAL ENGINEER AND BUILDING REGULATIONS APPROVAL. DO NOT USE THESE FOR CONSTRUCTION.

Rev:	Date	Description
R6		
R5		
R4		
R3	29/3/23	Planning REV B
R2	13/3/23	Planning
R1	3/2/2023	Client Comment

Issued for: Planning

Location:
82 Mauldeth Road West
Withington
Manchester
M20 1AB

Project:
Flats Loft Conversion and erection of rear dormer with internal alterations

Drawing Title:
Existing Elevations

RIBA arb
architect michael cummings
Innovative | Affordable | Architects
Address: Moss House, Moss Lane, Altrincham, WA15 8GZ
Tel: 07904 344 871
Email: mike@cummingsarchitect.com
Website: www.cummingsarchitect.com

Drawing No: 003	Date: 02/09/2021
Project No: 1249	Scale: 1:100@A1
Drawn: NP	Checked: MC

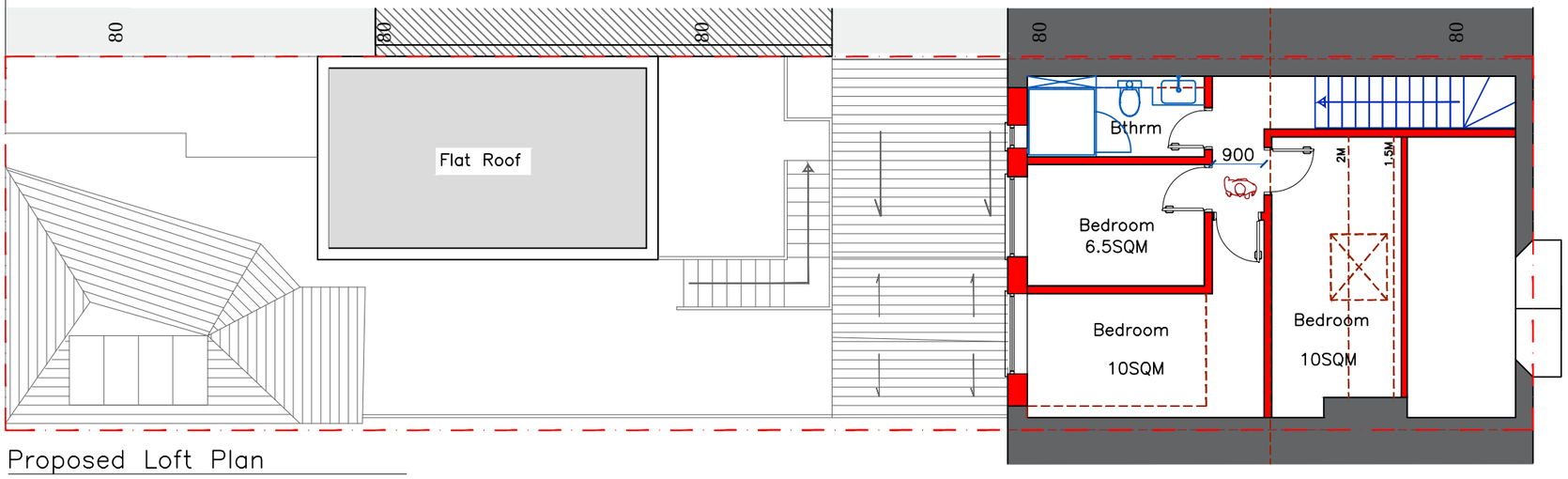

Proposed Loft Plan

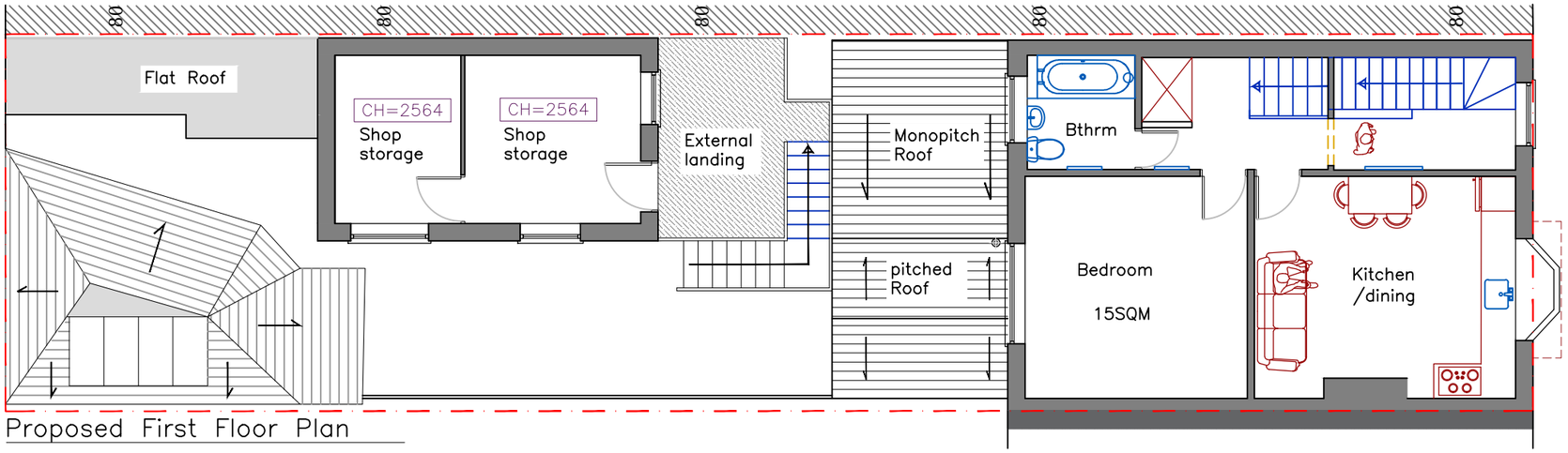

Proposed First Floor Plan

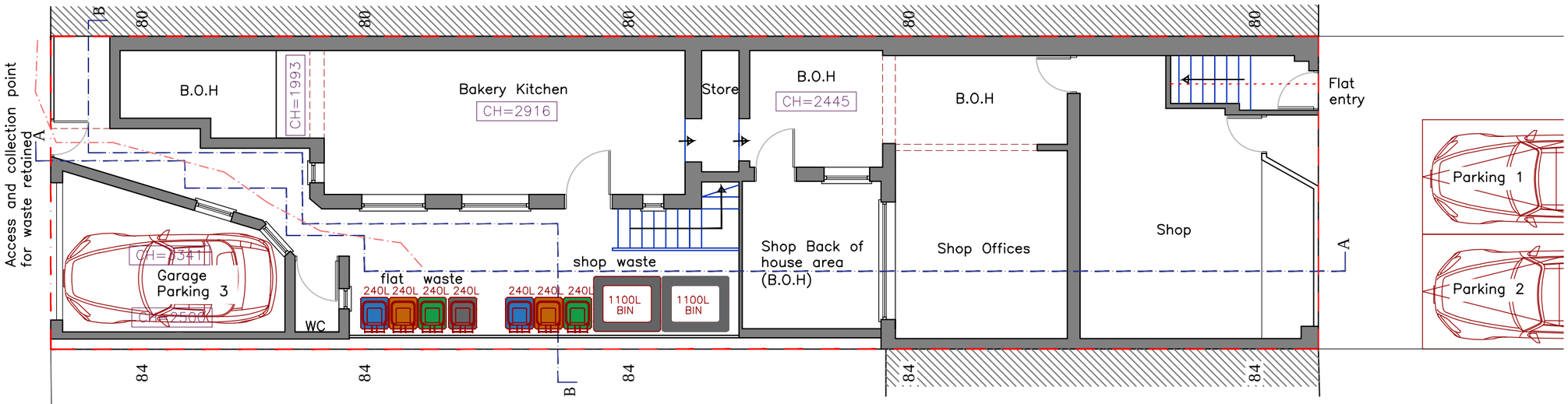

Proposed Ground Floor Plan
(no changes)

SCALE m 0 1 2 3 4 5 6 7 8 9 10
1:100

This design and drawing is the **copyright of CA+D designs** an must not be re-produced by others in any form whatsoever without written consent. Issue of this drawing does not impact any real or implied copyright license.

THESE ARE NOT CONSTRUCTION DRAWINGS, DO NOT SCALE FROM THIS DRAWING FOR CONSTRUCTION. ALL DIMENSIONS ARE INDICATIVE AND SHOULD ALWAYS BE CHECKED BY THE CONTRACTOR PRIOR TO STARTING WORK.

THESE DRAWINGS HAVE BEEN PREPARED FOR PLANNING PERMISSION/ BUILDING REGULATION PURPOSES ONLY

IF IN DOUBT **CONTACT THE ARCHITECT.**

This drawing is to be read in conjunction with all relevant drawings and information, inclusive of Building regulations specification and Structural Engineers drawings. It is the clients responsibility to verify the shown boundary locations, plus ensure all necessary provisions (such as party wall act, etc..) are in place.

The main contractor/builder is to interpret the requirements in relationship to the site conditions, (inclusive of all drainage and electrical layouts) encountered and as agreed with the Building Control officer. It is the contractors obligation to ensure all work is to be completed in accordance with Building Regulations.

All dimensions and sizes to be verified on site prior to the purchase or manfacture of any elements, or setting out on site.

Any discrepancies to be reported to the client/project manager

THESE DRAWINGS, INCLUSIVE OF ALL EXISTING MEASUREMENTS HAVE BEEN RECEIVED FROM THE PREVIOUS ARCHITECT IN GOOD FAITH. ENSURE THAT ALL MEASUREMENTS ARE CHECKED PRIOR TO THE PURCHASE OR MANUFACTURE OF ALL ELEMENTS.

THESE DRAWINGS ARE SUBJECT TO A STRUCTURAL ENGINEER AND BUILDING REGULATIONS APPROVAL. DO NOT USE THESE FOR CONSTRUCTION.

Rev:	Date	Description
R6		
R5		
R4		
R3	29/3/23	Planning REV B
R2	13/3/23	Planning
R1	3/2/2023	Client Comment

Issued for: Planning

Location:
82 Mauldeth Road West
Withington
Manchester
M20 1AB

Project:
Flats Loft Conversion and erection of rear dormer with internal alterations

Drawing Title:
Proposed Floor Plans

RIBA arb
architect
Michael Cummings
Innovative | Affordable | Architects
Address: Moss House, Moss Lane Altrincham, WA15 8GZ
Tel: 07904 344 871
Email: mike@cummingsarchitect.com
Website: www.cummingsarchitect.com

Drawing No: 200	Date: 02/09/2021
Project No: 1249	Scale: 1:100@A3
Drawn: NP	Checked: MC

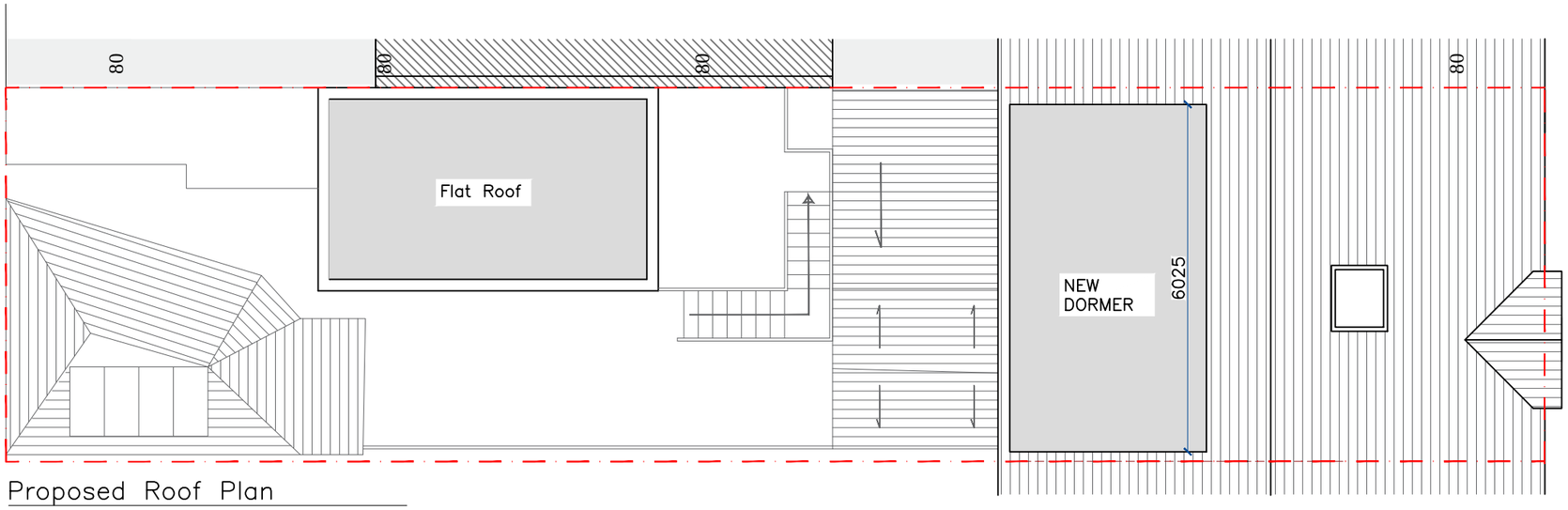

Proposed Roof Plan

m 0 1 2 3 4 5 6 7 8 9 10
SCALE
1:100

This design and drawing is the **copyright of CA+D designs** an must not be re-produced by others in any form whatsoever without written consent. Issue of this drawing does not impact any real or implied copyright license.

THESE ARE NOT CONSTRUCTION DRAWINGS, DO NOT SCALE FROM THIS DRAWING FOR CONSTRUCTION. ALL DIMENSIONS ARE INDICATIVE AND SHOULD ALWAYS BE CHECKED BY THE CONTRACTOR PRIOR TO STARTING WORK.

THESE DRAWINGS HAVE BEEN PREPARED FOR PLANNING PERMISSION/ BUILDING REGULATION PURPOSES ONLY

IF IN DOUBT **CONTACT THE ARCHITECT.**

This drawing is to be read in conjunction with all relevant drawings and information, inclusive of Building regulations specification and Structural Engineers drawings. It is the clients responsibility to verify the shown boundary locations, plus ensure all necessary provisions (such as party wall act, etc..) are in place.

The main contractor/builder is to interpret the requirements in relationship to the site conditions, (inclusive of all drainage and electrical layouts) encountered and as agreed with the Building Control officer. It is the contractors obligation to ensure all work is to be completed in accordance with Building Regulations.

All dimensions and sizes to be verified on site prior to the purchase or manfacture of any elements, or setting out on site.

Any discrepancies to be reported to the client/project manager

THESE DRAWINGS, INCLUSIVE OF ALL EXISTING MEASUREMENTS HAVE BEEN RECEIVED FROM THE PREVIOUS ARCHITECT IN GOOD FAITH. ENSURE THAT ALL MEASUREMENTS ARE CHECKED PRIOR TO THE PURCHASE OR MANUFACTURE OF ALL ELEMENTS.

THESE DRAWINGS ARE SUBJECT TO A STRUCTURAL ENGINEER AND BUILDING REGULATIONS APPROVAL. DO NOT USE THESE FOR CONSTRUCTION.

Rev:	Date	Description
R6		
R5		
R4		
R3	29/3/23	Planning REV B
R2	13/3/23	Planning
R1	3/2/2023	Client Comment

Issued for: Planning

Location:
82 Mauldeth Road West
Withington
Manchester
M20 1AB

Project:
Flats Loft Conversion and erection of rear dormer with internal alterations

Drawing Title:
Proposed Roof Plan

RIBA arb
architect
michael cummings
Innovative | Affordable | Architects
Address: Moss House, Moss Lane Altrincham, WA15 8QZ
Tel: 07904 344 871
Email: mike@cummingsarchitect.com
Website: www.cummingsarchitect.com

Drawing No: 205	Date: 02/09/2021
Project No: 1249	Scale: 1:100@A3
Drawn: NP	Checked: MC

Proposed Front Elevation

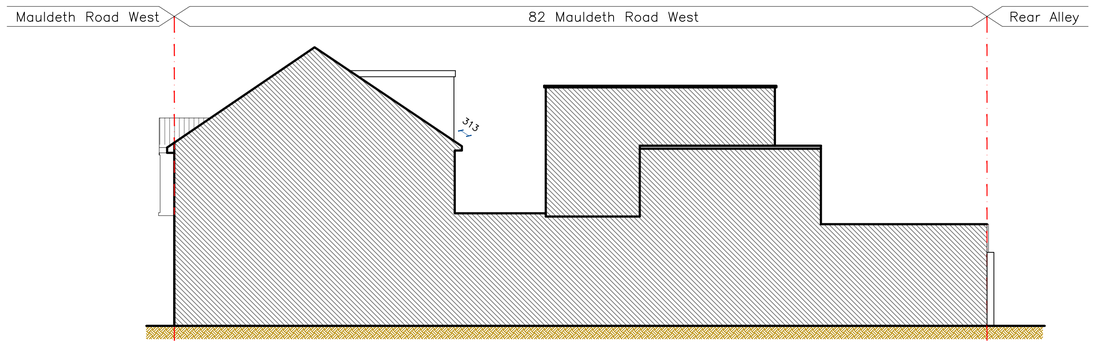

Proposed East Side Elevation

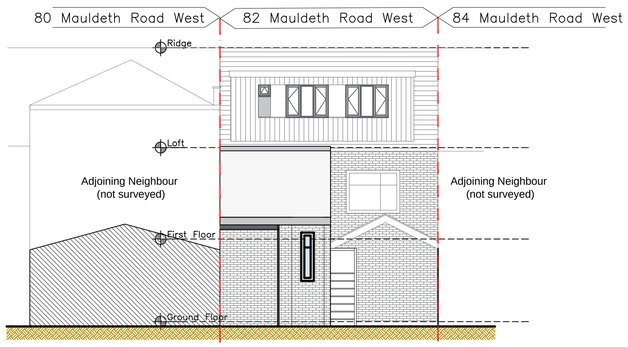

Proposed Rear Elevation

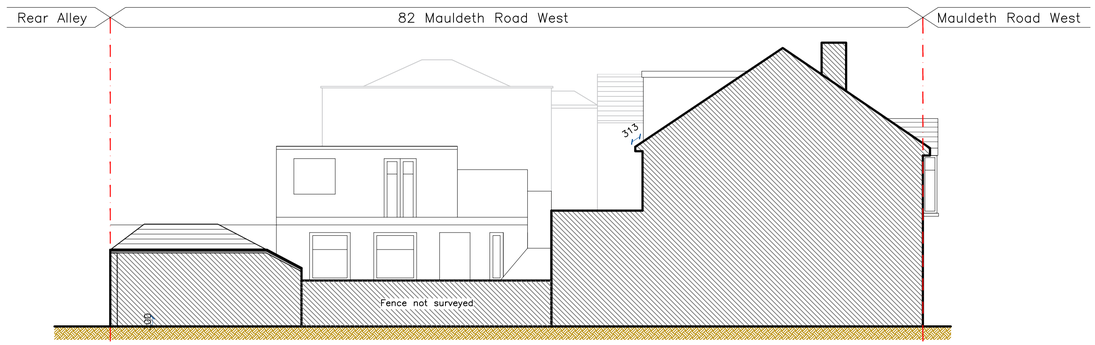

Proposed West Side Elevation

m 0 1 2 3 4 5 6 7 8 9 10
SCALE
1:100

This design and drawing is the **copyright of CA+D designs** an must not be re-produced by others in any form whatsoever without written consent. Issue of this drawing does not impact any real or implied copyright license.

THESE ARE NOT CONSTRUCTION DRAWINGS, DO NOT SCALE FROM THIS DRAWING FOR CONSTRUCTION. ALL DIMENSIONS ARE INDICATIVE AND SHOULD ALWAYS BE CHECKED BY THE CONTRACTOR PRIOR TO STARTING WORK.

THESE DRAWINGS HAVE BEEN PREPARED FOR PLANNING PERMISSION/ BUILDING REGULATION PURPOSES ONLY

IF IN DOUBT **CONTACT THE ARCHITECT.**

This drawing is to be read in conjunction with all relevant drawings and information, inclusive of Building regulations specification and Structural Engineers drawings. It is the clients responsibility to verify the shown boundary locations, plus ensure all necessary provisions (such as party wall act, etc..) are in place.

The main contractor/builder is to interpret the requirements in relationship to the site conditions, (inclusive of all drainage and electrical layouts) encountered and as agreed with the Building Control officer. It is the contractors obligation to ensure all work is to be completed in accordance with Building Regulations.

All dimensions and sizes to be verified on site prior to the purchase or manfacture of any elements, or setting out on site.

Any discrepancies to be reported to the client/project manager

THESE DRAWINGS, INCLUSIVE OF ALL EXISTING MEASUREMENTS HAVE BEEN RECEIVED FROM THE PREVIOUS ARCHITECT IN GOOD FAITH. ENSURE THAT ALL MEASUREMENTS ARE CHECKED PRIOR TO THE PURCHASE OR MANUFACTURE OF ALL ELEMENTS.

THESE DRAWINGS ARE SUBJECT TO A STRUCTURAL ENGINEER AND BUILDING REGULATIONS APPROVAL. DO NOT USE THESE FOR CONSTRUCTION.

Rev:	Date	Description
R6		
R5		
R4		
R3	29/3/23	Planning REV B
R2	13/3/23	Planning
R1	3/2/2023	Client Comment

Issued for: Planning

Location:
82 Mauldeth Road West
Withington
Manchester
M20 1AB

Project:
Flats Loft Conversion and erection of rear dormer with internal alterations

Drawing Title:
Proposed Elevations

RIBA arb
architect michael cummings
Innovative | Affordable | Architects
Address: Moss House, Moss Lane Altrincham, WA15 8GZ
Tel: 07904 344 871
Email: mike@cummingsarchitect.com
Website: www.cummingsarchitect.com

Drawing No: 300 | Date: 14/09/2021
Project No: 1249 | Scale: 1:100@A1
Drawn: NP | Checked: MC

Location Plan 1:250

Produced on 02 September 2021 from the Ordnance Survey National Geographic Database and incorporating surveyed revision available at this date.
This map shows the area bounded by 384648 393503,384748 393503,384748 393603,384648 393603,384648 393503
Reproduction in whole or part is prohibited without the prior permission of Ordnance Survey.
Crown copyright 2021. Supplied by copla ltd trading as UKPlanningMaps.com a licensed Ordnance Survey partner (100054135).
Data licence expires 02 September 2022. Unique plan reference: v1c//683835/925980

Block Plan 1:500

m 0 12.5 25 50 75 100 125
SCALE
1:1,250

m 0 5 10 15 20 25 30 35 40 45 50
SCALE
1:500

This design and drawing is the **copyright of CA+D designs** an must not be re-produced by others in any form whatsoever without written consent. Issue of this drawing does not impact any real or implied copyright license.

THESE ARE NOT CONSTRUCTION DRAWINGS, DO NOT SCALE FROM THIS DRAWING FOR CONSTRUCTION. ALL DIMENSIONS ARE INDICATIVE AND SHOULD ALWAYS BE CHECKED BY THE CONTRACTOR PRIOR TO STARTING WORK.

THESE DRAWINGS HAVE BEEN PREPARED FOR PLANNING PERMISSION/ BUILDING REGULATION PURPOSES ONLY

IF IN DOUBT **CONTACT THE ARCHITECT.**

This drawing is to be read in conjunction with all relevant drawings and information, inclusive of Building regulations specification and Structural Engineers drawings. It is the clients responsibility to verify the shown boundary locations, plus ensure all necessary provisions (such as party wall act, etc..) are in place.

The main contractor/builder is to interpret the requirements in relationship to the site conditions, (inclusive of all drainage and electrical layouts) encountered and as agreed with the Building Control officer. It is the contractors obligation to ensure all work is to be completed in accordance with Building Regulations.

All dimensions and sizes to be verified on site prior to the purchase or manfacture of any elements, or setting out on site.

Any discrepancies to be reported to the client/project manager

THESE DRAWINGS, INCLUSIVE OF ALL EXISTING MEASUREMENTS HAVE BEEN RECEIVED FROM THE PREVIOUS ARCHITECT IN GOOD FAITH. ENSURE THAT ALL MEASUREMENTS ARE CHECKED PRIOR TO THE PURCHASE OR MANUFACTURE OF ALL ELEMENTS.

THESE DRAWINGS ARE SUBJECT TO A STRUCTURAL ENGINEER AND BUILDING REGULATIONS APPROVAL. DO NOT USE THESE FOR CONSTRUCTION.

N

Rev:	Date	Description
R6		
R5		
R4		
R3	29/3/23	Planning REV B
R2	13/3/23	Planning
R1	3/2/2023	Client Comment

Issued for: Planning

Location:
82 Mauldeth Road West
Withington
Manchester
M20 1AB

Project:
Flats Loft Conversion and erection of rear dormer with internal alterations

Drawing Title:
Location and block plan

RIBA arb
architect
michael cummings
Innovative | Affordable | Architects
Address: Moss House, Moss Lane Altrincham, WA15 8QZ
Tel: 07904 344 871
Email: mike@cummingsarchitect.com
Website: www.cummingsarchitect.com

Drawing No: 600	Date: 02/09/2021
Project No: 1249	Scale: VARIES@A3
Drawn: NP	Checked: MC