© Buro Happold Limited or its group companies.
All Rights reserved. Buro Happold and its group companies assert (unless otherwise agreed in writing) their rights under s.77 to 89 of the Copyright, Designs and Patents Act 1988.

DO NOT SCALE THIS DRAWING.

HEALTH AND SAFETY INFORMATION

IN ADDITION TO THE HAZARDS/RISKS NORMALLY ASSOCIATED WITH THE TYPES OF WORK DETAILED ON THIS DRAWING, NOTE THE FOLLOWING

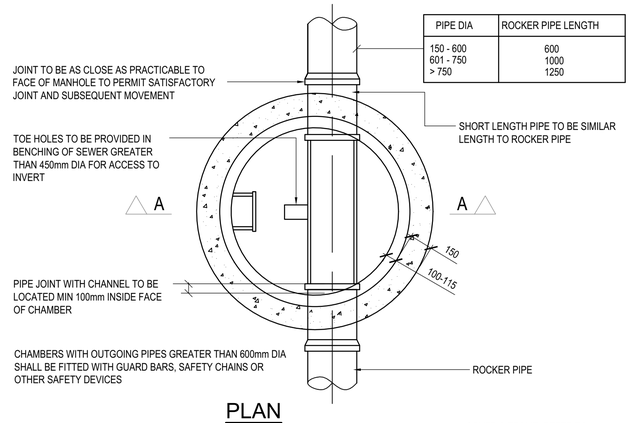
CONSTRUCTION.
- RISK OF STRIKING EXISTING UTILITIES
- CONFINED SPACE

MAINTENANCE/CLEANING/OPERATION.
- BELOW GROUND SERVICES
- ADJACENT TO ROAD TRAFFIC
- CONFINED SPACE

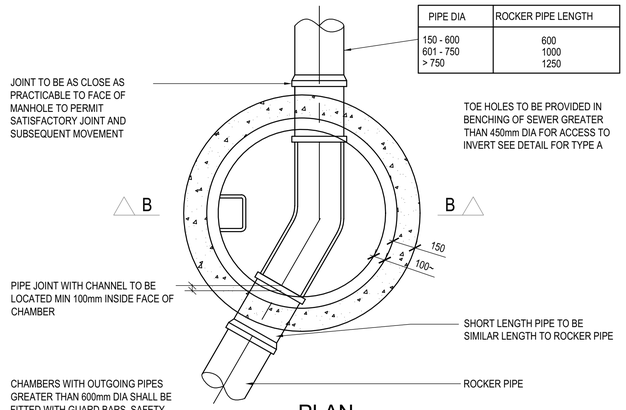
DECOMMISSIONING/DEMOLITION.

Notes

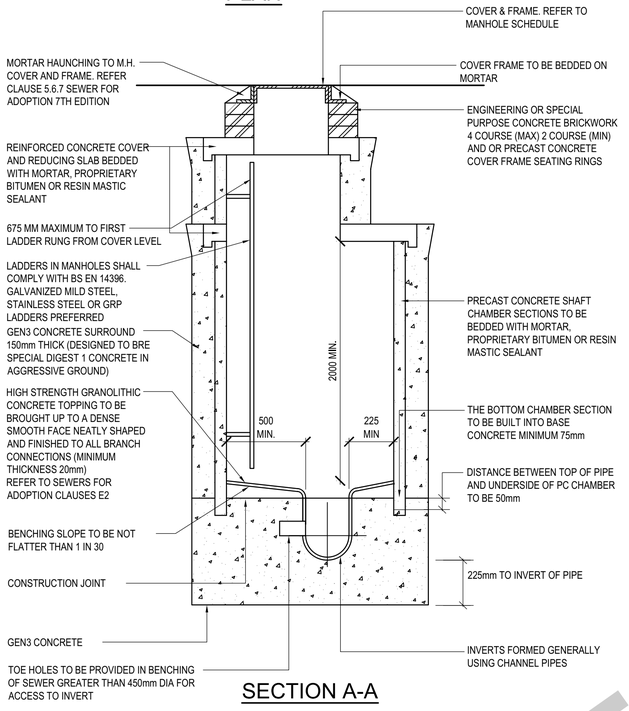
1. TO BE READ IN CONJUNCTION WITH DRAWING NP4-BHE-ZZ-00-DR-C-3100, NP4-BHE-ZZ-LG-DR-C-3050 AND NP4-BHE-ZZ-LG-DR-C-3150.



PLAN



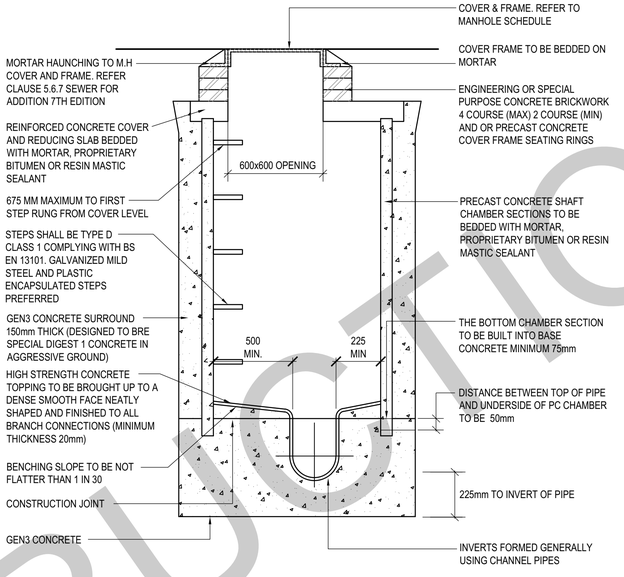
PLAN



SECTION A-A

MANHOLE DETAIL TYPE 1

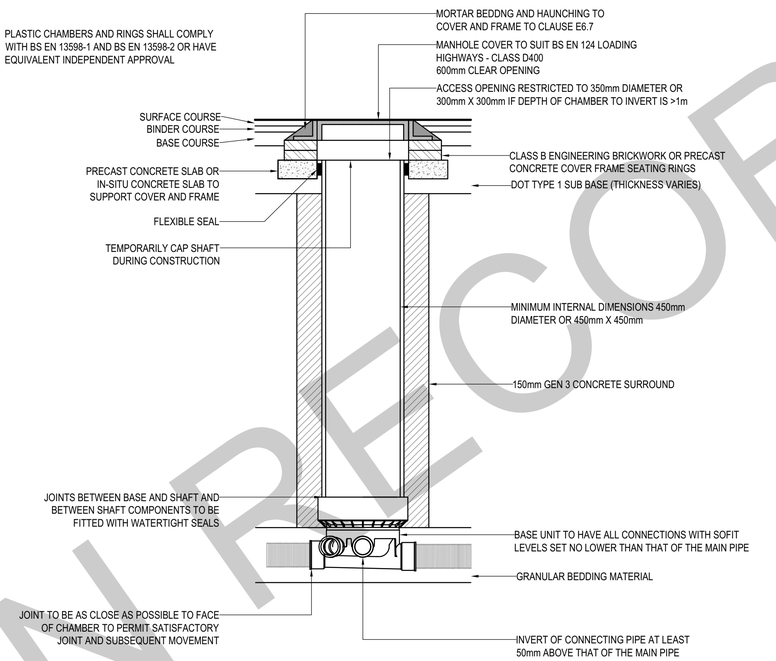
DEPTH TO SOFFIT 3 TO 6m



SECTION B-B

MANHOLE DETAIL TYPE 2

MAX DEPTH FROM COVER LEVEL TO PIPE SOFFIT 3.0m
SCALE 1:20

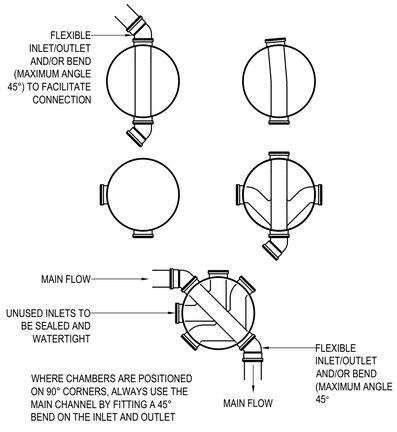


NOTE: WHERE THE ACCESS CHAMBER IS IN THE HIGHWAY THE HIGHWAY AUTHORITY CAN HAVE SPECIFIC REQUIREMENTS

TYPICAL INSPECTION CHAMBER DETAIL - TYPE 3 (FLEXIBLE MATERIAL DETAIL)

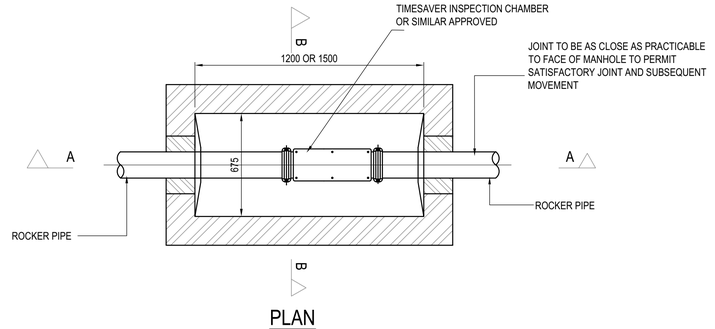
MAXIMUM DEPTH FROM COVER LEVEL TO SOFFIT OF PIPE IN AREAS SUBJECT TO VEHICLE LOADING 3m, NON ENTRY

NOT TO SCALE

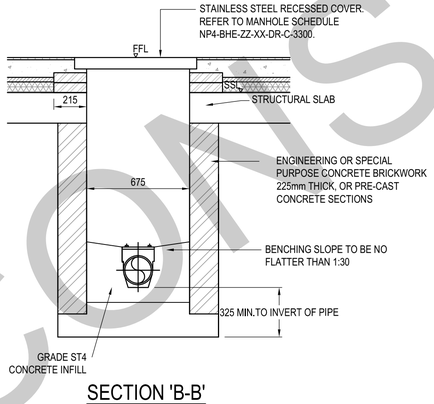


ALTERNATIVE BASE LAYOUTS FOR TYPE 3 CHAMBERS

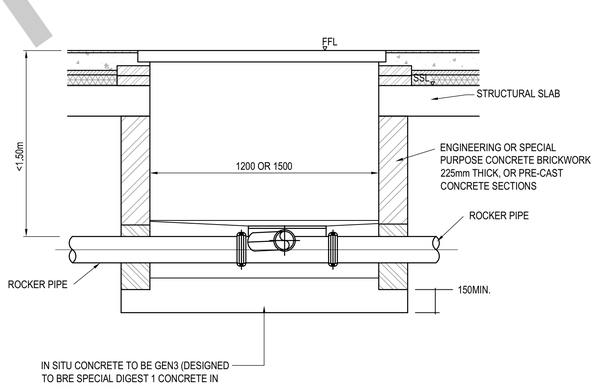
NOT TO SCALE



PLAN



SECTION 'B-B'



SECTION 'A-A'

MANHOLE DETAIL TYPE C

MAX DEPTH FROM COVER LEVEL TO PIPE SOFFIT 1.50m
SCALE 1:20

FINAL ISSUE NOTE:
THIS FINAL ISSUE REFLECTS THE LAST CONSTRUCTION ISSUE WHICH HAS BEEN UPDATED DURING THE DURATION OF THE PROJECT TO INCORPORATE AMENDMENTS TO THE DESIGN. THESE DRAWINGS SHOULD BE READ IN CONJUNCTION WITH CONTRACTOR AS-BUILT DRAWINGS FOR DETAILED INFORMATION ON THE CONSTRUCTED NETWORKS. ANY PERSON CARRYING OUT FUTURE WORK ON THE INFRASTRUCTURE ASSETS SHOULD SATISFY THEMSELVES AS TO THE ACCURACY AND EFFECT OF ANY SUBSEQUENT WORKS WHICH MAY HAVE BEEN CARRIED OUT BEFORE MAKING ALTERATION TO ANY NETWORKS.

Rev	Description	Date	Drn	Ch'd
C02	FINAL CONSTRUCTION ISSUE	07.06.23	RB	LJ
C01	STAGE 5 ISSUE	26.02.21	PB	NP
P01	STAGE 4 ISSUE	30.11.20	PB	NP

FINAL CONSTRUCTION

Status of drawing

BUROHAPPOLD ENGINEERING

The Cube
113 – 115 Portland Street
Manchester, M1 6DW
UK

Tel: +44 (0)161 233 5000
Fax: +44 (0)870 787 4143
Email: 0047214@burohappold.com
Web: www.burohappold.com

Architect *SIMPSON HAUGH & PARTNERS*
Project **NOMA PLOT P NOVATION**
Drg Title DRAINAGE DETAILS SHEET 1

Scales@A1 1:250
Drawn by PB
Checked by NP

Job No. 0047214
Date NOVEMBER 2020
Rev C02

Drawing No. NP4-BHE-ZZ-XX-DR-C-3311

CONSTRUCTION RECORD

Boris Barkes \\Srv-msvol02\project cad\0047214 NOMA Plot P Novation\P&B Civils - Infrastructure\Sheet\NP4-BHE-ZZ-XX-DR-C-3311 to 3316\Drainage Details.dwg