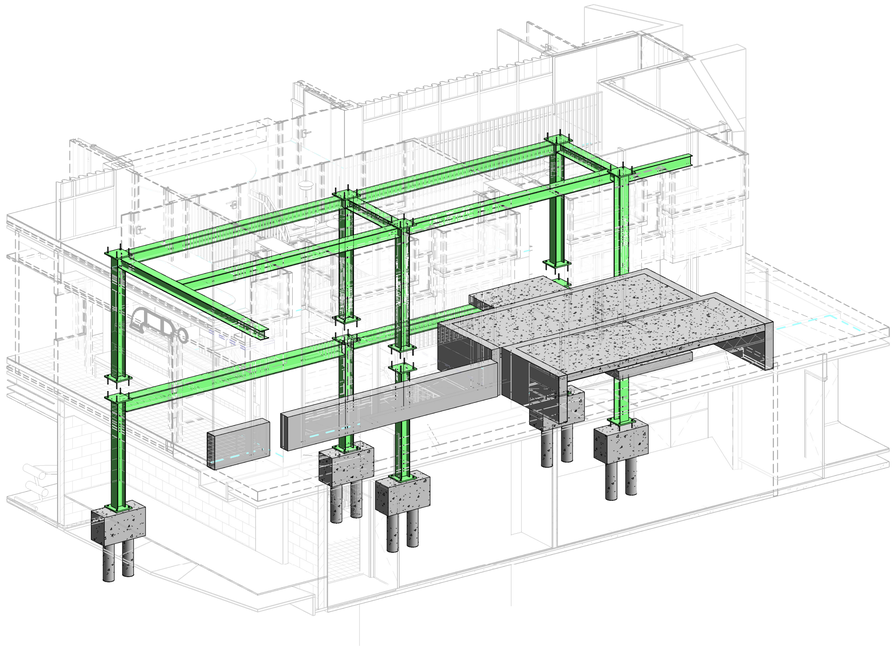

Main Entrance North West 3D View

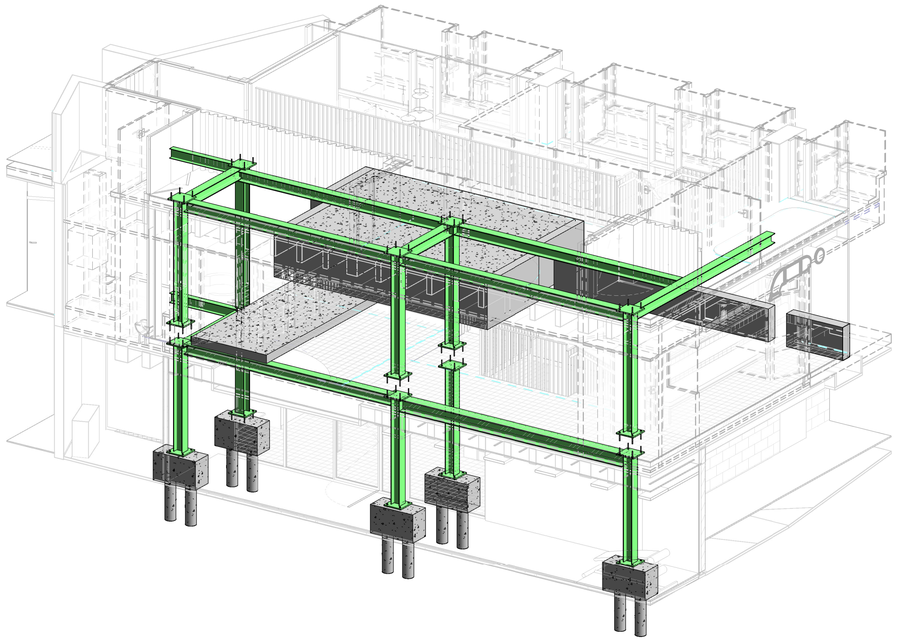

Main Entrance North East 3D View

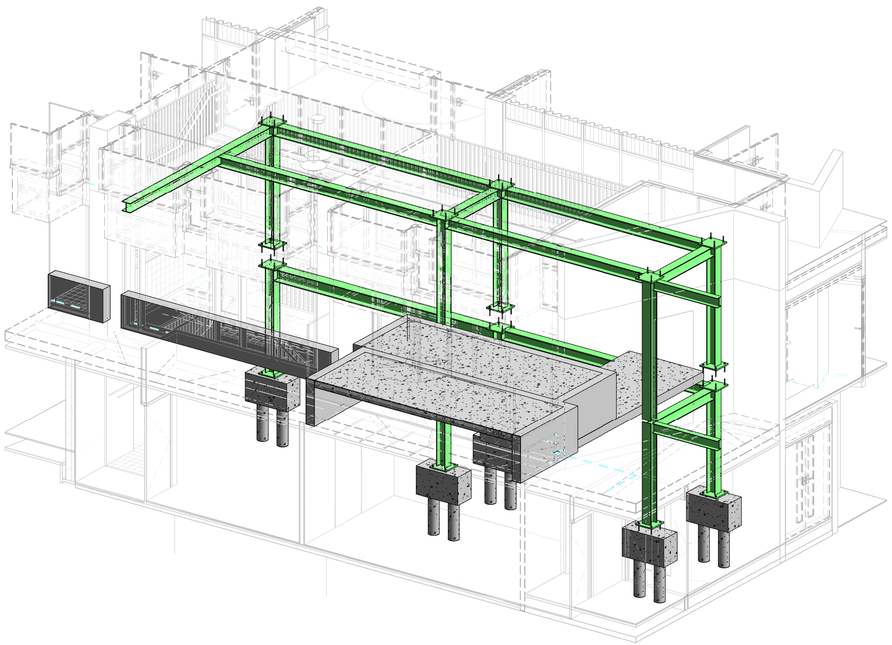

Main Entrance South West 3D View

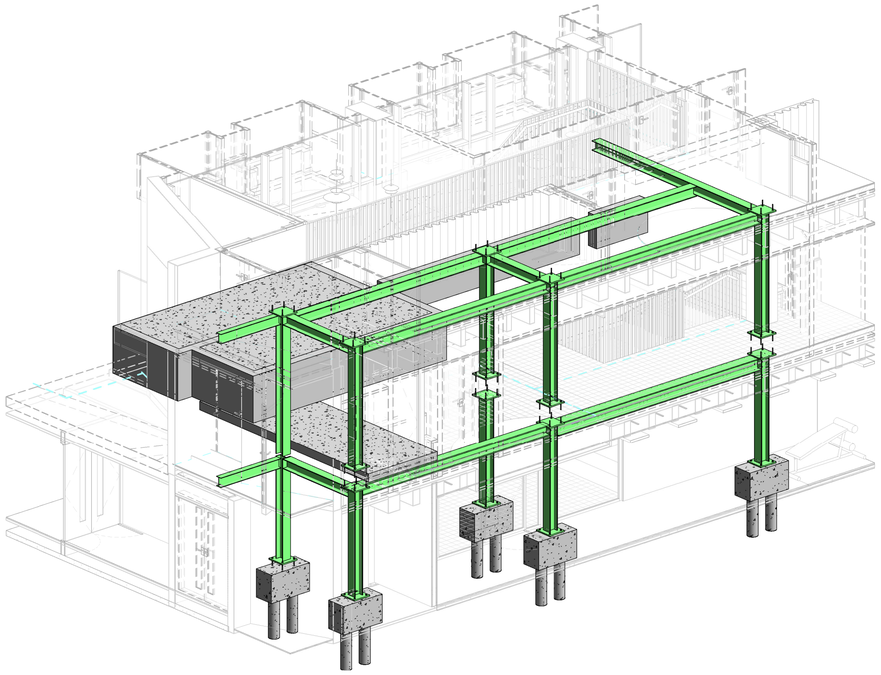

Main Entrance South East 3D View

GENERAL NOTES

Do not scale from this drawing. If in doubt about a dimension or level shown on this drawing, please ask.

All dimensions are in millimetres and all levels are in metres unless noted otherwise.

Contractor to check all dimensions and levels and report any omissions and errors to the Engineer.

1. This drawing MUST be read in conjunction with all relevant DW Consulting drawings & specification and the latest architects drawings.
2. ALL structural steel to be grade S355 (Grade 50).
3. All structural steelwork design is in accordance with BS 5950.
4. All structural steelwork is to be blast cleaned to Sa 2.5 and shop painted one coat of Epigrip L425HS high-build 2-pack epoxy zinc phosphate primer to 75 microns dft in accordance with the specification.
5. All bolts to be grade 8.8 unless noted.
   All connections to have 2 no bolts minimum.
   All end plates 8 th'k minimum.
   All welds 6mm fw minimum.
   All tubular and box sections to be sealed.
6. The steelwork Contractor shall be wholly responsible for the design of all connections. They shall provide calculations to substantiate the connections they propose. Where typical connection details are shown, the steelwork Contractor shall satisfy themselves that they are practical for the method of fabrication and erection they propose to use, and may suggest alternatives should they wish for the Engineer's consideration.
7. For details of fire protection to structural steelwork, refer to the Architect's/Fire Consultant's specification.
8. All concrete to be grade C32/40.
9. New slab surface to be power float to minimum SR3 in accordance with BS8204-2 (Ref 6)

Rev	Description	By	Auth	Date
P03	WS4 UPDATE	IG	CJC	06.07.22
P02	WS4 UPDATE	IG	CJC	24.06.22
P01	WS4 ISSUE	IG	CJC	15.06.22

Revisions

DW Consulting LLP

Marsland House, Marsland Road
Sale, Cheshire, M33 3AQ

Tel: 0161 969 4144
Web: www.dwllp.com

COPYRIGHT:
The concepts and the information contained in this document are the copyright of DW Consulting Engineers LLP. Use or copying of the document in whole or in part without written permission of DW Consulting Engineers LLP, constitutes an infringement of copyright.

Client
bruntwood works

Project
Pall Mall Manchester Refurbishment Works

Drawing Title
Structural Works Ground Level New Stair Typical 3D Views

Drawing Status
Preliminary

THIS DRAWING CAN ONLY BE USED FOR CONSTRUCTION PURPOSES WHEN DRAWING STATUS IS SHOWN AS 'CONSTRUCTION'. UNTIL THEN THIS DRAWING MAY ONLY BE USED FOR INFORMATION.

Project No.	Drg No.			
DW2291	PM- DWC- XX- DR- S- 110			
Scale: 1 : 1		Sheet Size: A1		Revision: P03
Date: JUNE 22	Drawn: IG	Checked: CJC	Auth: CJC	