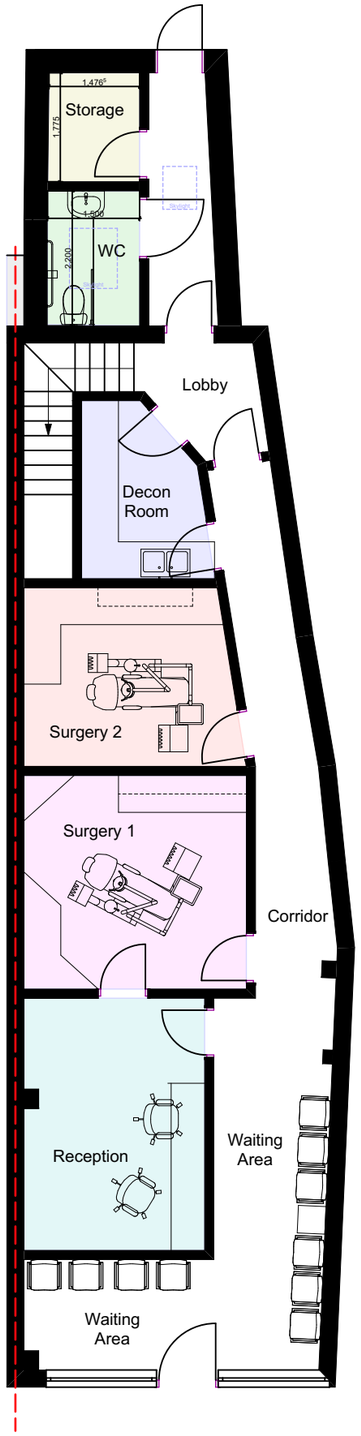

PROPOSED GA GROUND FLOOR PLAN @1:100

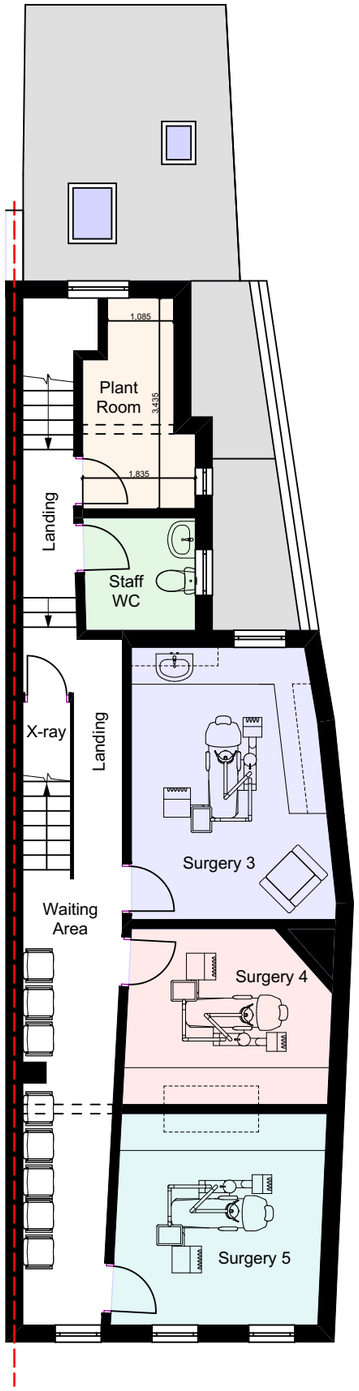

PROPOSED GA FIRST FLOOR PLAN @1:100

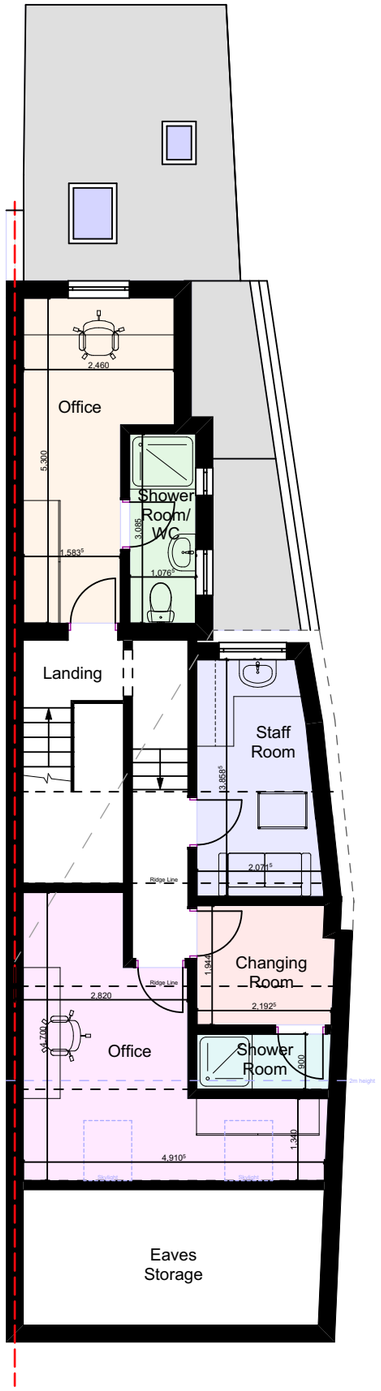

PROPOSED GA SECOND FLOOR PLAN @1:100

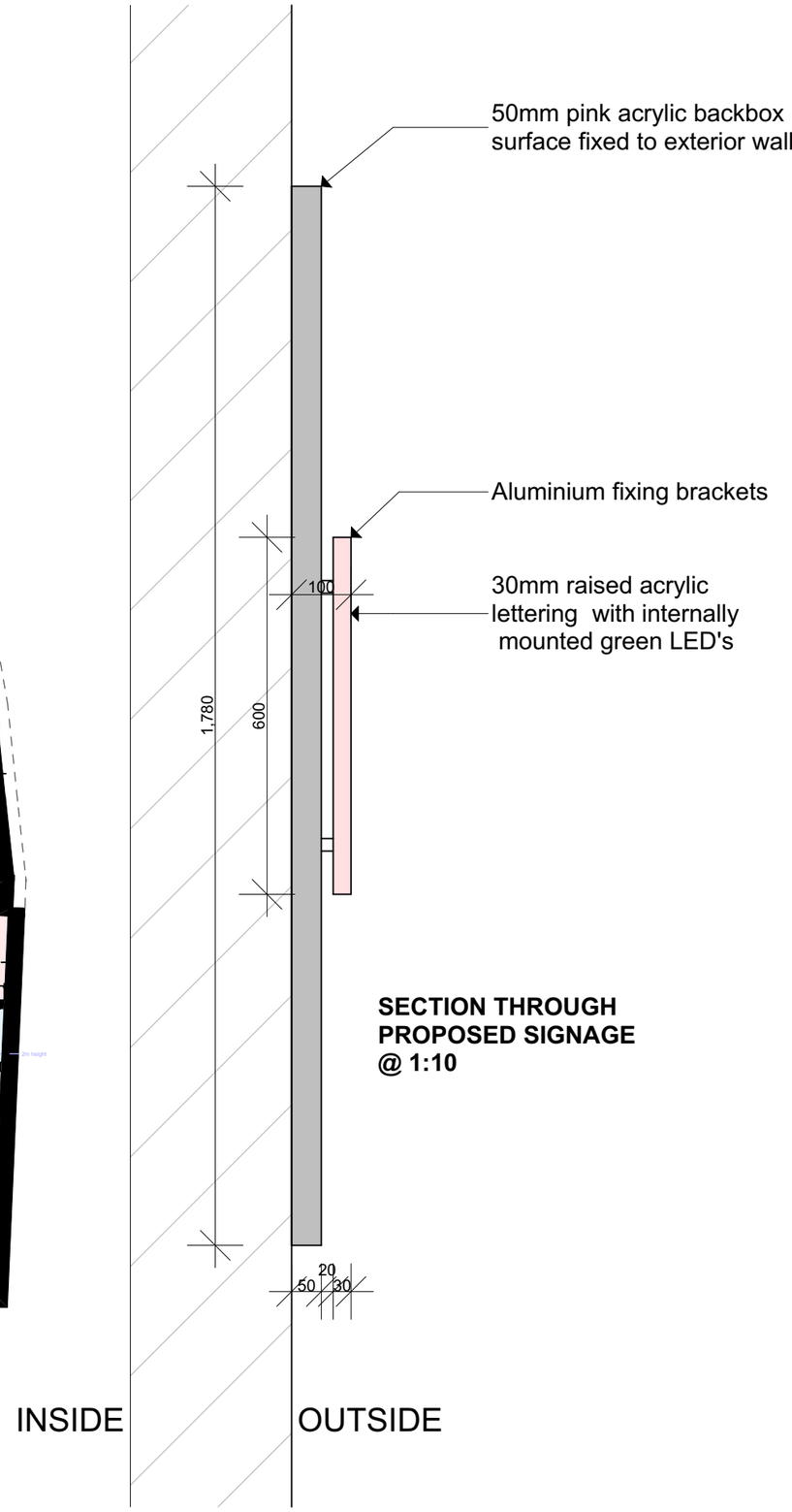

SECTION THROUGH PROPOSED SIGNAGE @ 1:10

notes

This drawing is subject to a detailed building and site survey, therefore no guarantee of its accuracy can be given.
This drawing has been draughted in accordance with the clients design requirements.
All areas are approximate and are subject to a detailed building and site survey and further design development.
All dimensions should be checked prior to commencement of construction on site. Measurements should not be taken off the drawing.

All dimensions shown are in millimetres (mm).

SITE BOUNDARY LINE

PL0	Planning Issue	08.05.23

revisions

NADA Architects Ltd
169 Kingsway
Burnage
Manchester
M19 2ND
Mob: 07974 735527
E: ahmed@nadaarchitects.com
W: www.nadaarchitects.com

PLANNING

D - design PL - planning PT - pre-tender
T - tender P - preliminary
C - construction R - record

DR HASAN MAHMOOD

REDESIGN / RECONFIG NOVA DENTAL, 566 STOCKPORT RD, M12 4JJ

PROPOSED GA FLOOR PLANS & SIGNAGE DETAIL

scale	date	drawn	checked
1:100 @ A3 1:10 @ A3	08.05.23	MI	AC

job no	(category) dwg no	revision
23-1142	(04)001	PL0

Drawing measurements shall not be obtained by scaling. Verify all dims prior to construction. Immediately report any discrepancies on this drawing to Architect. This drawing shall be read in conjunction with associated specifications and related consultant's documents.