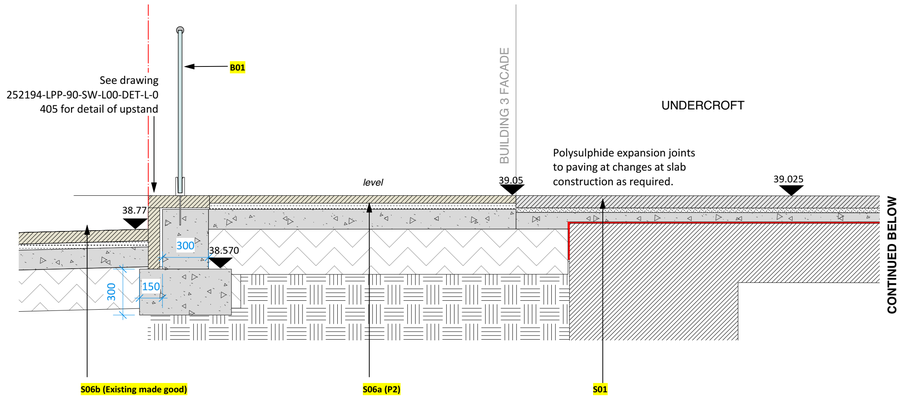


1:20 SECTION 105_C

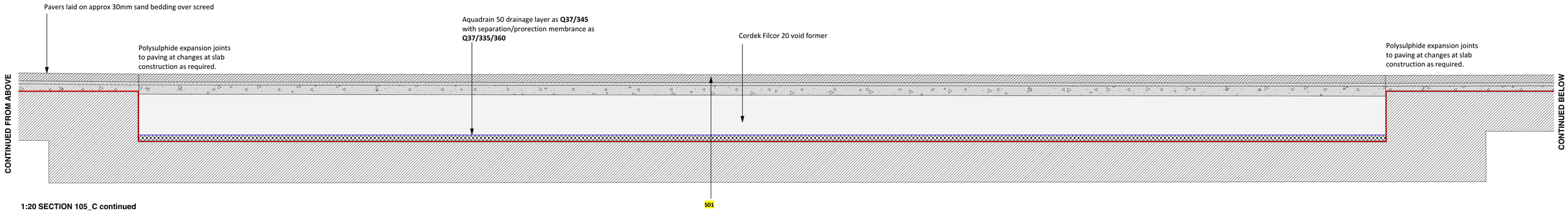


1:20 SECTION 105_C continued

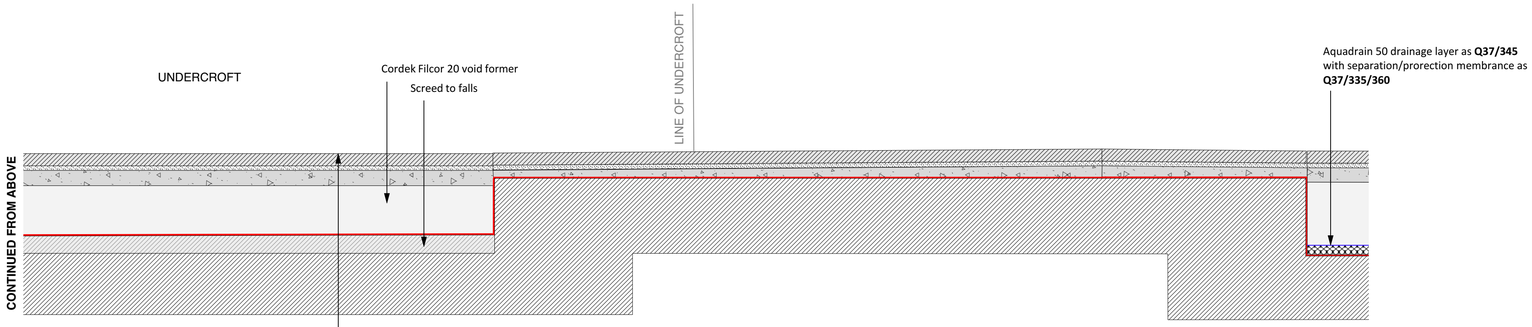


1:20 SECTION 105_C continued

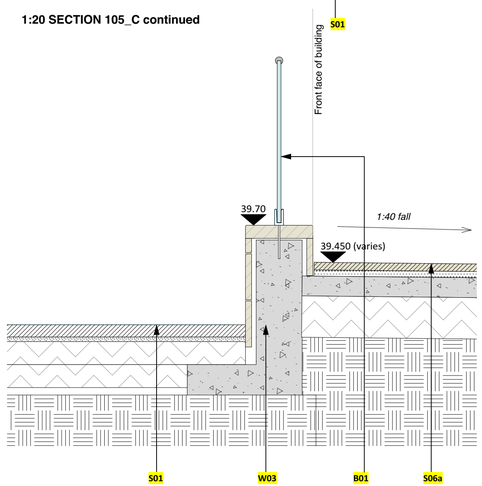


1:20 SECTION 105_A

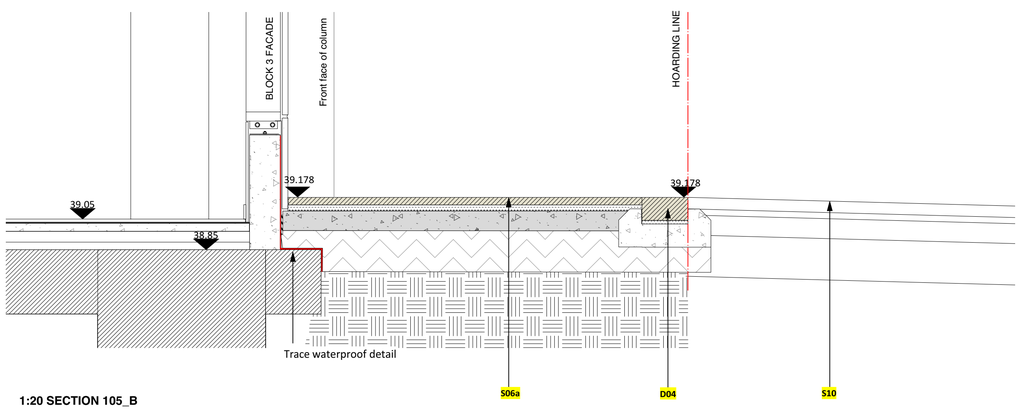


1:20 SECTION 105_B

**KEY**

**Notes**
1. Sections show typical arrangement - for landscape details refer to drawing series 0200 & 0400.
2. Sections do not account for insulation to building perimter. Level of facade concrete upstand to subcontractor design - level shown indicative. Refer to SHP drawings for building interface details. Sections show cladding/insulation ending 75mm below finished surface. Detail by others.
3. For details to screed, waterproofing and drainage perforations through podium slab refer to Trace drawings
4. For details to paving build up, footings, surface water drainage refer to drawings by ROC
5. For landscape specification refer to document: **252194-LPP-90-SW-L00-SSP-L-0600** - NBS **252194-LPP-90-SW-L00-SSP-L-0620** - Outline specification

**Surfaces:**
**S01:** Concrete slab paving as **Q25/315.** Refer to detail drawing **252194-LPP-95-SW-L00-DET-L-0210**

**S06:** Scoutmoor Yorkstone slab paving to match existing to footway. Refer to Curtin's drawing **061639-707 and 708** for details
S06a: 50mm thick.
S06b: 75 mm thick
(P1) stengthened construction (200mm reinforced concrete over 225mm subbase)
(P2) standard construction (130mm concrete road base over 270mm subbase)

**Walls / Boundaries**
**W03:** New sandstone faced wall as **F21/110** to boundary of Princess Street. Refer to detail drawing **252194-LPP-95-SW-L00-DET-L-0430**

**B01:** Glass balustrade. 1100mm height with steel handrail as **L37/350**. Refer to detail drawing **252194-LPP-95-SW-L00-DET-L-0430 & 432**

**B02:** Steel handrail to steps as **L37/310**. Refer to detail drawing **252194-LPP-95-SW-L00-DET-L-0460**

**Drainage:**
**D:** Proposed drainage: Refer to drawing **252194-LPP-52-SW-L00-DPL-L-0007** for details

**D04:** Flush Yorkstone channel as **Q10/120**

| | | | |
|---|---|---|---|
| **C8** | RD | 2021-04-14 | Final Construction issue |
| **C7** | RD | 2020-03-03 | Cladding detail amended |
| **C6** | RD | 2019-08-28 | Changes in line with agreed VE 13-8-19 |
| **C5** | RD | 2019-05-22 | Retaining wall detail updated as ROC detail. |
| **C4** | RD | 2019-05-02 | Balustrade detail reverted to Stage 4 proposal |
| **C3** | RD | 2019-02-12 | General updates to notes and waterproofing. |
| **C2** | RD | 2018-06-28 | Section B updated. S06 updated |
| **C1** | RD | 2018-06-21 | Construction issue |

© All information contained within this document remains copyright of Landscape Projects Ltd. and shall not be reproduced without prior consent.

(1) Do not scale from drawings - use written dimensions only. (2) All dimensions are in millimeters unless noted. (3) All dimensions shall be verified on site before proceeding with the work. (4) Landscape Projects shall be notified of any discrepancies. (5) Engineer to specify all sub-bases. Any below ground construction is indicative.

| Project Title | | | Drawing Title |
|---|---|---|---|
| **Manchester New Square**<br>Manchester | | | **Detailed Sections**<br>Princess Street |
| Drawn Date<br>2015-12-07 | Drawn<br>RD | Checked<br>NCS | |
| Scale<br>1:20 @ A1 | Status<br>Final | | Revision<br>**C8** |

Drawing No.

| | | | | | | | |
|---|---|---|---|---|---|---|---|
| **252194** | **LPP** | **90** | **SW** | **L00** | **DSE** | **L** | 0105 |

landscapeprojects

Landscape Architecture & Design

31 Blackfriars Road Salford Manchester M3 7AQ
PHONE: 0161 839 8336 FAX: 0161 839 7155
EMAIL: post@landscapeprojects.co.uk