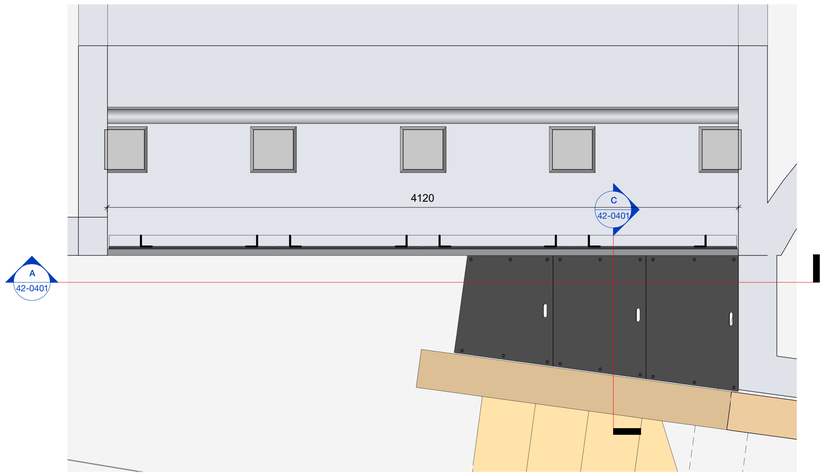

1 Plan at Bearing plate shelf level to North abutment
1 : 20

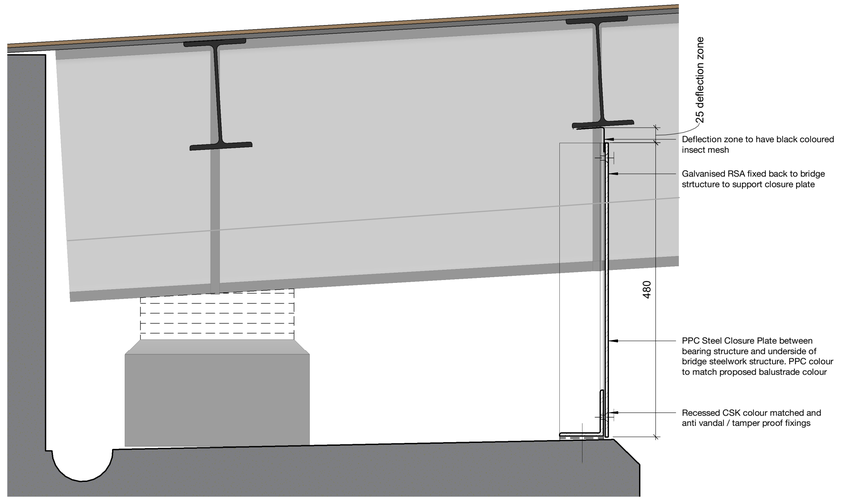

B Section B - through closing plate to North bearing plate
1 : 5

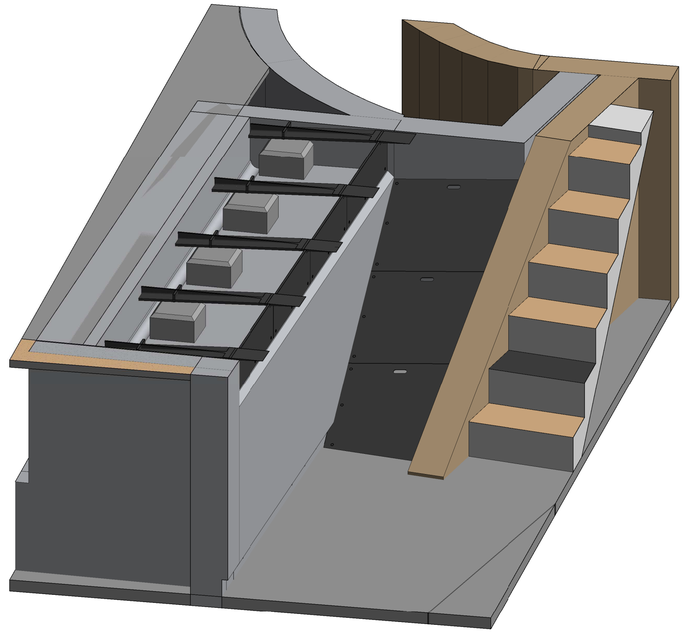

3D North abutment closure & bearing plate Axo

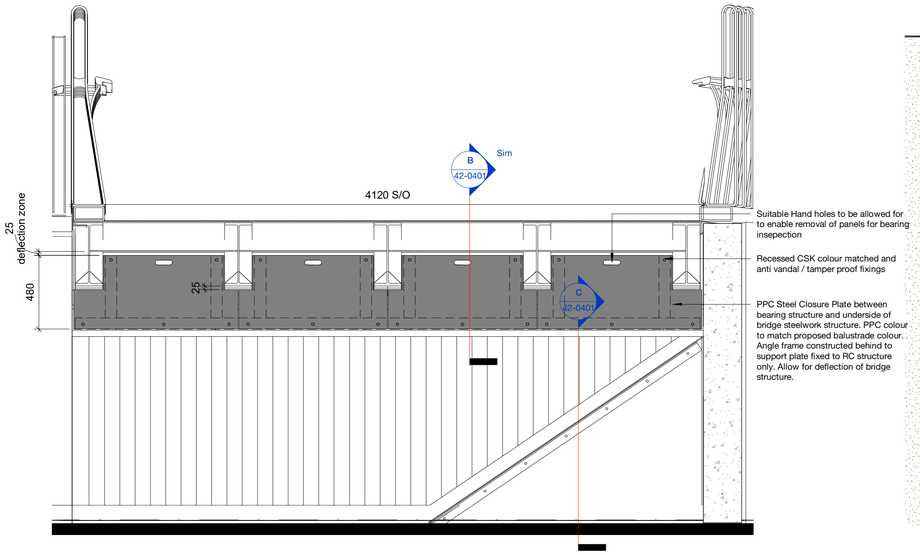

A Section A - towards North Abutment Bearing Shelf
1 : 20

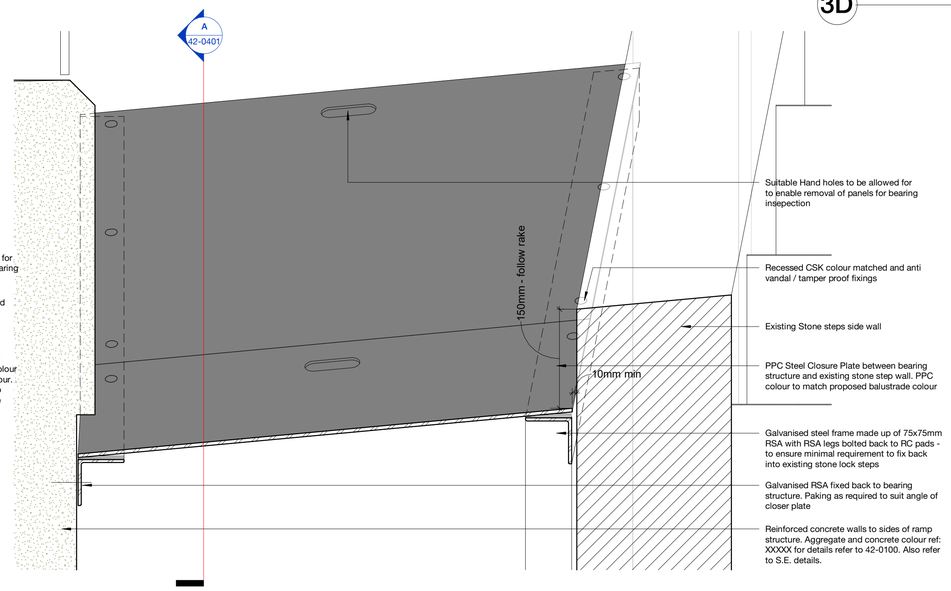

C Section C - through Angled step closure plate
1 : 5

Rev	Description	Date
P1	Initial Issue	06/12/22
P2	Bird slope amended according to MCC comments	19/05/23

Copyright Hawkins\Brown Architects
No implied licence exists. This drawing should not be used to calculate areas for the purposes of valuation. Do not scale this drawing. All dimensions to be checked on the site by the contractor and such dimensions to be their responsibility. All work must comply with relevant British Standards and Building Regulations requirements. Drawing errors and omissions to be reported to the architect. To be read in
conjunction with Architect's specification and other consultant information.

Scale @ A1	Date	Job Number	Project
As indicated	12/05/22	210131	Islington Cycle Bridge Lock No.3 Ashton Canal Manchester
Drawn By	Checked By	Status	
LW	JK	S2	
Drawing No.	Rev	Purpose of Issue	Drawing
ICB-HBA-00-00-DR-A-42-0401	P2	For Information	North Abutment Closure Flashings

3C Tariff Street
Manchester M1 2FF
mail@hawkinsbrown.com
hawkinsbrown.com

Hawkins\Brown