IWT 1 - Party Wall construction - Locally only
Facings:
2 x 15mm Knauf Soundshield Plus Board, within bathroom areas outside layer of board to be substituted with 15mm Knauf Performance Plus
Framing:
Twin frame - 50mm Knauf C Stud [0.55 gauge] at max. 600mm centres. (refer to Kanuf details and specification for wall height restrictions)
Insulation:
2 x 50mm Knauf insulation acoustic roll - Glass mineral wool to each stud, separated by 25mm cavity. (Ecose Technology)

Knauf acoustic non-setting mastic, as NBS Clause K10/510 is to be applied to the top of the skirting.
Mastic sealant should be detailed at the bottom of all skirtings with the top of the skirting shown fully caulked.
Existing timber skirting to be encapsulated and new MDF skirting as NBS Clause P20/200 is to be installed to match the profile of the existing skirting.

All existing external wall abutment with the new compartment floor build ups are to be filled by a perimeter intumescent mastic fire seal by the fire stopping sub-contractor and is to achieve a fire rating of 60 Minutes. The fire stopping sub-contractor is to provide a Technical Submission for the products that they are proposing to utilise in accordance with NBS Clause P12/338.

FT-1 - Structural deck floor build-up
Finish & Acoustics:
- 4mm vinyl flooring finish.
- 1 no. layer of 18mm T&G board with resilient acoustic layer below.
Structural Deck:
- New timber beam connected to existing structure via RSA. Acoustic dampening fixings to be used between steels and timbers.
- Suspended 50 x 125 C24 at 450mm c/c structural timber joist supported by level joist hangers on timber beams to SE spec. and details.
Other:
- 30mm Rokwool Slab 60kg/m³ (for fire resistance, acoustic requirements still tbc)
- 2 x 12mm Promat Supalux board to achieve 60min fire compartment floor
- 70 mm Existing/ new timber floorboards

Existing 70mm thick timber floorboards to be made good as required and highlighted in the Building Repair Scope of Works. Where new Proposed Floor board planks to match existing. All new timbers should be isolated from direct contact with the masonry using dpm at the timber-masonry interface and ventilated masonry pockets.

Existing timber beam to be intumescent painted to achieve 60 min fire rating integrity.

Perimeter timber wall plate fixed either side of window opening to masonry wall and supporting timber joists to new structural floor build-up.

Existing Lath and plaster ceiling to be cut back at perimeter to make way for tanking and wall lining system. Specialist to make good ceiling as necessary, to approved planning conditions release requirements.

New timber beam to be fixed either side of window reveal to support lath & plaster ends.

New metal bracket supporting historic sprinkler valve system piping

New stone head lintel to match existing, to window marked MS-LGW17/ NW.B00.17

Historic sprinkler valve system to be refurbished, stripped and re-painted as well as adjusted. Existing couplers to be increased in size in order for tanking and wall lining system to be installed. (indicated by 100mm dimension TBC ON SITE) Bracket increased to support cross pipe.

The sealing of gaps and air paths are to be in accordance with NBS Clause K10/510.

New fixed treated double glazed imitation painted timber sash window unit to match existing.

25mm Knauf Earthwool Thermal Roll to be provided beneath the proposed window sill board.

22mm Medium density fibreboard window cill board as NBS Clause P20/200A. Length and Width to suit existing openings with 50mm overhang at sill and jambs.

K10/155A
Internal Wall Type 06 as per 22 Series drawings:
Wall build up:
Facings:
Facings : 2 x 15mm Knauf Soundshield Plus Board, within bathroom areas outside layer of board to be substituted with 15mm Knauf Performance Plus.Boards are to be installed to one side of the stud only.
Framing:
70mm 'C' Stud (0.55mm gauge) at max 600mm centres, stud to be offset from the internal face of the existing wall by 50mm.
Insulation:
Complete with vapour check to metal studs as NBS Clause P10/310A, prior to the boards being installed, as added in 75mm Knauf RS45 Slab insulation.
Membrane Layer: Basement only
8mm Cavity Drainage Membrane Layer by specialist tanking sub-contractor with accompanying sealed brick plugs

Existing brickwork to be remediated and made good as per 21 Series drawings and documentations prior to tanking system being applied.

The sealing of gaps and air paths are to be in accordance with NBS Clause K10/510.

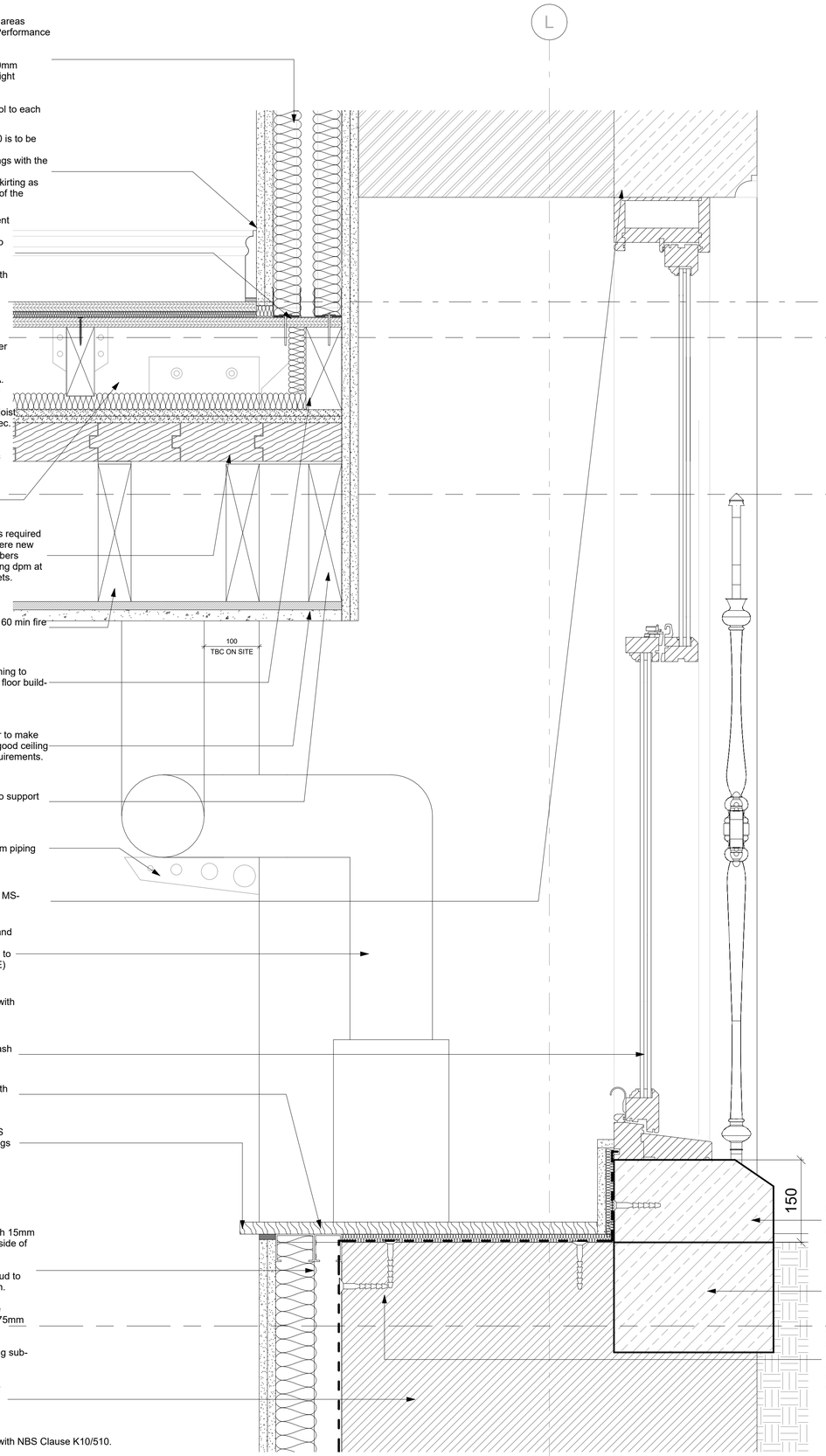

1 PLAN DETAIL
1 : 5

MH - 00 - GROUND FLOOR
1470

New rendered coining detail to match existing arrangement in line with planning approved specification and detailing, agreed with MCC. - to window marked MS-LGW17/ NW.B00.17.

Portland cement stucco to match existing petrographic specification and details, specialist sub-contractor to confirm exact details and coating in line with City of Westminster Stucco guidance.

3mm Tanking membrane to be chased and returned into existing brickwork.

Existing opening to be re-sized to match existing basement window openings with 140 mm Thomas Armstrong Ultralite 7.3N/mm² Low Density Lightweight Aggregate Blockwork tied in with Ancon Staifix Universal Wall Starter System to be fixed to existing wall to help support new wall. SE to approve. - to window marked MS-LGW17/ NW.B00.17.

New metal guard matching existing to be installed into existing brick reveal, factory primed and painted satin black with external grade enamel based metal paint

New fixed treated double glazed imitation painted timber sash window unit to match existing.

Knauf acoustic non-setting mastic, as NBS Clause K10/510 between glazing unit plasterboard with end trim piece fitted

Existing brickwork to be remediated and made good as per 21 Series drawings and documentations prior to tanking system being applied.

2 SECTION DETAIL
1 : 5

Proposed stone sill piece to match existing only where timber sill will not be located at 150mm minimum above external ground level.

Existing stone sill to be made good as per remedial works drawings and specifications.

Glazing specialist to perform site survey with tanking specialist to confirm placement of wall plugs in line with appropriate fixing as needed for primary glazing frame fixings, in order that tanking is not compromised during unit installation. Dry lining contractor to mark out positions of wall plugs in these areas.

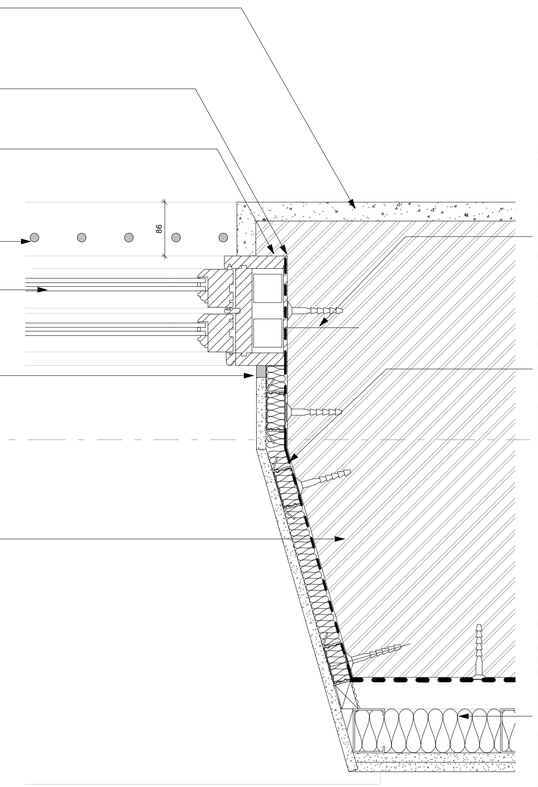

The sealing of gaps and air paths are to be in accordance with NBS Clause K10/510.

Glazing specialist to perform site survey with tanking specialist to confirm placement of wall plugs in line with appropriate fixing as needed for primary glazing frame fixings, in order that tanking is not compromised during unit installation. Dry lining contractor to mark out positions of wall plugs in these areas.

K10/175A
Internal Wall Type 05 as per 22 Series drawings:
Wall build up:
Facings:
Facings : 1 x 15mm Knauf Performance Plus.
Framing:
Knauf GypLyner Brackets at max 600mm centres
Insulation:
1x25mm Knauf Earthwool Thermal Roll Building Slab RS45 (Ecose Technology)
Membrane Layer: Basement only
3mm Cavity Drainage Membrane Layer by specialist tanking sub-contractor with accompanying sealed brick plugs

K10/155A
Internal Wall Type 06 as per 22 Series drawings:
Wall build up:
Facings:
Facings : 2 x 15mm Knauf Soundshield Plus Board, within bathroom areas outside layer of board to be substituted with 15mm Knauf Performance Plus.Boards are to be installed to one side of the stud only.
Framing:
70mm 'C' Stud (0.55mm gauge) at max 600mm centres, stud to be offset from the internal face of the existing wall by 50mm.
Insulation:
Complete with vapour check to metal studs as NBS Clause P10/310A, prior to the boards being installed, as added in 75mm Knauf RS45 Slab insulation.
Membrane Layer: Basement only
8mm Cavity Drainage Membrane Layer by specialist tanking sub-contractor with accompanying sealed brick plugs

REFERENCE PLAN

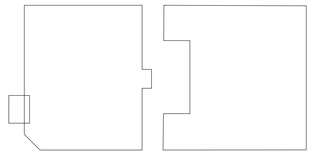

GENERAL NOTES

1. ALL DIMENSIONS ARE IN MILLIMETRES UNLESS OTHERWISE STATED
2. ALL LEVELS ARE IN METRES UNLESS OTHERWISE STATED
3. DIMENSIONS ARE NOT TO BE SCALED FROM THE DRAWING
4. ALL WORK TO BE CARRIED OUT IN ACCORDANCE WITH THE CURRENT EDITION OF THE BUILDING REGULATIONS 1991 (INCLUDING AMENDMENTS) AND ALL RELEVANT BRITISH STANDARDS/CODES OF PRACTICE
5. CONTRACTOR IS RESPONSIBLE FOR THE CORRECT SETTING OUT OF THE WORKS ON SITE, ALL DIMENSIONS TO BE CHECKED PRIOR TO FABRICATION OF MATERIALS
6. THIS DRAWING IS TO BE READ IN CONJUNCTION WITH ALL RELEVANT DRAWINGS AND SPECIFICATIONS
7. THIS DRAWING SHALL NOT BE DUPLICATED WITHOUT THE EXPRESS WRITTEN PERMISSION OF BEECH DESIGN AND BUILD LIMITED

Rev	Description	By	Date
A	ISSUED FOR CONDITIONS RELEASE	NP	15.05.23

MANCHESTER design + build

CLIENT:

PICCADILLY WAREHOUSE
PROJECT:

LGF SPRINKLER VALVE WINDOW DETAILS
MINDEL HOUSE
DRAWING TITLE:

PLANNING
DRAWING STATUS:

DRAWN: NP | CHECKED: NP
SCALE @ A1: As indicated | DATE: 18.08.21

013-MDB-MH-XX-DT-A-0013 | A
DRAWING NUMBER: | REV:

(A1)