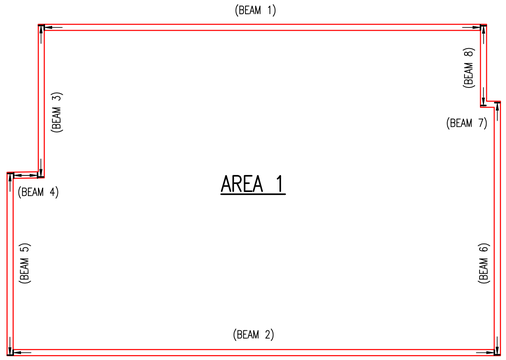

AREA 1 UPSTAND PLAN

(SCALE 1:100)

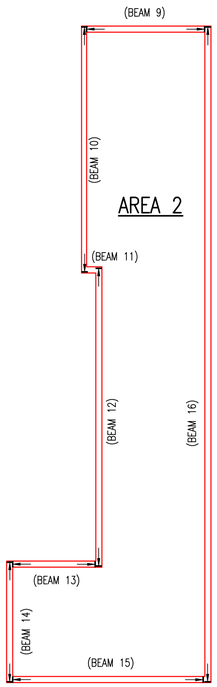

AREA 2 UPSTAND PLAN

(SCALE 1:100)

FOR BAR BENDING SCHEDULE REFER TO
SUTCLIFFE BAR SCHEDULE
33196-SUT-ZZ-XX-BBS-4000-001

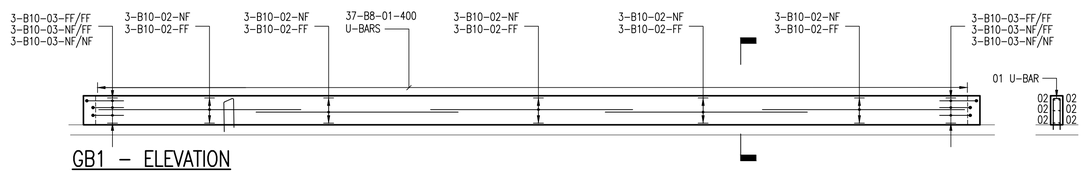

GB1 – ELEVATION

(SCALE 1:50)

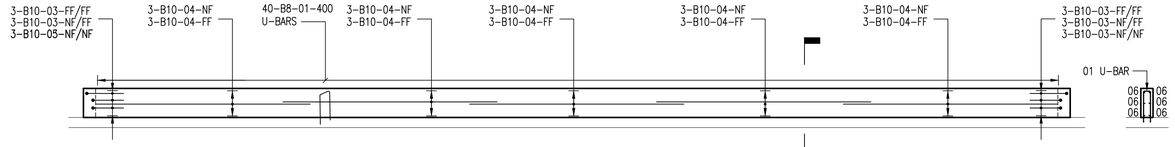

GB2 – ELEVATION

(SCALE 1:50)

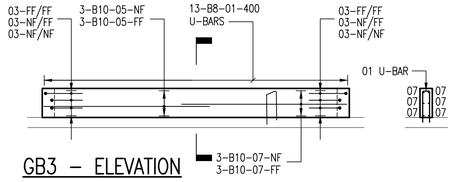

GB3 – ELEVATION

(SCALE 1:50)

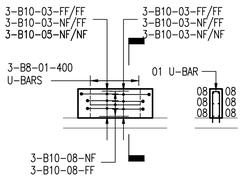

GB4 – ELEVATION

(SCALE 1:50)

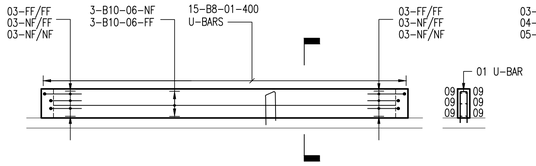

GB5 – ELEVATION

(SCALE 1:50)

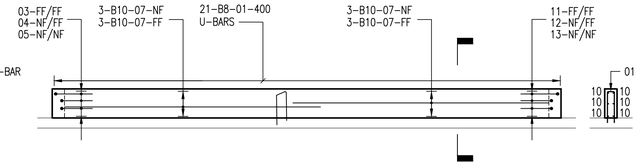

GB6 – ELEVATION

(SCALE 1:50)

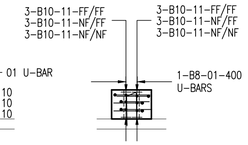

GB7 – ELEVATION

(SCALE 1:50)

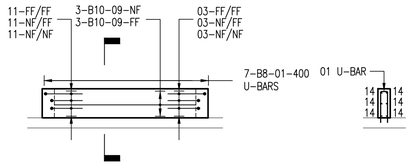

GB8 – ELEVATION

(SCALE 1:50)

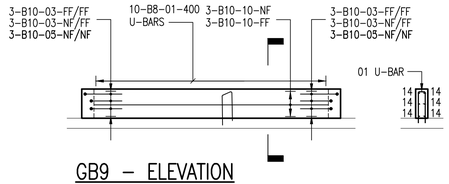

GB9 – ELEVATION

(SCALE 1:50)

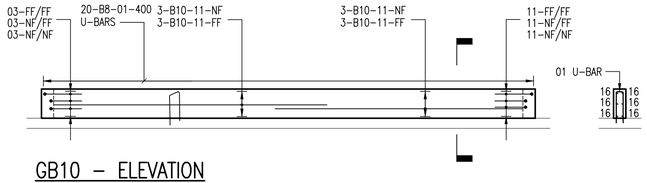

GB10 – ELEVATION

(SCALE 1:50)

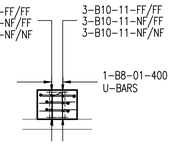

GB11 – ELEVATION

(SCALE 1:50)

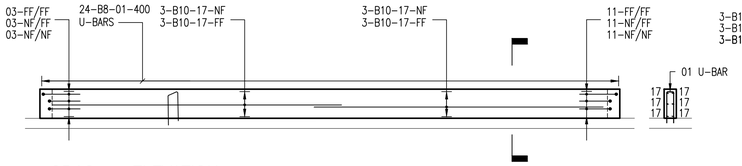

GB12 – ELEVATION

(SCALE 1:50)

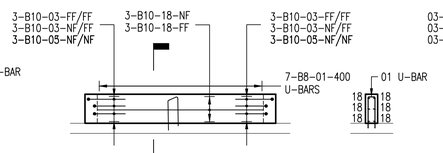

GB13 – ELEVATION

(SCALE 1:50)

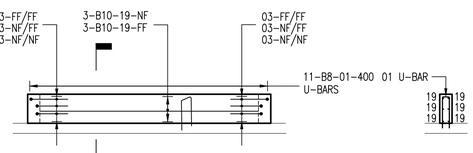

GB14 – ELEVATION

(SCALE 1:50)

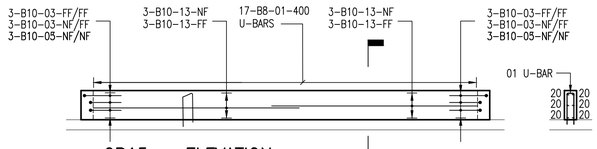

GB15 – ELEVATION

(SCALE 1:50)

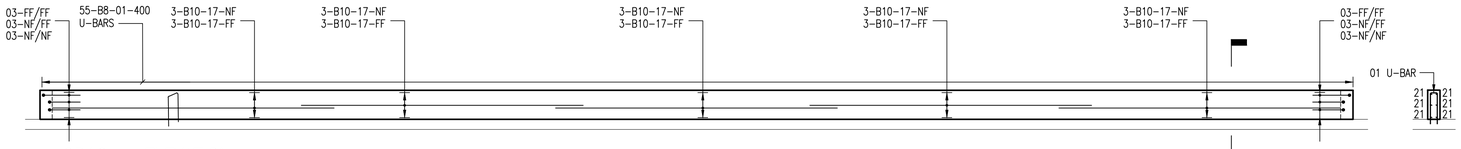

GB16 – ELEVATION

(SCALE 1:50)

GENERAL NOTES

DO NOT SCALE OFF THIS DRAWING

THIS DRAWING TO READ IN CONJUNCTION WITH ALL RELEVANT STRUCTURAL AND ARCHITECTURAL DRAWINGS AND SPECIFICATIONS.

ALL DIMENSIONS TO BE CHECKED ON SITE BY THE CONTRACTOR / FABRICATOR PRIOR TO COMMENCEMENT OF WORKS.

ALL DIMENSIONS ARE IN MILLIMETRES UNLESS STATED OTHERWISE.

ALL WORKS TO BE CARRIED OUT IN STRICT ACCORDANCE WITH THE ENGINEER'S SPECIFICATIONS, RELEVANT BRITISH STANDARDS, STATUTORY HEALTH AND SAFETY/C.D.M. REGULATIONS, RELEVANT CODES OF PRACTICE AND THE CURRENT EDITION OF THE BUILDING REGULATIONS.

FOR FINAL SETTING OUT INFORMATION RELATING TO GRID LINES AND WALL POSITIONS REFER TO THE ARCHITECT'S DRAWINGS.

REINFORCED CONCRETE (C25/30)

DESIGN SULFATE CLASS: DS-1
ACEC CLASSIFICATION: AC-1
DESIGN CHEMICAL CLASS: DC-1

REINFORCED CONCRETE TO BE GRADE C25/30
MINIMUM CEMENT CONTENT 260 kg/m^3
WATER/CEMENT RATIO OF 0.65
MAXIMUM AGGREGATE SIZE 20mm.

MINIMUM CONCRETE COVER TO BE 40mm TOP, 40mm BTM AND SIDES UNLESS NOTED OTHERWISE.
ALL REINFORCEMENT TO BE GRADE B500B OR B500C TO COMPLY WITH BS4449 AND TO BE CUT AND BENT TO BS8666.

CONTRACTOR TO USE APPROVED SPACER BLOCKS & REBAR SAFETY CAPS. CONTRACTOR MUST ENSURE ANY PROTRUDING BARS ARE TO HAVE SAFETY CAPS FITTED TO ENDS PRIOR TO NEXT LIFT/POUR/CONNECTION.

REINFORCEMENT MINIMUM LAPS FOR C25/30
BOTTOM LAYER (GOOD BOND CONDITIONS):

B8 : 330mm	B10 : 440mm
B12 : 570mm	B16 : 830mm
B20 : 1090mm	B25 : 1420mm
B32 : 1810mm	B40 : 2460mm

TOP LAYER (POOR BOND CONDITIONS):

B8 : 460mm	B10 : 670mm
B12 : 810mm	B16 : 1190mm
B20 : 1560mm	B25 : 2020mm
B32 : 2580mm	B40 : 3510mm

ALL LAPS AND INTERSECTIONS OF BARS SHALL BE SECURELY CONNECTED WITH MALLEABLE IRON WIRE OF A SUITABLE SIZE OR OTHER APPROVED METHOD OF FIXING.

ALL REINFORCEMENT SHALL BE ACCURATELY PLACED, SECURED AND MAINTAINED IN POSITION. THE GENERAL CONTRACTOR SHALL BE RESPONSIBLE FOR PROVIDING ALL NECESSARY STOOLS, CHAIRS AND SPACERS REQUIRED TO SUPPORT AND RESTRAIN REINFORCEMENT.

MESH REINFORCEMENT TO HAVE A MINIMUM LAP OF 460mm UNLESS NOTED OTHERWISE.

ALL CONCRETE TO BE ADEQUATELY VIBRO COMPACTED (ON PLACING) TO ENSURE THAT ALL VOIDS ARE REMOVED.

ALL WORKS ARE TO CARRIED OUT IN ACCORDANCE WITH ALL THE RELEVANT BRITISH STANDARD CODES OF PRACTICE.

REINFORCED CONCRETE DETAILING NOTES

ABBREVIATIONS

B	–	B–BOTTOM.
T	–	TOP.
B1	–	BARS IN BOTTOM (1st LAYER).
B2	–	BARS IN BOTTOM (2nd LAYER).
T1	–	BARS IN TOP (1st LAYER).
T2	–	BARS IN TOP (2nd LAYER).
N1	–	NEAR FACE (OUTER LAYER).
N2	–	NEAR FACE (INNER LAYER).
F1	–	FAR FACE (OUTER LAYER).
F2	–	FAR FACE (INNER LAYER).
AB	–	ALTERNATE BARS.
ABR	–	ALTERNATE BARS REVERSED.
ABS	–	ALTERNATE BARS STAGGERED.
NF	–	NEAR FACE.
FF	–	FAR FACE.
EF	–	EACH FACE.
UB	–	U BARS.
TB	–	TROMBONE BARS.
DB	–	DOWEL BARS.

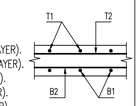

SLABS

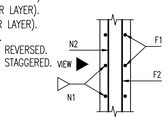

WALLS

Rev	Description	Date	By	Chkd
P01	PRELIMINARY ISSUE	21.04.23	MA	CB

Drawing Status
PRELIMINARY

Sutcliffe
Structural & Civil Engineering
Geotechnical & Environmental Investigations
Building Surveying
Pre Planning Services
Liverpool Head Office: 0151 227 3155
Manchester Office: 0161 817 5160
North Wales Office: 01978 664 071
London Office: 020 8974 4320
www.sutcliffe.co.uk

Client
EAMAR DEVELOPMENTS UK

Project
SAN COURT
WILMSLOW ROAD
MANCHESTER

Drawing Title
PROPOSED BLUE ROOF
RC UPSTAND DETAILS
SHEET 1 OF 2

Date	Drawn By	Checked By	
APRIL 2023	MA	CB	
Scale at A1	Project Number	Status	Revision
AS INDICATED	33196	SO	P01

Sheet Number
33196-SUT-ZZ-B1-DR-DR-S-400