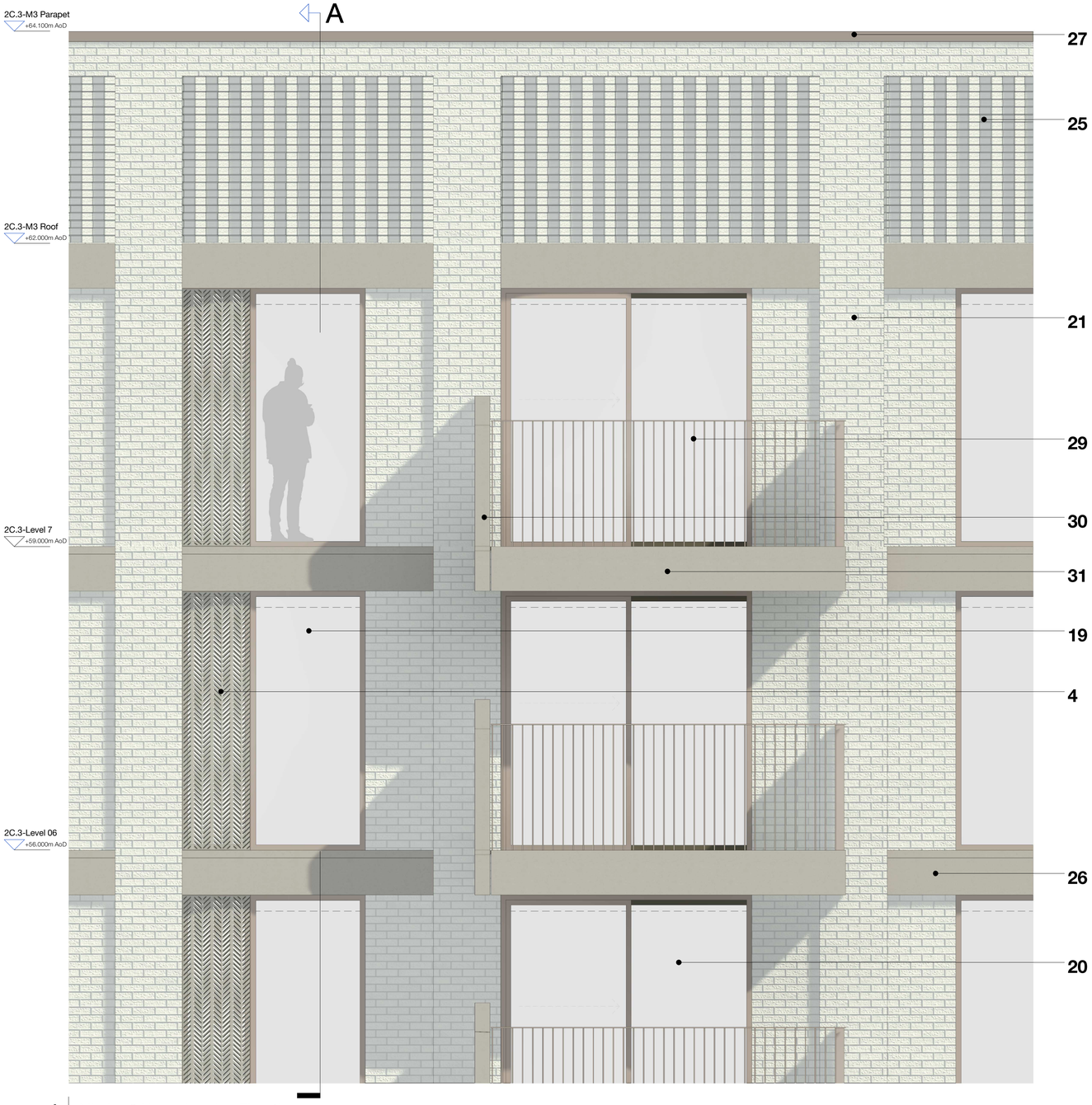

1 Midrise 3 Upper Levels - Elevation

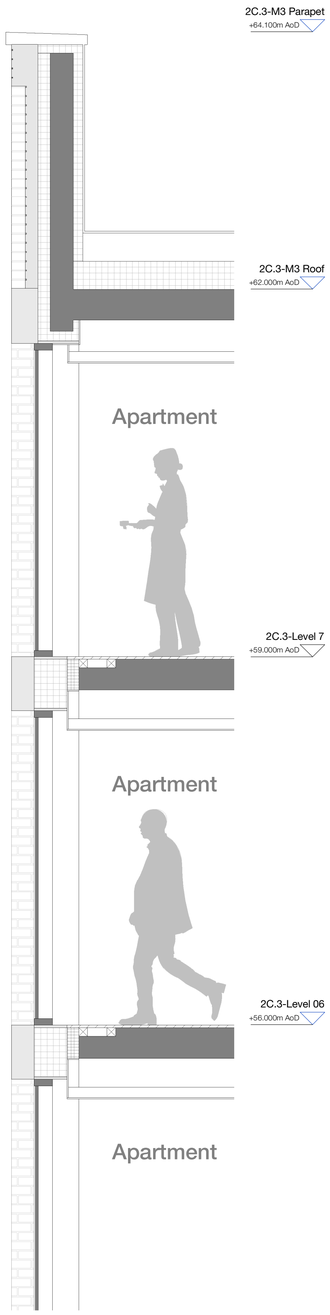

A Section

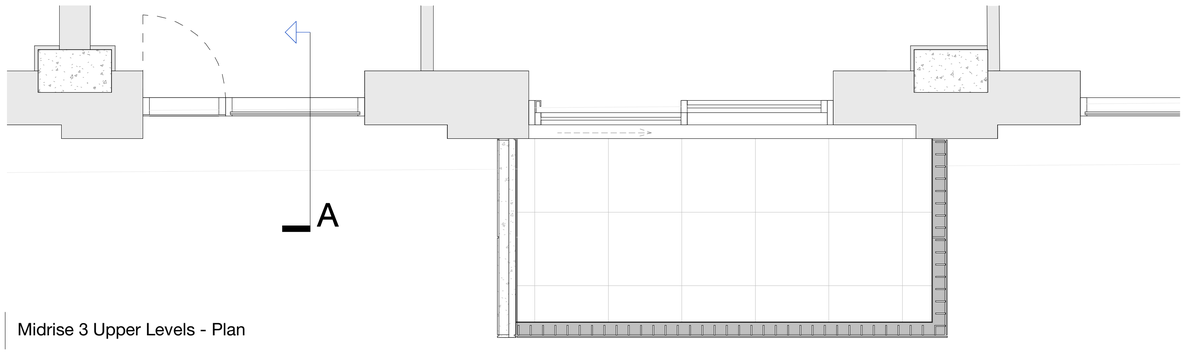

2 Midrise 3 Upper Levels - Plan

Copyright Hawkins\Brown Architects
No implied licence exists. This drawing should not be used to calculate areas for the purposes of valuation. Do not scale this drawing. All dimensions to be checked on the site by the contractor and such dimensions to be their responsibility. All work must comply with relevant British Standards and Building Regulations requirements. Drawing errors and omissions to be reported to the architect. To be read in conjunction with Architect's specification and other consultant information.

Rev	Description	Date
P01	Issued for Planning	24.03.23
P02	Issued for Planning	31.03.23

Materials Key:

1. Anodised aluminium panel, pale bronze colour
2. Anodised aluminium panel, natural anodised colour
3. Anodised aluminium panel with perforations. Openable panel behind for purge ventilation. (Colour and specification to be agreed upon discharging conditions)
4. Anodic-coated aluminium panel with perforations. Openable panel behind for purge ventilation. (Colour and specification to be agreed upon discharging conditions)
5. Anodised aluminium panel with perforations. Non-openable backing to match appearance of vent panels. (Colour and specification to be agreed upon discharging conditions)
6. Anodic-coated aluminium panel with perforations. Non-openable backing to match appearance of vent panels. (Colour and specification to be agreed upon discharging conditions)
7. Anodic-coated aluminium paneled service door with perforations. (Colour and specification to be agreed upon discharging conditions)
8. Anodised aluminium feature fin (Colour and specification to be agreed upon discharging conditions)
9. Anodised aluminium feature soffit with recessed down-lighting (Colour and specification to be agreed upon discharging conditions)
10. Clear fixed vision glass
11. Glass infill spandrel with opaque back box
12. Clear curtain walling vision glass with structural sealed joint
13. Clear curtain walling vision glass with expressed fin caps to mullions
14. Clear curtain walling vision glass with green terracotta 'baguette' vertical fins fixed to mullions
15. Spandrel of green terracotta between vertical terracotta fins
16. Fine-textured green terracotta cladding
17. Broad-profiled green terracotta cladding
18. Perforated aluminium sinusoidal veil, with windows concealed behind
19. Aluminium framed window
20. Aluminium framed glazed door
21. Brickwork with colour-matched mortar, stretcher bond
22. Brick detail of Flemish bond with projecting headers
23. Brick vent detail of Flemish bond with removed headers to conceal commercial vent outlets
24. Soldier course brickwork with colour-matched mortar
25. Vertical corduroy brick detail
26. Pigmented pre-cast concrete sill, colour to match brickwork
27. Pigmented pre-cast concrete coping, colour to match brickwork
28. Pigmented pre-cast concrete surround to recessed commercial glazing
29. Slender steel flat bar balcony railings
30. Solid metal screen to one side of balcony
31. Solid metal fascia and soffit to balcony
32. Illuminated signage set behind glazing
33. Large format supergraphic signage, façade-fixed and illuminated
34. Projecting slender box signage fixed to party wall brick pier
35. Exposed concrete feature column

26-28 Hilton Street
Manchester M1 2EH
mail@hawkinsbrown.com
hawkinsbrown.com
Hawkins\Brown

Project
Red Bank NT02/03
Dantzic Street
Manchester
M4 4HF

Drawing
Bay Study - Midrise 3 Upper Levels

Scale @ A1	Date
1 : 25	March 2023

Drawn By	Checked By
MV	JT

Job Number	Status	Purpose of Issue
210263	S2	For Approval

Drawing No.
RDB-HBA-2C-ZZ-DR-AR-080257

Rev
P02