4. Front - Existing
1 : 100

5. Left Side - Existing
1 : 100

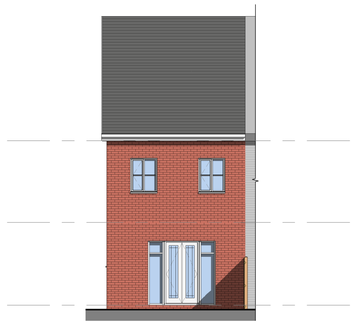

6. Rear - Existing
1 : 100

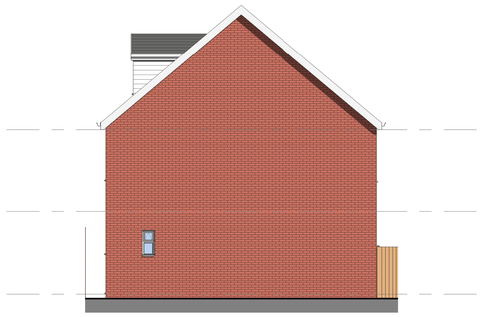

7. Right Side - Existing
1 : 100

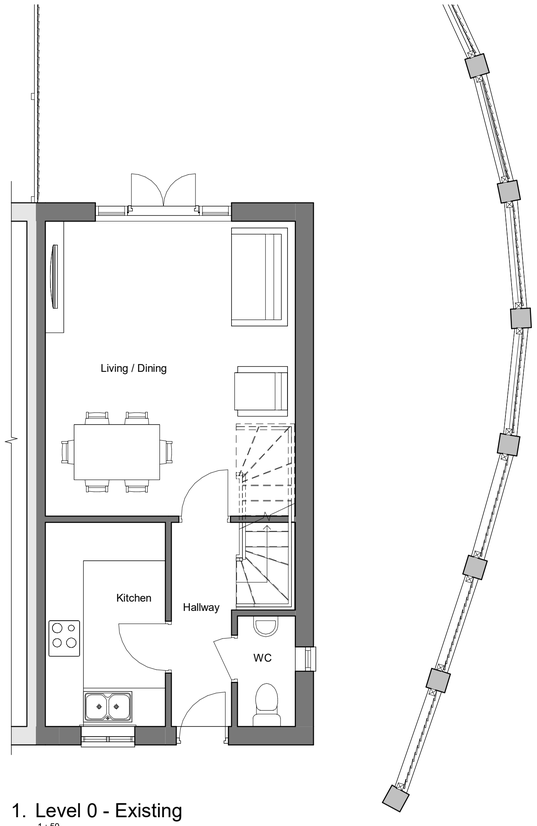

1. Level 0 - Existing
1 : 50

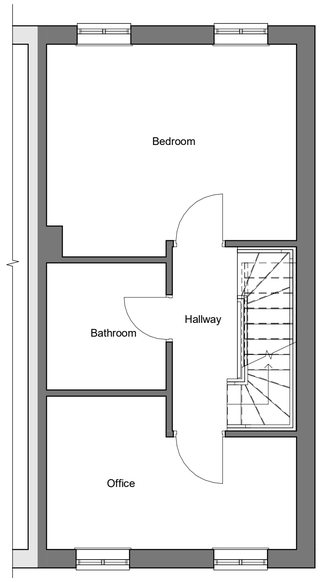

2. Level 1 - Existing
1 : 50

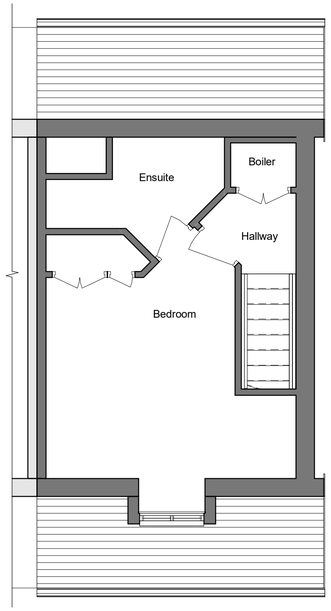

3. Level 2 - Existing
1 : 50

1 0 1 2 3 4 5
SCALE 1:100 m

0.5 0 0.5 1 1.5 2 2.5
SCALE 1:50 m

REV	DESCRIPTION	BY	DATE

MELIA ARCHITECTS

meliaarchitects.com office@meliaarchitects.com 0161 729 0936

PROJECT	3 Roch Bank
PROJECT NO.	MA23005.
CLIENT	E Jacobs
DATE	20 JUN 2023
DRAWN BY	ER
TITLE	Existing Plans and Elevations
SHEET NO. 002.	REV.
SCALE @ A3	As indicated

NOTES

© COPYRIGHT : ALL RIGHTS RESERVED. NO PART OF THIS PUBLICATION MAY BE REPRODUCED, IN ANY FORM OR BY ANY MEANS WITHOUT PRIOR WRITTEN PERMISSION FROM THE DESIGNER. ALL DIMENSIONS AND SETTING OUT ARE TO BE CHECKED AND CONFIRMED ON SITE BEFORE COMMENCEMENT OF WORK. ANY VARIATION IS TO BE REPORTED TO THE DESIGNER PRIOR TO THE COMMENCEMENT OF ANY WORK. ALL WORK AND MATERIALS TO BE IN ACCORDANCE WITH CURRENT STATUTORY LEGISLATION, RELEVANT CODES OF PRACTICE AND BRITISH STANDARDS. ALL DIMENSIONS ON THIS DRAWING ARE IN MILLIMETRES UNLESS STATED OTHERWISE.