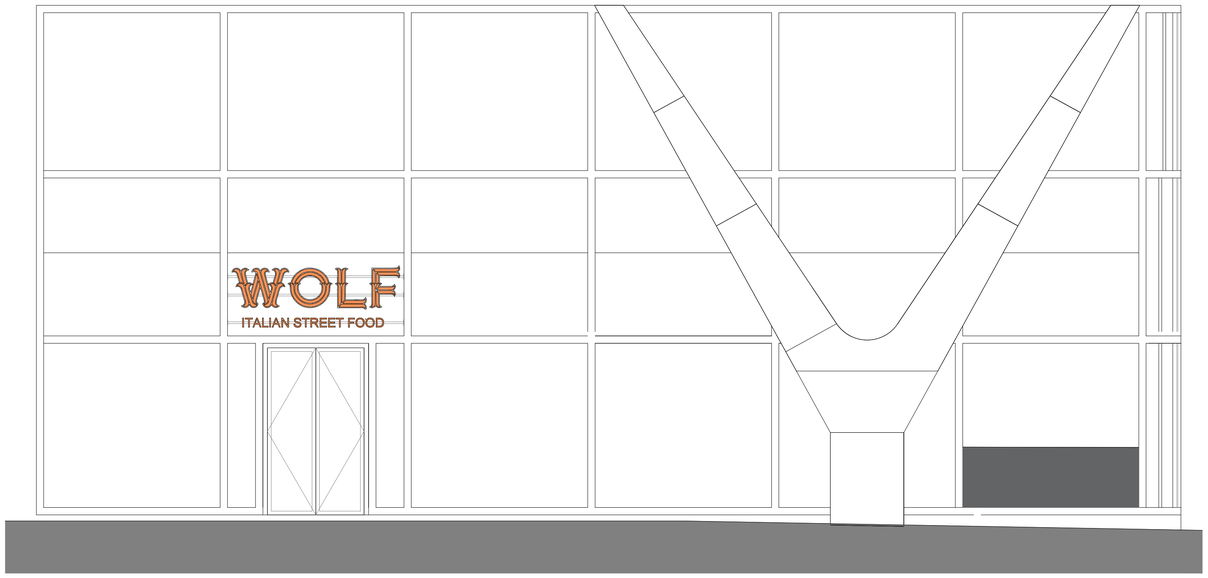

01 160 EXISTING SHOPFRONT ELEVATION - THE AVENUE
SCALE - 1:50@A1 ELEVATION

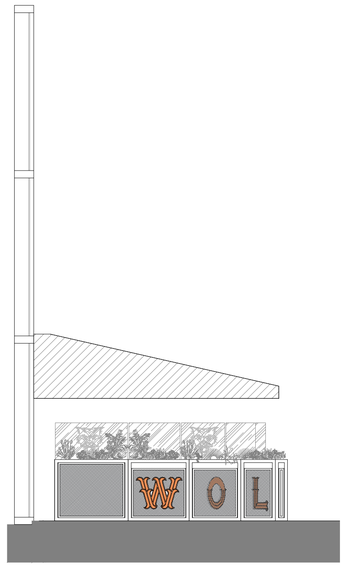

02 160 EXISTING SIDE ELEVATION - VIEW FROM DEANSGATE
SCALE - 1:50@A1 ELEVATION

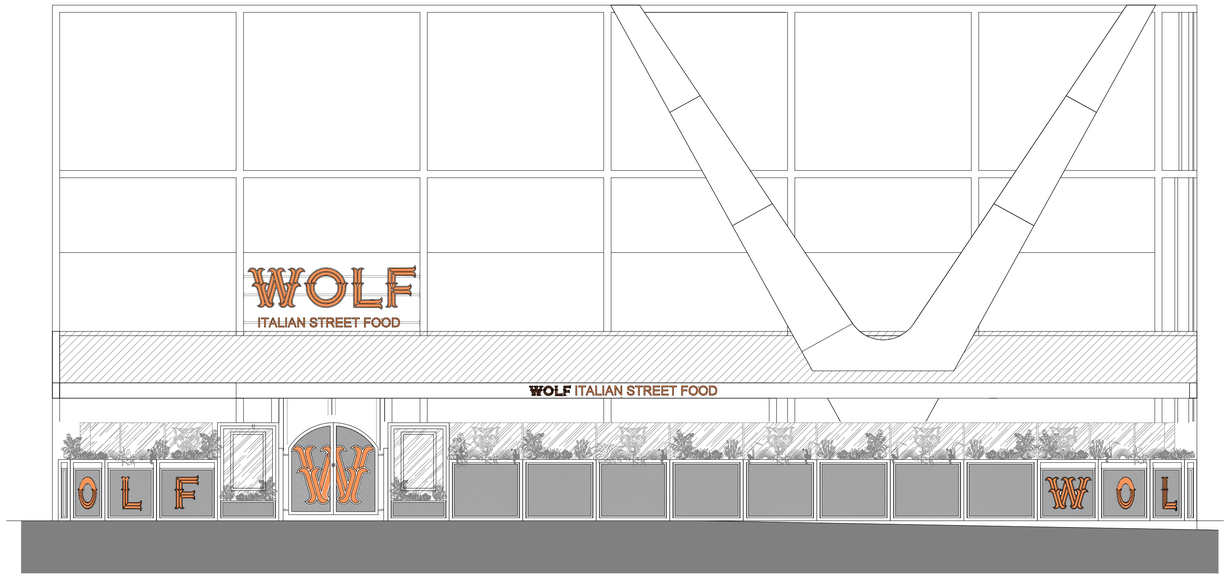

03 160 EXISTING EXTERNAL SEATING ELEVATION - THE AVENUE
SCALE - 1:50@A1 ELEVATION

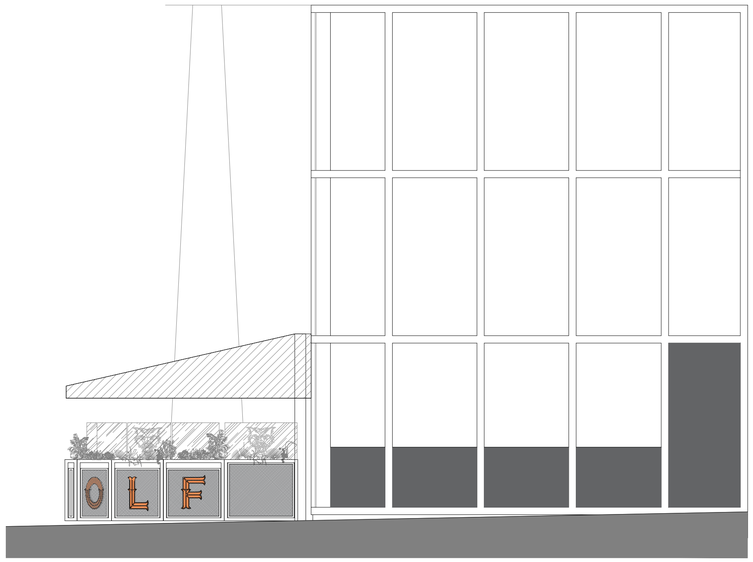

04 160 EXISTING SIDE ELEVATION - VIEW FROM SPINNINGFIELDS
SCALE - 1:50@A1 ELEVATION

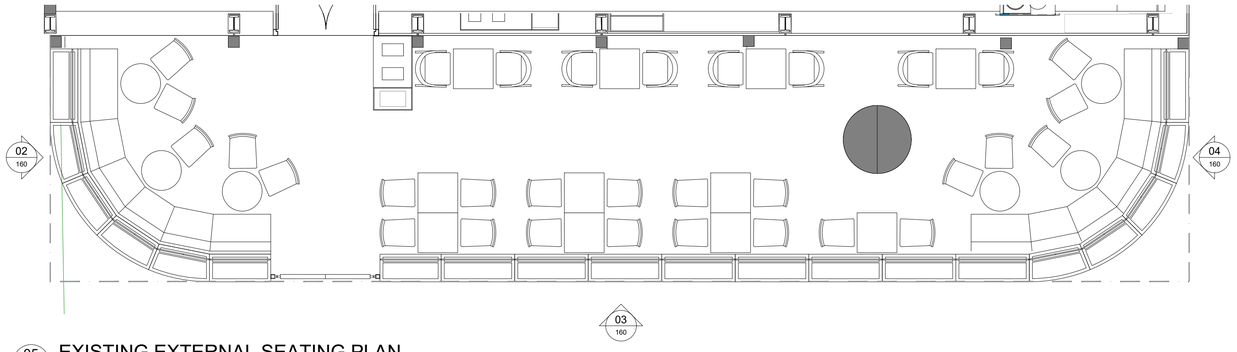

05 160 EXISTING EXTERNAL SEATING PLAN
SCALE - 1:50@A1 PLAN

NOTES

ORIGINAL A1

DO NOT SCALE FROM THIS DRAWING.
ALL DIMENSIONS TO BE CHECKED ON SITE.
(DRAWINGS MAYBE SCALED FOR LOCAL AUTHORITY & PLANNING PURPOSE ONLY)
COPYRIGHT PROTECTED.

0 0.5 1.0 2.0 2.5m
Scale 1:50

FOR PLANNING
DO NOT USE FOR CONSTRUCTION

CONSULTANT REFERENCES IN DRAWING:

STRUCTURAL - REF/REVISION

GENERAL NOTES:

THE CONTRACTOR IS NOT TO SCALE FROM THIS DRAWING BUT FOLLOW THE WRITTEN FINISHED DIMENSIONS. ANY DISCREPANCIES BETWEEN THE DRAWING AND THE OTHER CONTRACT DOCUMENTS OR ANY DISCREPANCIES WITHIN A DRAWING OR BETWEEN DRAWINGS MUST BE REPORTED IMMEDIATELY TO THE ARCHITECT.

THE CONTRACTOR IS TO INSPECT THE SITE PRIOR TO TENDER AND IS RESPONSIBLE FOR STRIPPING OUT IN ACCORDANCE WITH THE DRAWINGS ENSURING THAT THE WORK IS UNDERTAKEN SAFELY.

THE CONTRACTOR WILL BE RESPONSIBLE FOR THE SETTING OUT OF THE WORKS.

CONTRACTOR IS TO ALLOW FOR ALL FIRE STOPPING THROUGH WALLS, CEILINGS AND FLOORS.

THE ELECTRICAL INSTALLATION IS TO BE IN ACCORDANCE WITH THE CURRENT EDITION OF THE IEE REGULATIONS AND ALL CABLING TO BE LSF.

THE CONTRACTOR IS RESPONSIBLE FOR THE DETAILED SERVICES DESIGN INCLUDING LOADINGS, CABLE AND PIPEWORK ROUTES AND PIPEWORK / CABLE SIZING AND SPECIFICATION. ALL CABLE TRAY, MS CONDUIT AND OTHER SERVICES ARE TO BE EXPOSED BELOW SLAB/ CEILINGS.

ANY H&V PROPOSAL IS INDICATIVE ONLY AND THE SPECIALIST CONTRACTOR IS TO BE RESPONSIBLE FOR THE DETAIL DESIGN & ALL SWITCH/ SOCKET OUTLETS TO COMPLY WITH CLIENT'S STANDARD SPECIFICATION. ANY SOCKETS IN RETAIL AREA TO BE FINISHED BRUSHED STAINLESS STEEL.

NOTE - ALL EXISTING FIRE RESISTING ENCLOSURES TO SERVICE RISERS TO BE MAINTAINED OR MADE GOOD WHERE DISTURBED. NEW AND EXISTING CABLES, PIPES,AND DUCTS PASSING THROUGH FIRE RESISTING CONSTRUCTION TO BE ADEQUATELY FIRE STOPPED. NEW AND EXISTING DUCTWORK PASSING THROUGH FIRE RESISTING CONSTRUCTION TO HAVE FIRE DAMPERS.

ANY WALL, CEILING LININGS TO BE TO EUROCLASS A (CLASS O EQUIVALENT).

CONTRACTOR AND SUPPLIERS OF SPECIALIST JOINERY/ EQUIPMENT TO ENSURE ALL TIMBER MATERIALS ARE TREATED WITH FIRE RETARDANT FINISH TO ACHIEVE CLASS 0 RATING. MDF TO BE ACHIEVE CLASS 0 RATED.

CONTRACTOR AND SUPPLIERS OF SPECIALIST EQUIPMENT TO PROVIDE FIRE RATING CERTIFICATES FOR ALL SPECIALIST LININGS AND LAMINATES TO BE USED FOR NWR APPROVAL.

ALL PAINTS TO BE WATER BASED

ALL DIMENSIONS TO BE CHECKED ON SITE PRIOR TO ANY MANUFACTURE OR CONSTRUCTION OF EQUIPMENT, FINISH, SIGNAGE ETC.

REV	DATE	DESCRIPTION	DRAWN	CHECKED

A X I

ADDRESS : CALICO 4TH FLOOR 53-55 MOSELY ST ,M2 3HQ
TELEPHONE : +44 (0)161 879 7357
EMAIL : www.axi.studio
COMPANY No : 11847325

CLIENT
DEAR SAILOR LIMITED
VALE MILL VALE STREET
BOLTON BL2 6QF

PROJECT
DEAR SAILOR
SPINNINGFIELDS
MANCHESTER

DRAWING REFERENCE
EXTERNAL SEATING AND SIGNAGE
ELEVATIONS AND PLAN
AS EXISTING

JOB REFERENCE	DRAWING SCALE	DATE	DRAWN	CHECKED
22 - 086	1:50 @ A1		FWE	ARB

DRAWING REFERENCE	STAGE	REV
AXI - 060	03	