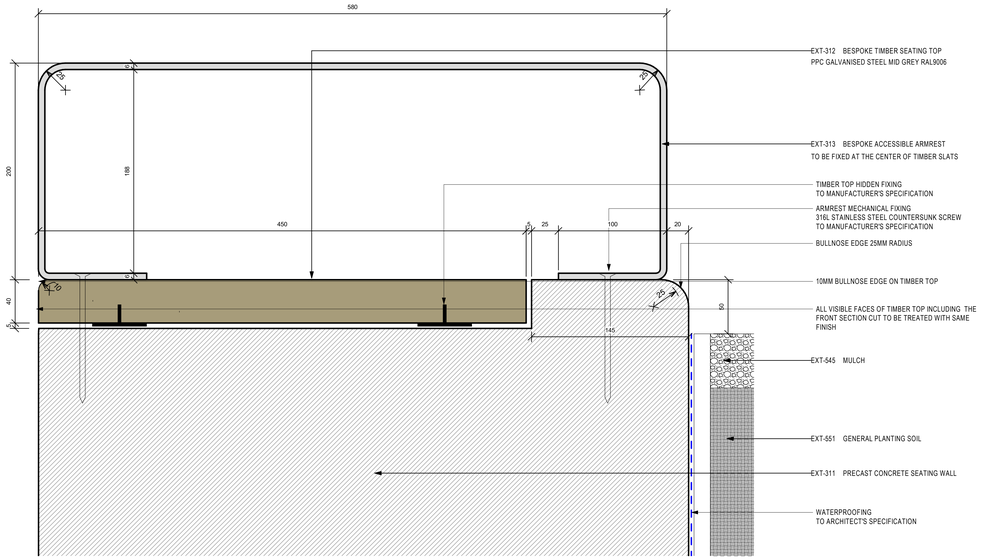

1 TYPICAL ARMREST DETAIL_FIXED ON TIMBER TOP
1 : 2

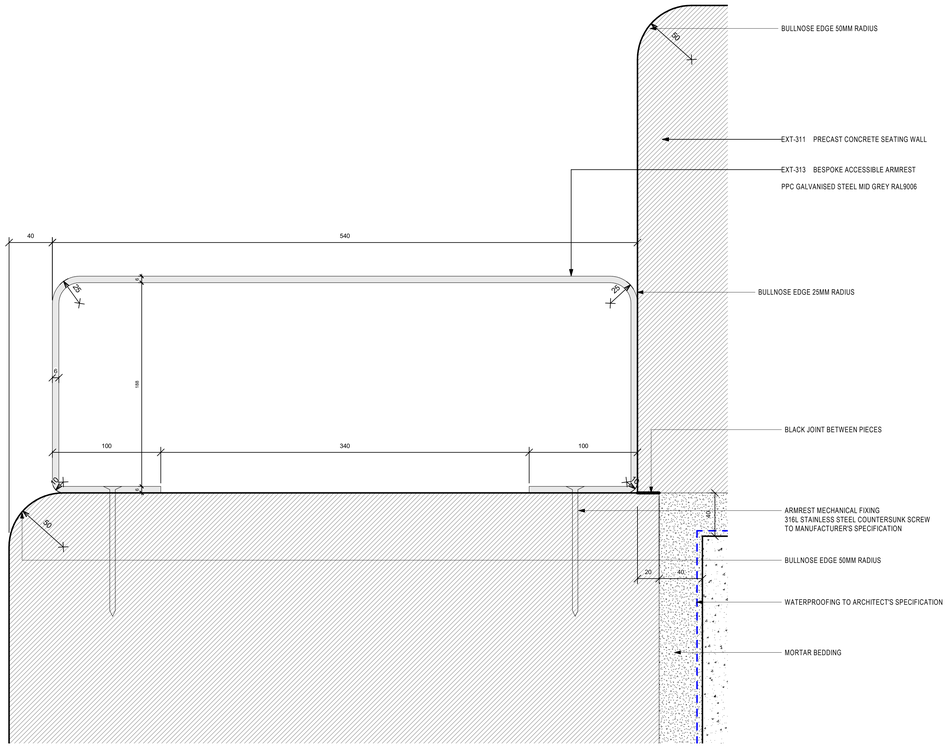

2 TYPICAL ARMREST DETAIL_FIXED ON PRECAST CONCRETE
1 : 2

Suitability Code (as defined in ISO 19650-2:2018).

Work in Progress (WIP)
S0 - Initial Status

Shared (Non- Contractual)
S1 - Suitable for co-ordination
S2 - Suitable for information
S3 - Suitable for review & comment
S4 - Suitable for stage approval
S5 - Withdrawn
S6 - Suitable for PIM authorisation
S7 - Suitable for AIM authorisation

Published (Contractual)
A1, A2, A3, Etc - Authorised and accepted
B1,B2,B3, Etc. - Partial sign-off (with comments)

Published (AIM Acceptance)
CR - As constructed record document

KEY PLAN

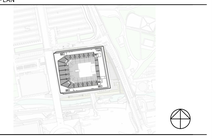

NOTES.

1. ALL JOINTS BETWEEN SEATING WALL PIECES TO BE BLACK
2. ALL ARM RESTS TO BE FIXED AT THE CENTER OF TIMBER SLATS
3. FOR SECTION OF MODULES REFER TO BRA-POP-ZZ-01-DR-L-8304
4. FOR GENERAL SECTIONS REFER TO BRA-POP-ZZ-01-DR-L-8313

THIS DRAWING IS ONLY TO SCALE IF IT IS REPRODUCED AT THE CORRECT PAPER SIZE

1:2@A0

0 0.025 0.05 0.075 0.1 0.2
m

ALL INTERNAL LAYOUTS AND USES ARE SHOWN FOR ILLUSTRATIVE PORPOSES ONLY AND ARE NOT FOR DETERMINATION

Safety, Health and Environmental Information

In addition to the hazards / risks normally associated with the types of work detailed on this drawing, note the following risks and information:

Construction	See risk register No abnormal risks identified with this package of work

For information relating to Use, Cleaning and Maintenance see the Health and Safety File. It is assumed that all works will be carried out by a competant contractor working, where appropriate, to an approved method statement.

client

OVG INTERNATIONAL

© COPYRIGHT. ALL RIGHTS RESERVED.

THIS WORK IS COPYRIGHT AND CANNOT BE REPRODUCED OR COPIED IN ANY FORM OR BY ANY OTHER MEANS (GRAPHIC, ELECTRONIC OR MECHANICAL INCLUDING PHOTOCOPYING) WITHOUT THE WRITTEN PERMISSION OF POPULOUS ANY LICENSE, EXPRESS OR IMPLIED, TO USE THIS DOCUMENT FOR ANY PURPOSE WHATSOEVER IS RESTRICTED TO THE TERMS OF THE AGREEMENT OR IMPLIED AGREEMENT BETWEEN POPULOUS AND THE INSTRUCTING PARTY.

USE FIGURED DIMENSIONS IN PREFERENCE TO SCALED. CHECK ALL DIMENSIONS ON SITE BEFORE FABRICATION OR SETTING OUT

architect

POPULOUS®

14 BLADES COURT | DEODAR ROAD | LONDON | SW15 2NU | UNITED KINGDOM
TELEPHONE +44 (0)20 8874 7666 FACSIMILE +44 (0)20 8874 7470

ALL PRODUCTION & INTELLECTUAL PROPERTY RIGHTS RESERVED © POPULOUS 2009

REVISIONS

REV	DATE	DESCRIPTION
00	30.04.2021	STAGE 4B PRECAST SEATING WALL VE RFI#364
01	16.07.2021	STAGE 4B SEATING WALL TO INCORPORATE VE
C01	21.01.2022	SEATING WALL ISSUED FOR CONSTRUCTION

project name **Co-op Live**

title SEATING WALL
TYPICAL ARMREST DETAILS
LEVEL 01

purpose of issue: STAGE 4B

scale	1 : 2 @ A0	drawn	FP	Project no.	Suitability
date	30.04.2021	checked	TJ	4933	S3

reference: project code BRA originator POP volume ZZ level 01 type DR role L number 8360 — rev. C01