Existing Site Plan

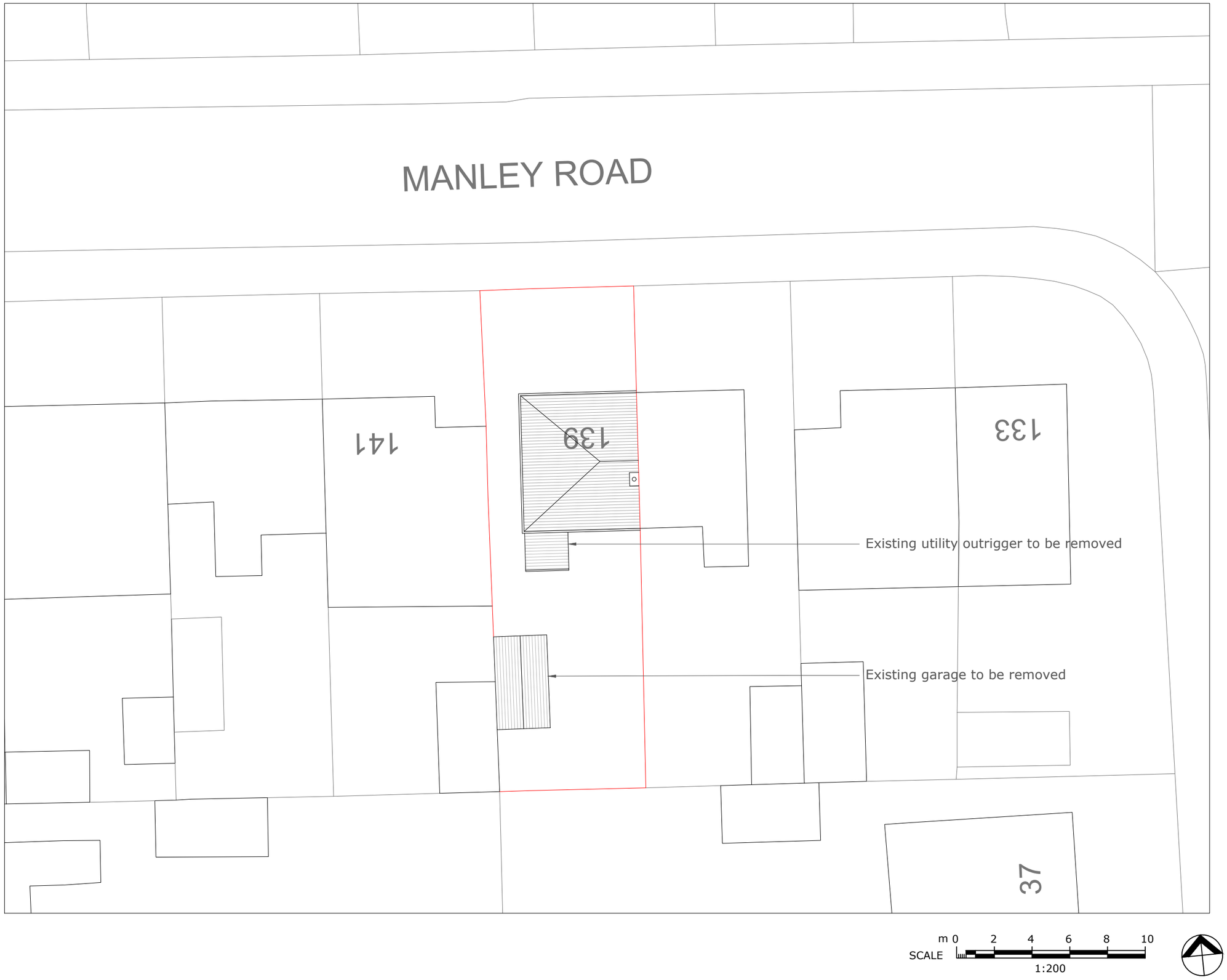

Mulholland Architecture

E chris@mulhollandarchitecture.co.uk
M +44 (0)7923156723

© COPYRIGHT This drawing is protected by copyright and shall not be reproduced in any form without first gaining permission from Mulholland Architecture Ltd

Mulholland Architecture shall have no responsibility for any use made of this document other than for which it was prepared and issued.

All dimensions and levels should be checked on site. All dimensions to be taken on site prior to manufacture of any component or element. Do not scale from this drawing. Please report any discrepancies to Mulholland Architecture.

All works to be in accordance with all current editions and relevant clauses of building regulations, British Standards, Codes of Practice and HSE directives even if not stated.

All pipes, drains, services etc to be accurately located on site prior to demolition/excavation/construction. All disturbed surfaces to be made good thereafter.

Final building works to be in accordance with relevant building regulations - Structural engineers drawings to supercede drawn information.

If in doubt, ask.

Revision	Date	Author
*	14/08/23	

Stage: Existing Drawings

Drawing Title:	Drawing Size:
Existing Site Plan	1:200 @A2

Project:	Job Number: 045
Ground Floor Rear Extension inc. Internal Remodelling	

Client: Jane & Andrea

Site Address: 139 Manley Road, Manchester, M16 8NF

Drawn: CM	Date: Aug '23	Stage: P
Reviewed by:	Drawing No.	Revision:
CM	Ex-45-002	

Existing Ground Floor Plan

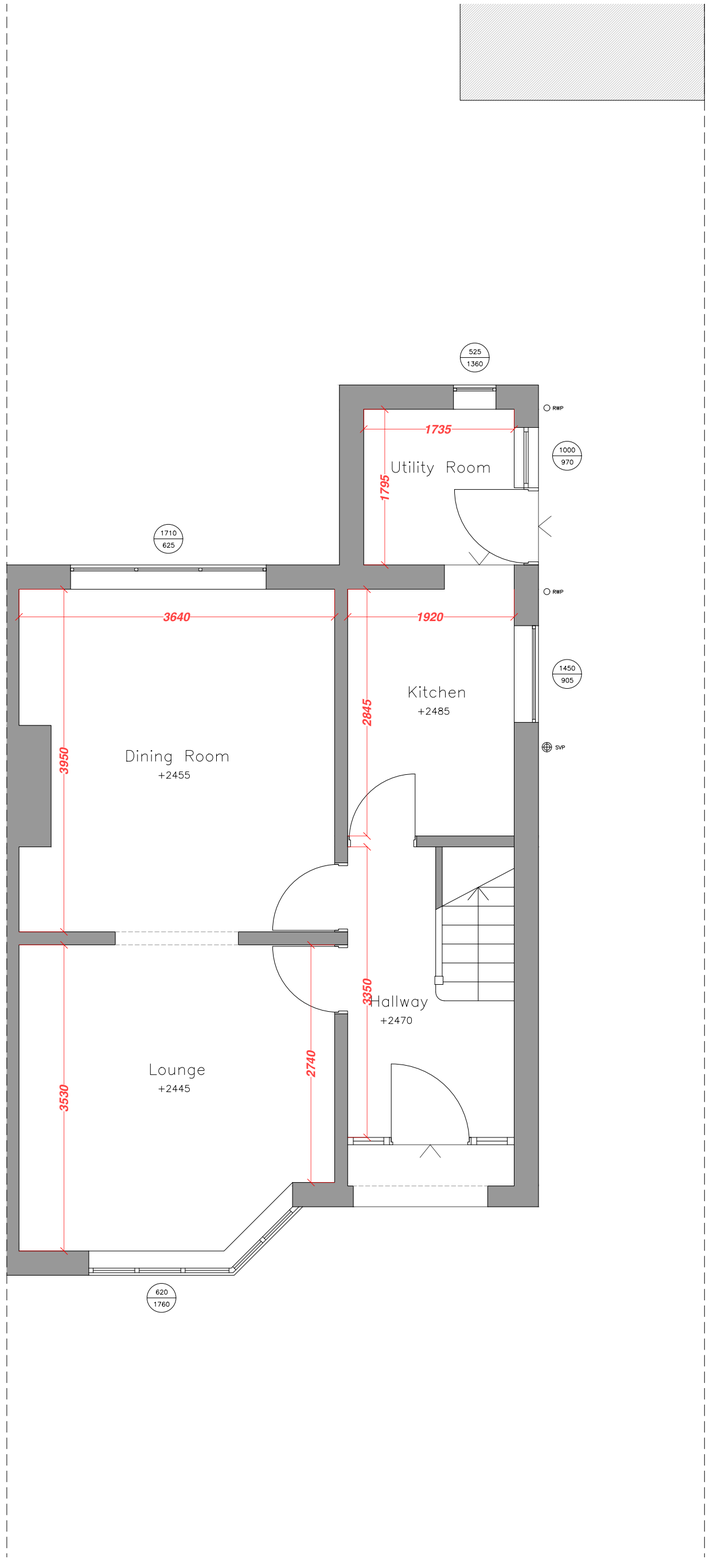

Existing First Floor Plan

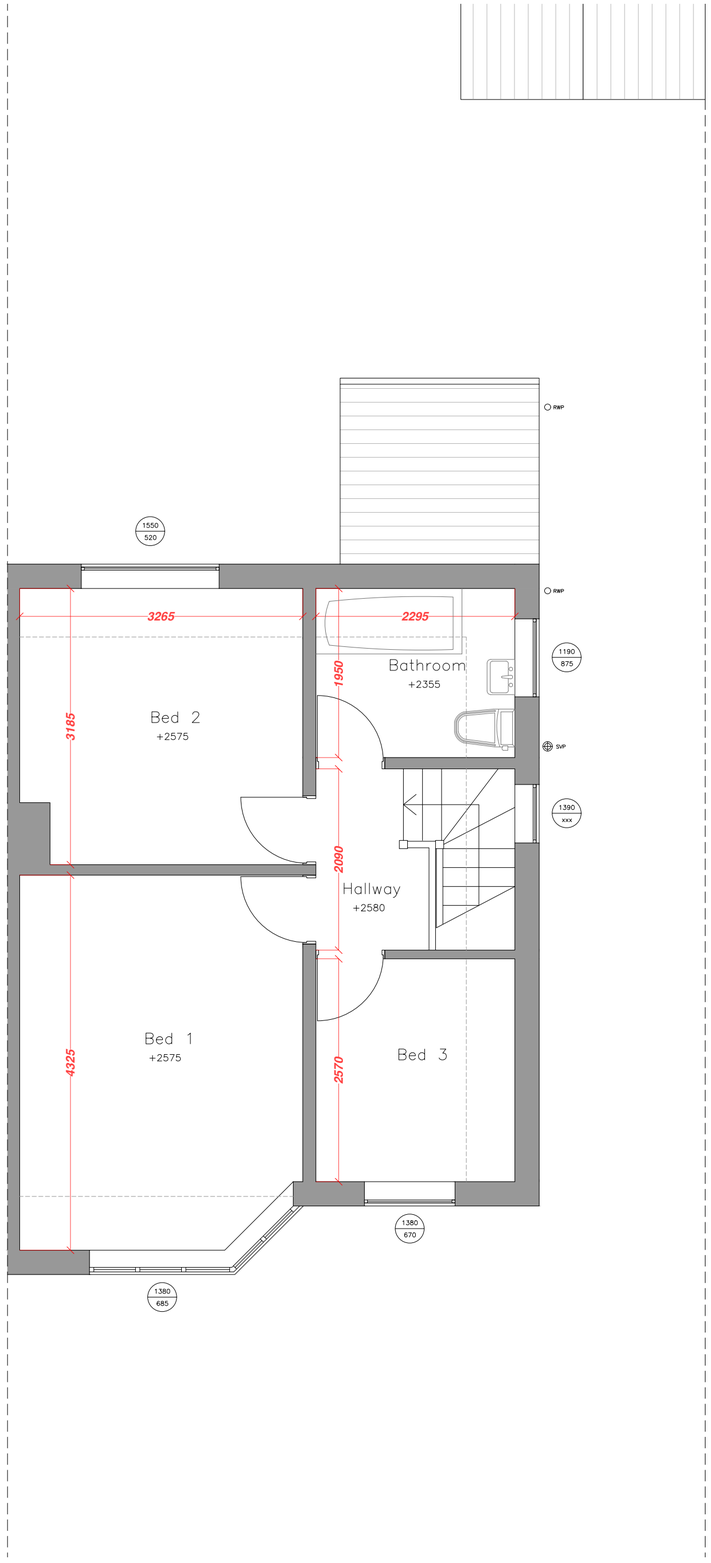

SCALE

m 0 1 2 3 4 5

1:50

Mulholland
Architecture

E chris@mulhollandarchitecture.co.uk
M +44 (0)7923156723

© COPYRIGHT This drawing is protected by copyright and shall not be reproduced in any form without first gaining permission from Mulholland Architecture Ltd

Mulholland Architecture shall have no responsibility for any use made of this document other than for which it was prepared and issued.

All dimensions and levels should be checked on site. All dimensions to be taken on site prior to manufacture of any component or element. Do not scale from this drawing. Please report any discrepancies to Mulholland Architecture.

All works to be in accordance with all current editions and relevant clauses of building regulations, British Standards, Codes of Practice and HSE directives even if not stated.

All pipes, drains, services etc to be accurately located on site prior to demolition/excavation/construction. All disturbed surfaces to be made good thereafter.

Final building works to be in accordance with relevant building regulations - Structural engineers drawings to supercede drawn information.

If in doubt, ask.

Revision	Date	Author
*	14/08/23	

Stage: Existing Drawings

Drawing Title:	Drawing Size:
Existing Ground & First Floor Plan	1:50 @A2

Project: Ground Floor Rear Extension inc. Internal Remodelling

Job Number: 045

Client: Jane & Andrea

Site Address: 139 Manley Road, Manchester, M16 8NF

Drawn: CM	Date: Aug '23	Stage: P
Reviewed by:	Drawing No.	Revision:
CM	Ex-045-100	

Existing Roof Plan



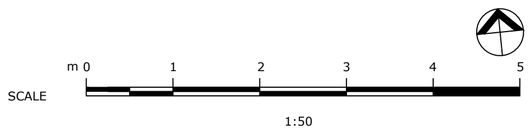

Mulholland
Architecture

E chris@mulhollandarchitecture.co.uk
M +44 (0)7923156723

© COPYRIGHT This drawing is protected by copyright and shall not be reproduced in any form without first gaining permission from Mulholland Architecture Ltd

Mulholland Architecture shall have no responsibility for any use made of this document other than for which it was prepared and issued.

All dimensions and levels should be checked on site. All dimensions to be taken on site prior to manufacture of any component or element. Do not scale from this drawing. Please report any discrepancies to Mulholland Architecture.

All works to be in accordance with all current editions and relevant clauses of building regulations, British Standards, Codes of Practice and HSE directives even if not stated.

All pipes, drains, services etc to be accurately located on site prior to demolition/excavation/construction. All disturbed surfaces to be made good thereafter.

Final building works to be in accordance with relevant building regulations - Structural engineers drawings to supercede drawn information.

If in doubt, ask.

Revision	Date	Author
*	14/08/23	

Stage:
Existing Drawings

Drawing Title:	Drawing Size:
Existing Roof Plan	1:50 @A2

Project:	Job Number: 045
Ground Floor Rear Extension inc. Internal Remodelling	

Client:
Jane & Andrea

Site Address:
139 Manley Road, Manchester, M16 8NF

Drawn: CM	Date: Aug '23	Stage: P
Reviewed by:	Drawing No.	Revision:
CM	Ex-045-101	

Existing Front Elevation

SCALE m 0 1 2 3 4 5

1:50

Mulholland
Architecture

E chris@mulhollandarchitecture.co.uk
M +44 (0)7923156723

© COPYRIGHT This drawing is protected by copyright and shall not be reproduced in any form without first gaining permission from Mulholland Architecture Ltd

Mulholland Architecture shall have no responsibility for any use made of this document other than for which it was prepared and issued.

All dimensions and levels should be checked on site. All dimensions to be taken on site prior to manufacture of any component or element. Do not scale from this drawing. Please report any discrepancies to Mulholland Architecture.

All works to be in accordance with all current editions and relevant clauses of building regulations, British Standards, Codes of Practice and HSE directives even if not stated.

All pipes, drains, services etc to be accurately located on site prior to demolition/excavation/construction. All disturbed surfaces to be made good thereafter.

Final building works to be in accordance with relevant building regulations - Structural engineers drawings to supercede drawn information.

If in doubt, ask.

Revision	Date	Author
*	14/08/23	

Stage: Existing Drawings

Drawing Title:	Drawing Size:
Existing Front Elevation	1:50 @A2

Project: Ground Floor Rear Extension inc. Internal Remodelling

Job Number: 045

Client: Jane & Andrea

Site Address: 139 Manley Road, Manchester, M16 8NF

Drawn: CM	Date: Aug '23	Stage: P
Reviewed by:	Drawing No.	Revision:
CM	Ex-045-200	

Existing Rear Elevation

SCALE m 0 1 2 3 4 5

1:50

Mulholland
Architecture

E chris@mulhollandarchitecture.co.uk
M +44 (0)7923156723

© COPYRIGHT This drawing is protected by copyright and shall not be reproduced in any form without first gaining permission from Mulholland Architecture Ltd

Mulholland Architecture shall have no responsibility for any use made of this document other than for which it was prepared and issued.

All dimensions and levels should be checked on site. All dimensions to be taken on site prior to manufacture of any component or element. Do not scale from this drawing. Please report any discrepancies to Mulholland Architecture.

All works to be in accordance with all current editions and relevant clauses of building regulations, British Standards, Codes of Practice and HSE directives even if not stated.

All pipes, drains, services etc to be accurately located on site prior to demolition/excavation/construction. All disturbed surfaces to be made good thereafter.

Final building works to be in accordance with relevant building regulations - Structural engineers drawings to supercede drawn information.

If in doubt, ask.

Revision	Date	Author
*	14/08/23	

Stage: Existing Drawings

Drawing Title:	Drawing Size:
Existing Rear Elevation	1:50 @A2

Project:	Job Number: 045
Ground Floor Rear Extension inc. Internal Remodelling	

Client: Jane & Andrea

Site Address: 139 Manley Road, Manchester, M16 8NF

Drawn: CM	Date: Aug '23	Stage: P
Reviewed by:	Drawing No.	Revision:
CM	Ex-045-201	

Existing Side Elevation

SCALE m 0 1 2 3 4 5

1:50

Mulholland
Architecture

E chris@mulhollandarchitecture.co.uk
M +44 (0)7923156723

© COPYRIGHT This drawing is protected by copyright and shall not be reproduced in any form without first gaining permission from Mulholland Architecture Ltd

Mulholland Architecture shall have no responsibility for any use made of this document other than for which it was prepared and issued.

All dimensions and levels should be checked on site. All dimensions to be taken on site prior to manufacture of any component or element. Do not scale from this drawing. Please report any discrepancies to Mulholland Architecture.

All works to be in accordance with all current editions and relevant clauses of building regulations, British Standards, Codes of Practice and HSE directives even if not stated.

All pipes, drains, services etc to be accurately located on site prior to demolition/excavation/construction. All disturbed surfaces to be made good thereafter.

Final building works to be in accordance with relevant building regulations - Structural engineers drawings to supercede drawn information.

If in doubt, ask.

Revision	Date	Author
*	14/08/23	

Stage: Existing Drawings

Drawing Title:	Drawing Size:
Existing Side Elevation	1:50 @A2

Project: Ground Floor Rear Extension inc. Internal Remodelling

Job Number: 045

Client: Jane & Andrea

Site Address: 139 Manley Road, Manchester, M16 8NF

Drawn: CM	Date: Aug '23	Stage: P
Reviewed by:	Drawing No.	Revision:
CM	Ex-045-202	

Existing Section AA & Side Elevation 02

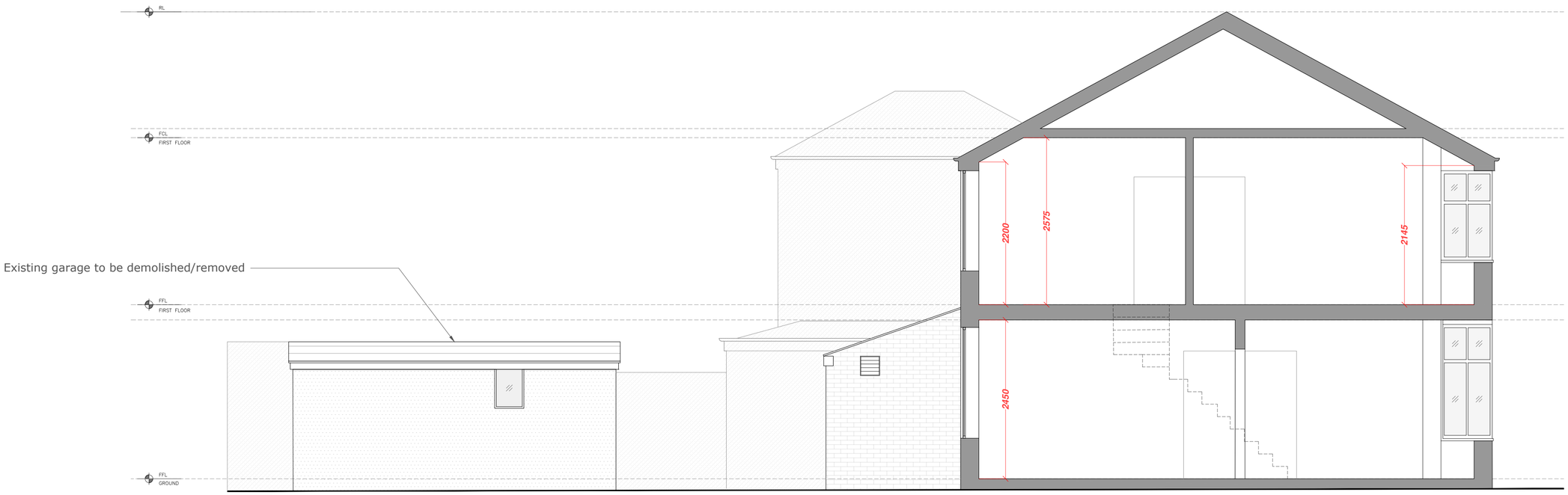

SCALE m 0 1 2 3 4 5

1:50

Mulholland
Architecture

E chris@mulhollandarchitecture.co.uk
M +44 (0)7923156723

© COPYRIGHT This drawing is protected by copyright and shall not be reproduced in any form without first gaining permission from Mulholland Architecture Ltd

Mulholland Architecture shall have no responsibility for any use made of this document other than for which it was prepared and issued.

All dimensions and levels should be checked on site. All dimensions to be taken on site prior to manufacture of any component or element. Do not scale from this drawing. Please report any discrepancies to Mulholland Architecture.

All works to be in accordance with all current editions and relevant clauses of building regulations, British Standards, Codes of Practice and HSE directives even if not stated.

All pipes, drains, services etc to be accurately located on site prior to demolition/excavation/construction. All disturbed surfaces to be made good thereafter.

Final building works to be in accordance with relevant building regulations - Structural engineers drawings to supercede drawn information.

If in doubt, ask.

Revision	Date	Author
*	14/08/23	

Stage: Existing Drawings

Drawing Title:	Drawing Size:
Existing Section AA & Side Elevation 02	1:50 @A2

Project: Ground Floor Rear Extension inc. Internal Remodelling

Job Number: 045

Client: Jane & Andrea

Site Address: 139 Manley Road, Manchester, M16 8NF

Drawn: CM	Date: Aug '23	Stage: P
Reviewed by:	Drawing No.	Revision:
CM	Ex-045-203	