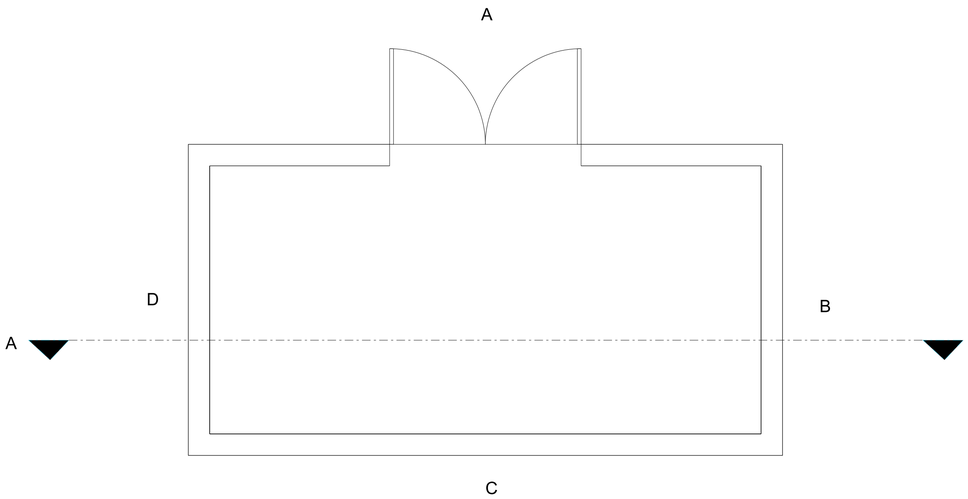

1) PLAN

2) SECTION

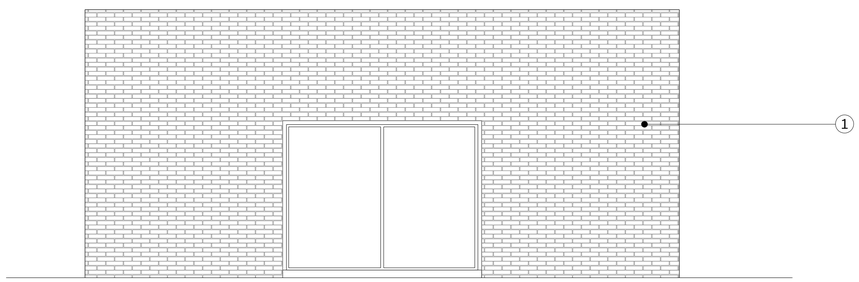

3) ELEVATION A - NORTH



3) ELEVATION B - SOUTH

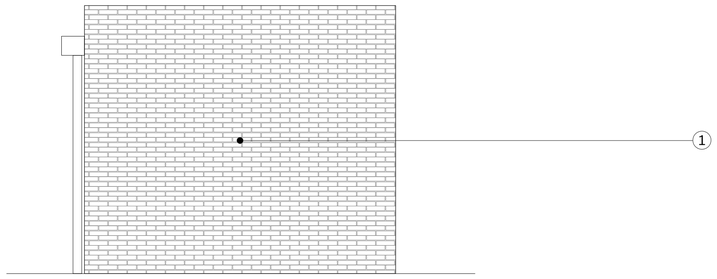

5) ELEVATION C - EAST

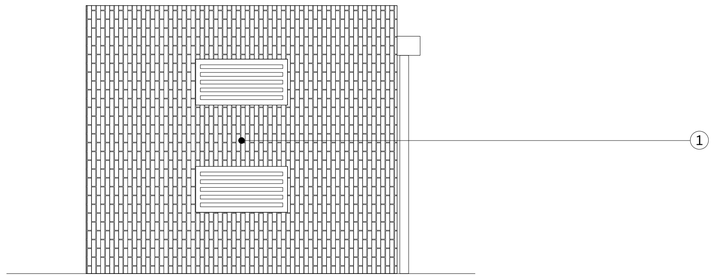

6) ELEVATION D - WEST

Notes

This drawing is copyright Piercy&Company. Do not scale from this drawing. All dimensions and levels to be checked on site by the contractor and such dimensions to be his responsibility. Report all drawing errors, omissions and discrepancies to the architect.

Disclaimer

This document may be issued in an editable digital CAD format to enable others to use it as background information to make alterations and/or additions. In that instance the file will be accompanied by a PDF version as a record of the original file. It is for those parties making such alterations and/or additions to ensure that they make use of current background information.

Piercy&Company accepts no liability for either: any such alterations and/or additions to the background information by others; or any other changes made by others to the architectural content of the background information itself.

Material Key

1 Substation enclosure dark red brick

Rev	Date	Description
P1	06.06.23	Issued for Planning

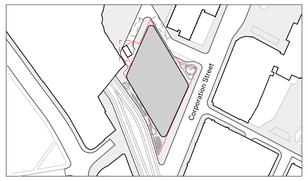

Key Plan

Project
New Victoria Phase 2: Office Development

Client
Toriview Ltd.

Date
06.06.2023

Drawing Scale
1:40 @ A1

Drawing Title
Proposed Substation

Drawn
AP

Checked
NH

Approved
NH

Drawing Status
Planning

Project	Discipline	Level	Series	Dwg No	Rev
13701	A	XX	P05	105	P1

The Centro Building
39 Plender Street
London NW1 0DT

Telephone
+44 (0)20 7427 9611

info@piercyandco.com
www.piercyandco.com

Piercy&Company