DO NOT SCALE FROM THIS DRAWING. USE GIVEN DIMENSIONS ONLY.
ALL DIMENSIONS ARE TO BE CHECKED ON SITE BY THE CONTRACTOR.
ANY DIMENSIONAL DISCREPANCIES TO BE REPORTED BACK TO HEALEY CONSULTING PRIOR TO PROCEEDING WITH CONSTRUCTION

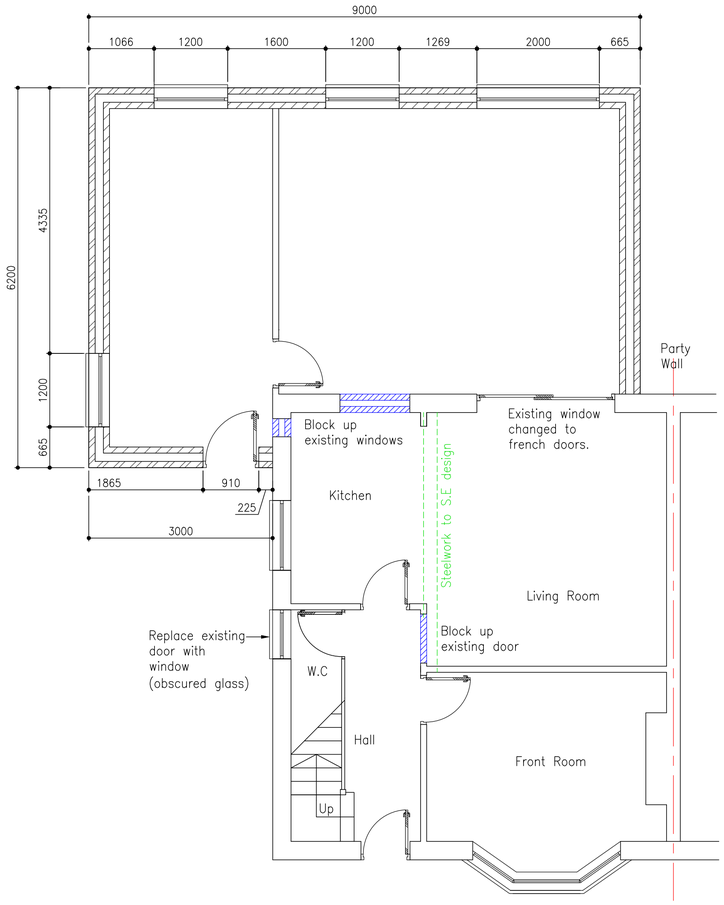

PROPOSED GROUND FLOOR PLAN
Scale 1:50 @ A1

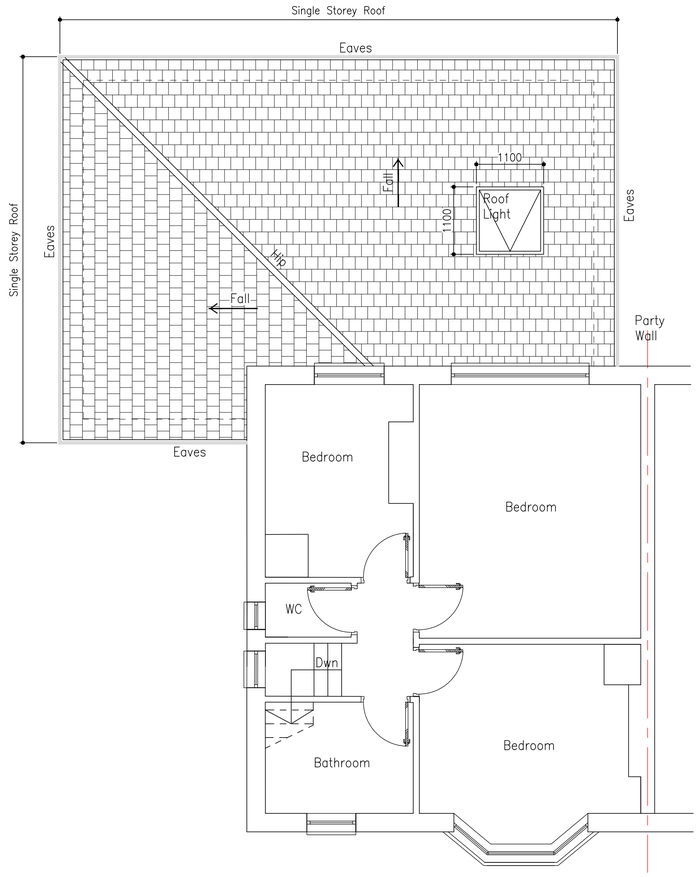

PROPOSED FIRST FLOOR PLAN
Scale 1:50 @ A1

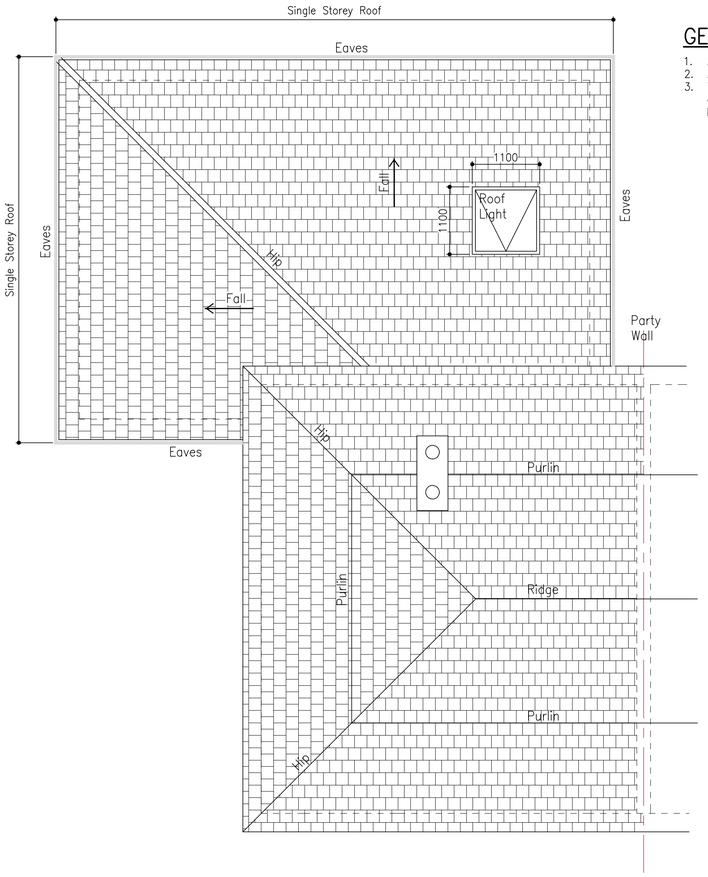

PROPOSED ROOF PLAN
Scale 1:50 @ A1

GENERAL NOTES

1. All dimensions are in millimeters unless noted otherwise.
2. All levels are in metres unless noted otherwise.
3. This drawing is to be read in conjunction with all other HC drawings issued for the project, HC specifications, Architects, M&E drawings and specifications where issued.

SCALE BAR 1:50

REV	DATE	BY	DETAILS OF REVISION

ARCHITECT / CLIENT
MISS EUNICE OSARO OMOGIATE

PROJECT
4 CHELMSFORD AVENUE
MANCHESTER
M40 2XB

TITLE
REAR AND SIDE EXTENSION
PROPOSED FLOOR PLANS

DRAWN BY: CR
DATE: 17.09.23
SCALE: SHOWN@A1
DRAWING NO.: HC-23344-(20)-02
REVISION: –

HEALEY CONSULTING
Brunel House
63 Dale Street
Milnrow
Rochdale
OL16 3NJ
Tel: 01706 343961
Fax: 01706 343981
email: office@healeyconsulting.co.uk

copyright: Healey Consulting

HEALEY consulting
structural engineering consultants

PLANNING APPLICATION

A1 size drawing sheet (841mm x 594mm) scale is approx. double at A3 size