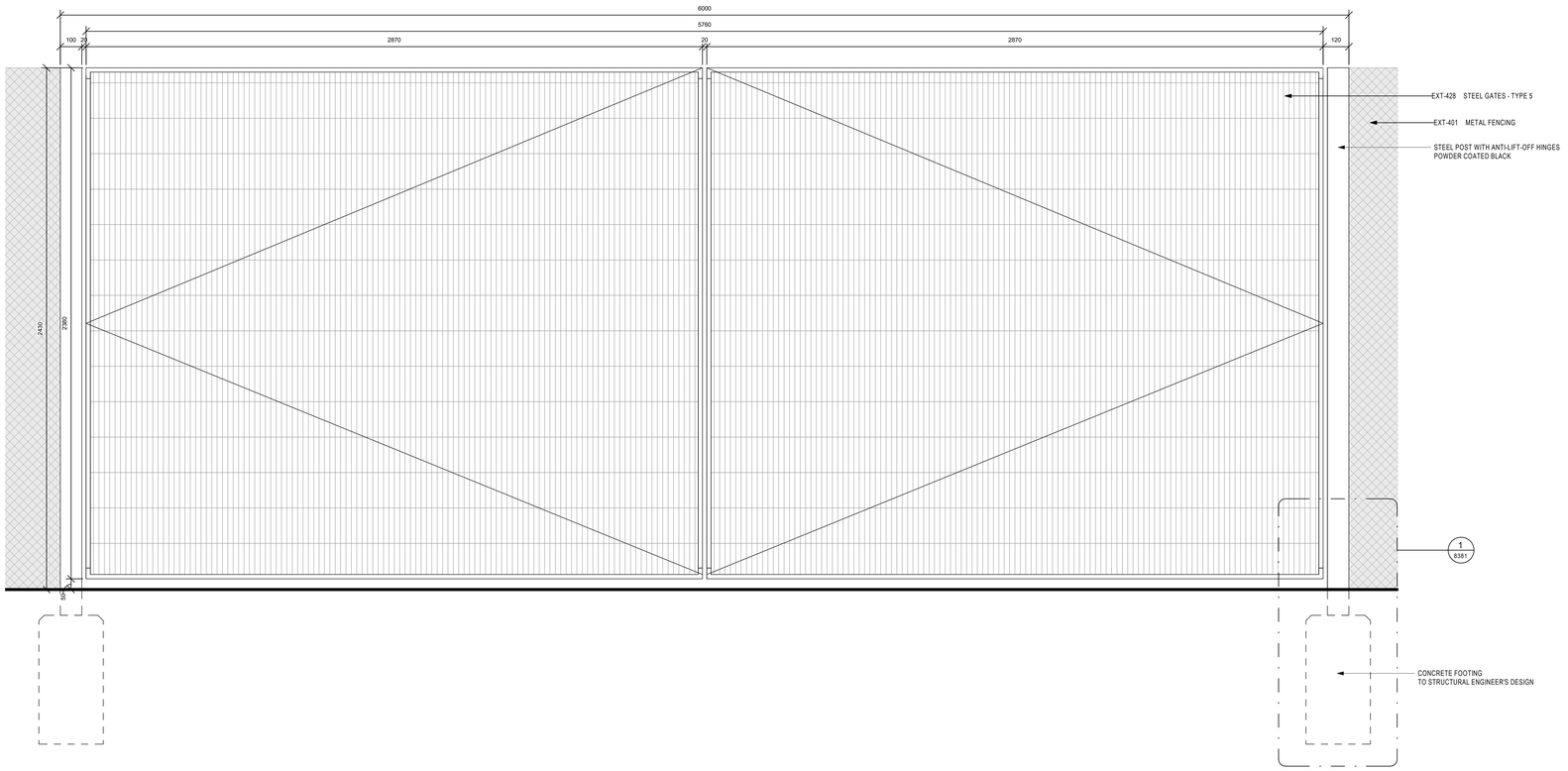

1 EXT-428 STEEL GATES - TYPE 5 (NORTH JUNCTION) - ELEVATION
1 : 10

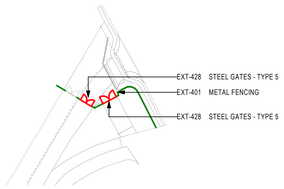

2 LOCATION PLAN
1 : 1000

Suitability Code (as defined in ISO 19650-2:2018).

Work in Progress (WIP)
S0 - Initial Status

Shared (Non- Contractual)
S1 - Suitable for co-ordination
S2 - Suitable for information
S3 - Suitable for review & comment
S4 - Suitable for stage approval
S5 - Withdrawn
S6 - Suitable for PIM authorisation
S7 - Suitable for AIM authorisation

Published (Contractual)
A1, A2, A3, Etc - Authorised and accepted
B1,B2,B3, Etc. - Partial sign-off (with comments)

Published (AIM Acceptance)
CR - As constructed record document

KEY PLAN

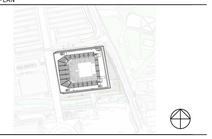

KEY

GATE TYPES	DESCRIPTION
EXT-405 TYPE 1	MILD STEEL VERTICAL OPEN RAIL SECURITY GATES TO MATCH EXISTING GATE DESIGN ON SPORTSCITY WAY
EXT-406 TYPE 2	MILD STEEL OPEN MESH PANEL SECURITY GATES
EXT-407 TYPE 3	MILD STEEL, DOUBLE SWING OPEN MESH PANEL HIGH SECURITY GATES
EXT-409 TYPE 4	METAL OPEN MESH PANEL HIGH SECURITY GATE
EXT-428 TYPE 5	MILD STEEL OPEN MESH PANEL SECURITY GATES
EXT-429 TYPE 6	MILD STEEL OPEN MESH PANEL SECURITY GATES
EXT-431 TYPE 7	MILD STEEL SINGLE SWING SECURITY GATES TO MATCH EXISTING GATE DESIGN ON JOE MERCER WAY
EXT-404 TYPE 8	MAINTENANCE GATE

FENCE LOCATION	DESCRIPTION
EWS-401	MILD STEEL OPEN MESH PANEL HIGH SECURITY FENCING

NOTES.

1. GATES, SUPPORTS, FIXINGS AND UPSTANDS TO FOLLOW LOADING AND SECURITY REQUIREMENTS
2. FOR PAVING DETAILS REFER TO BRA-POP-ZZ-ZZ-DR-L-8300
3. FOR TYPICAL GATE FIXING DETAILS REFER TO BRA-POP-ZZ-ZZ-DR-L-8380 / 8381
4. ALL STRUCTURAL MEMBERS ARE SHOWN INDICATIVELY ONLY - REFER TO S.E.'S DETAILS FOR SIZING
5. FOR TYPICAL FENCE FIXING REFER TO BRA-POP-ZZ-ZZ-DR-L-8382

THIS DRAWING IS ONLY TO SCALE IF IT IS REPRODUCED AT THE CORRECT PAPER SIZE

1:10@A0

0 0.1 0.2 0.3 0.4 0.8
m

ALL INTERNAL LAYOUTS AND USES ARE SHOWN FOR ILLUSTRATIVE PORPOSES ONLY AND ARE NOT FOR DETERMINATION

Safety, Health and Environmental Information

In addition to the hazards / risks normally associated with the types of work detailed on this drawing, note the following risks and information:

Construction	See risk register No abnormal risks identified with this package of work

For information relating to Use, Cleaning and Maintenance see the Health and Safety File. It is assumed that all works will be carried out by a competant contractor working, where appropriate, to an approved method statement.

client

OVG INTERNATIONAL

© COPYRIGHT. ALL RIGHTS RESERVED

THIS WORK IS COPYRIGHT AND CANNOT BE REPRODUCED OR COPIED IN ANY FORM OR BY ANY OTHER MEANS (GRAPHIC, ELECTRONIC OR MECHANICAL, INCLUDING PHOTOCOPYING) WITHOUT THE WRITTEN PERMISSION OF POPULOUS ANY LICENSE, EXPRESS OR IMPLIED, TO USE THIS DOCUMENT FOR ANY PURPOSE WHATSOEVER IS RESTRICTED TO THE TERMS OF THE AGREEMENT OR IMPLIED AGREEMENT BETWEEN POPULOUS AND THE INSTRUCTING PARTY.

USE FIGURED DIMENSIONS IN PREFERENCE TO SCALED. CHECK ALL DIMENSIONS ON SITE BEFORE FABRICATION OR SETTING OUT

architect

POPULOUS®

14 BLADES COURT | DEODAR ROAD | LONDON | SW15 2NU | UNITED KINGDOM
TELEPHONE +44 (0)20 8874 7666 FACSIMILE +44 (0)20 8874 7470

ALL PRODUCTION & INTELLECTUAL PROPERTY RIGHTS RESERVED © POPULOUS 2009

REVISIONS

REV	DATE	DESCRIPTION
C01	27.08.2021	FENCES AND GATES ISSUED FOR CONSTRUCTION

project name **Co-op Live**

title TYPICAL GATE DETAIL
NORTH JUNCTION
GROUND LEVEL

purpose of issue: CONSTRUCTION

scale 1:10, 1:100@A0	drawn PS	Project no	Suitability
date 26/03/21	checked TJ	4933	S4

reference BRA-POP-ZZ-ZZ-DR-L-8370 (project code, originator, volume, level, type, role, number) rev. C01