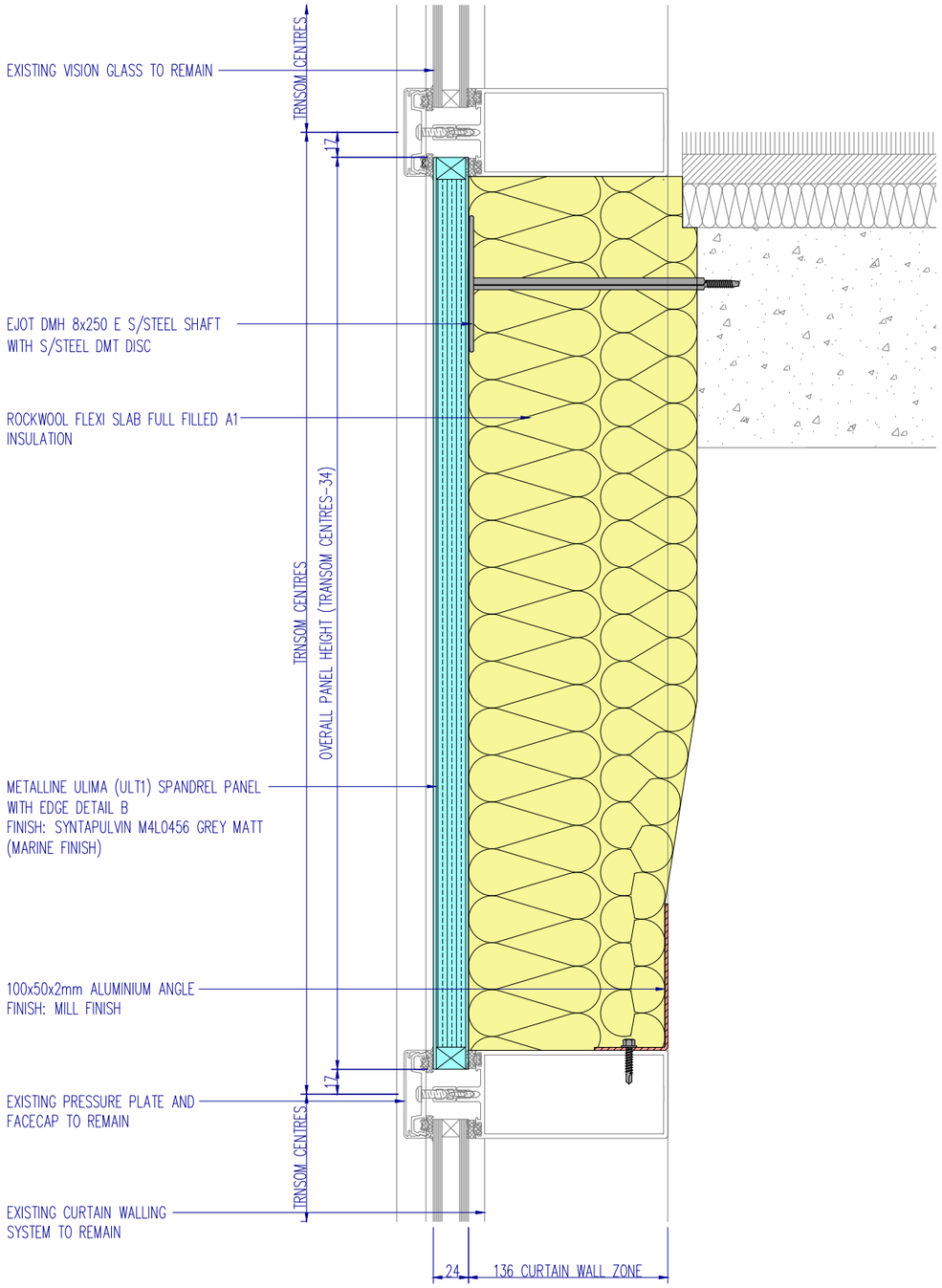

TYPICAL CURTAIN WALL SPANDREL DETAIL

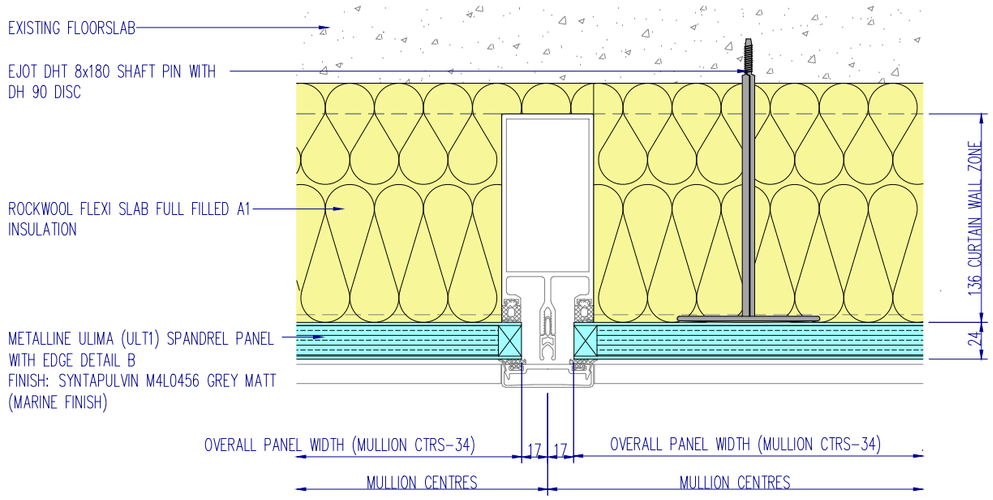

TYPICAL CURTAIN WALL PLAN SPANDREL DETAIL
AT FLOOR SLAB POSITION

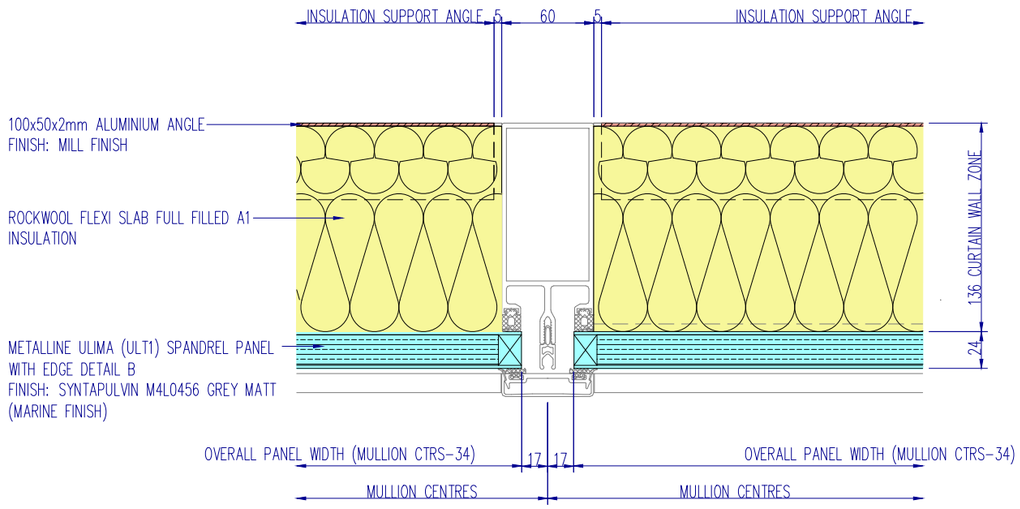

TYPICAL CURTAIN WALL PLAN SPANDREL DETAIL
AT LOWER TRANSOM POSITION

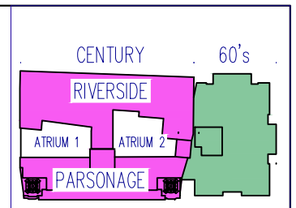

EXTERNAL BUILDING BLOCK PLAN

FILL UK Ltd
UNIT 5
MEADOWBROOK INDUSTRIAL ESTATE
MAXWELL WAY,
CRAWLEY, RH10 9SA
TEL: 020 3859 0705
Email: office@fill-uk.com

NOTES:

FIXINGS ARE INDICATIVE ONLY. TO BE SPECIFIED ON WORKING DRAWINGS

REVISION:	DESCRIPTION:	DATE:	DRAWN:
P02	SPANDRELS NOTED AS REINSTATED	30/05/23	THALL
P03	STEEL BEAM SIZE & EXTENT OF FIRE PROTECTION	22/06/23	THALL
P04	SIDERISE LGS TO PANEL REBATE AND REPLACEMENT GASKETS, P/PLATE, FACECAPS & PLAN DETAIL ADDED	19/07/23	THALL
P05	NEW SPANDREL PANELS & FILL FULL ROCKWOOL INSULATION ADDED. PLAN DETAILS ADDED. STEEL UB OMITTED	31/07/23	THALL
C01	INSULATION FIXING ADDED AND ISSUED FOR COSTRUCTION	07/09/23	THALL
C02	INSULATION FIXING ALTERED	02/10/23	THALL

PROJECT NAME:		DRAWING TITLE:	DRAWING SCALE:	DRAWING SHEET:	DRAWN BY:	DRAWN DATE:
CENTURY BUILDINGS, MANCHESTER		SYSTEM DRAWINGS SPANDREL PANEL TYPE 3	1:4	A3	T HALL	24/04/2023
PROJECT NUMBER:	CLIENT:		DRAWING NUMBER:			REVISION:
20-M254	CREST NICHOLSON		M254- FILL-60-ZZ-DR-W-2001 PROJECT ORIGINATOR VOLUME LEVEL TYPE ROLE NUMBER			C02