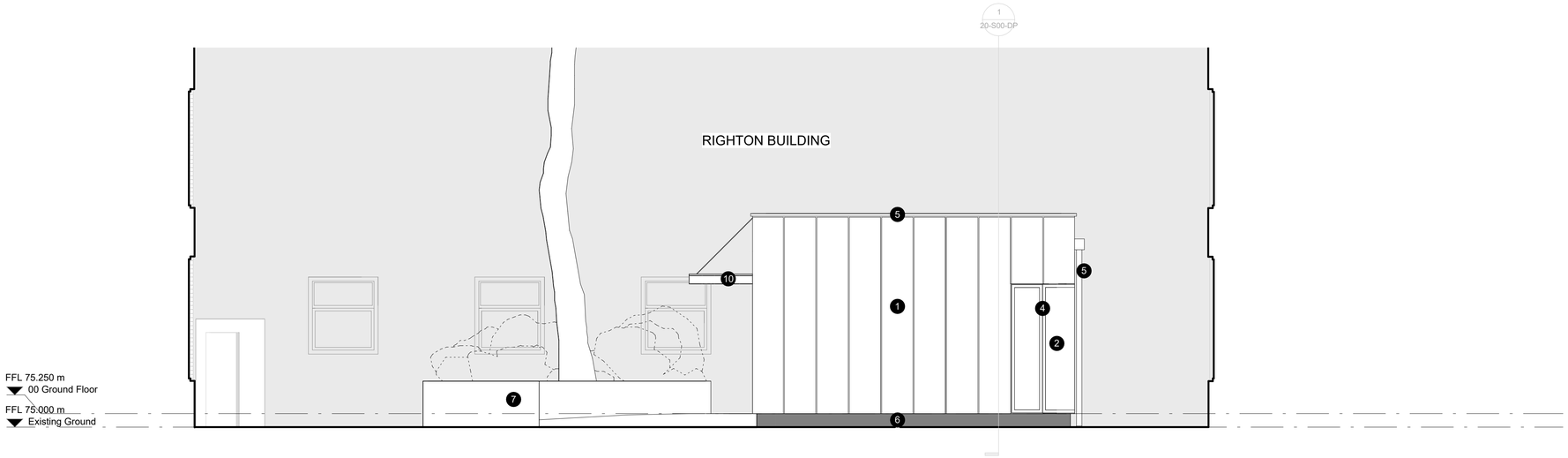

1 Southwest Elevation
1 : 50

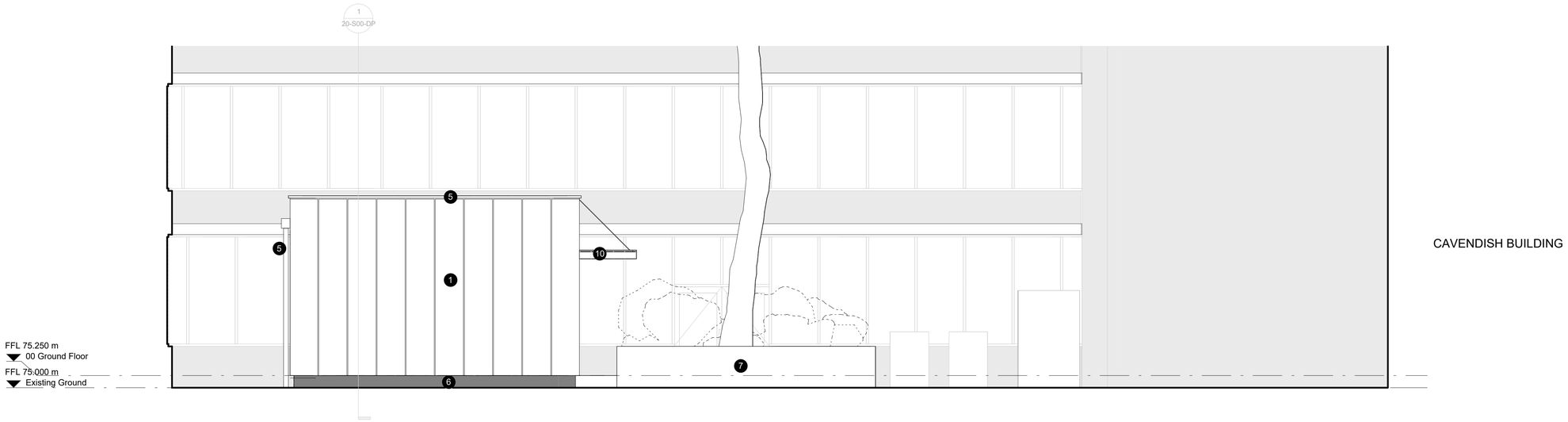

2 Northeast Elevation
1 : 50

Rev	Date	Revision	By	Chk
P01	231017	Issued for Planning	HB	SG

Notes

For Health & Safety related information please refer to the Rolling Designers Risk Register. Where relevant, elements identified on this register are highlighted within the model and on the drawings with the following logo.

- DO NOT SCALE FROM DRAWING;
- Drawing to be printed in colour;
- All information contained in this drawing (including digital data) should be checked and verified prior to any fabrication or construction. Any inconsistencies or omissions should be reported to Bennetts Associates;
- Unless otherwise stated, all grids or co-ordinates are based on the Ordnance Survey National Grid via GPS Observations;
- Unless otherwise stated, all spot heights and levels are expressed as AOD *(above ordnance datum)* based on the Ordnance Survey ODN (Ordnance Datum Newlyn).

Bennetts Associates Architects make no warranties, express or implied, with respect to the reuse of the data provided herewith, regardless of its format or the means of its transmission.
All existing survey data is based on, or reference from, 3rd Party information.
Unless otherwise stated, all structural, mechanical, electrical information is based on, or reference from, 3rd Party data.

The information presented is based on survey data provided that is set to a local grid and datum and is therefore NOT based on the Ordanance Survey National Grid via GPS observations or the Ordanance Survey ODN as noted above.
Refer to Survey Operations for further information.

External Materials Key

1. Charred timber cladding boards with charred timber vertical fins (black finish)
2. Glazed window units, fixed and opening
3. Glazed double doors
4. Glazing framing, PPC aluminium (black grey finish)
5. Rainwater goods, parapet, trims and flashings, PPC aluminium (black grey finish)
6. Masonry upstand, black grey masonry, dark grey mortar
7. Charred timber landscape planter
8. Bound gravel landscape finish (buff colour)
9. Roofing membrane (grey colour)
10. Charred timber brise soleil canopy (black finish) with painted steel supports (black grey finish)

KEY PLAN

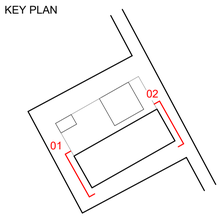

BENNETTS ASSOCIATES
38 - 42 Mosley Street, Manchester, M2 3AZ
T +44 (0)161 674 0135 • www.bennettsassociates.com
E manchester@bennettsassociates.com
For Bennetts Associates' electronic information issue disclaimer - www.bennettsassociates.com/informationdisclaimer/

Project
00412 Robotics Living Labratory (Phase 2)
Manchester Metropolitan University

Project No. 2306

Drawing Title
Planning
Northeast & Southwest Elevations
Proposed

Drawing Number
MFI-BA-20-E01-DP-A-0

Revision/Suitability
P01 S2

Scale @ A3
1:100

Scale @ A1
1 : 50

Revision Date
231017
YY MM DD