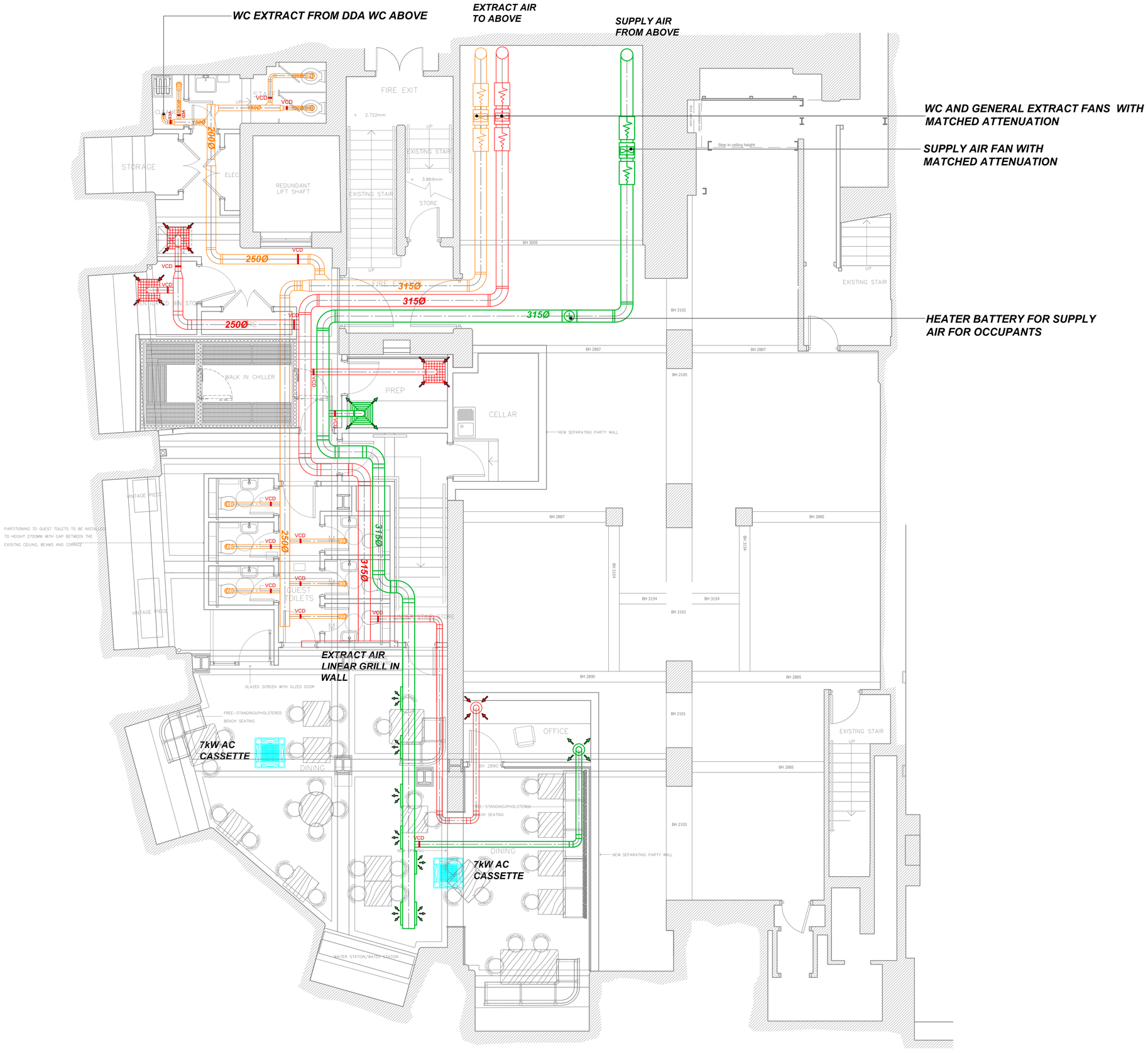

FWP UK Ltd

Copyright Notice:
This drawing and any design theron is the copyright of **FWP UK Ltd** and must not be reproduced without written consent

NOTES:

DUCTWORK REQUIREMENTS
The kitchen extract system will be compliant with besa specification for kitchen ventilation systems DW/172. internal surfaces of the kitchen extract systems will be rectangular and free of any irregularities which make grease accumulation more likely and cleaning more difficult.

The design will include access panels either side of every bend and at a maximum spacing of 1.5m in the horizontal ductwork, to facilitate manual cleaning. access panels will be provided in sufficient number, quality and size, to enable unrestricted access for regular cleaning and inspection of the internal surfacesand in-line components. all access panels will be in accordance with the requirements of dw/144, dw/172 & tr/19

KITCHEN SUPPLY AIR
Where a kitchen supply air system is provided, it will be installed in accordance with DW172 section 6.
The supply system will be positioned as to not obstruct safe access to the kitchen extract system.

FILTRATION DUCTWORK CONNECTIONS
The ductwork installed either side of the filters must be positioned centrally in relation to the filter.
Ductwork plenums sized and designed so an equal distribution of air passes through all sections of the filter, such that all of the air is filtered equally.

Location of fire dampers to be inline with building fire strategy

Volume control dampers to be fitted to all branch legs

Rev	Date	Description
D	14/11/23	Drawing Updated
C	15/08/23	Drawing Updated
B	08/08/23	Drawing Updated
A	21/02/23	Drawing updated to latest base plan

FWP UK LTD
REFRIGERATION-AIR CONDITIONING-VENTILATION
17 Calverton Business Park
Hoyle Road
Calverton
Nottingham NG14 6QL
tel: 0115 965 5042
web: fwpuk.com

Drawn:	Checked:	Date:
-	-	--/--/-----

Issue: Provisional ■ Approved ☐ As Built ☐ Current ☐

Site Address:
Flat Iron
Manchester

Drawing Title:
Proposed Basement HVAC Layout

Drawing Number:	Rev:	Paper size:	Scale:
22329/001	D	A1	1:50

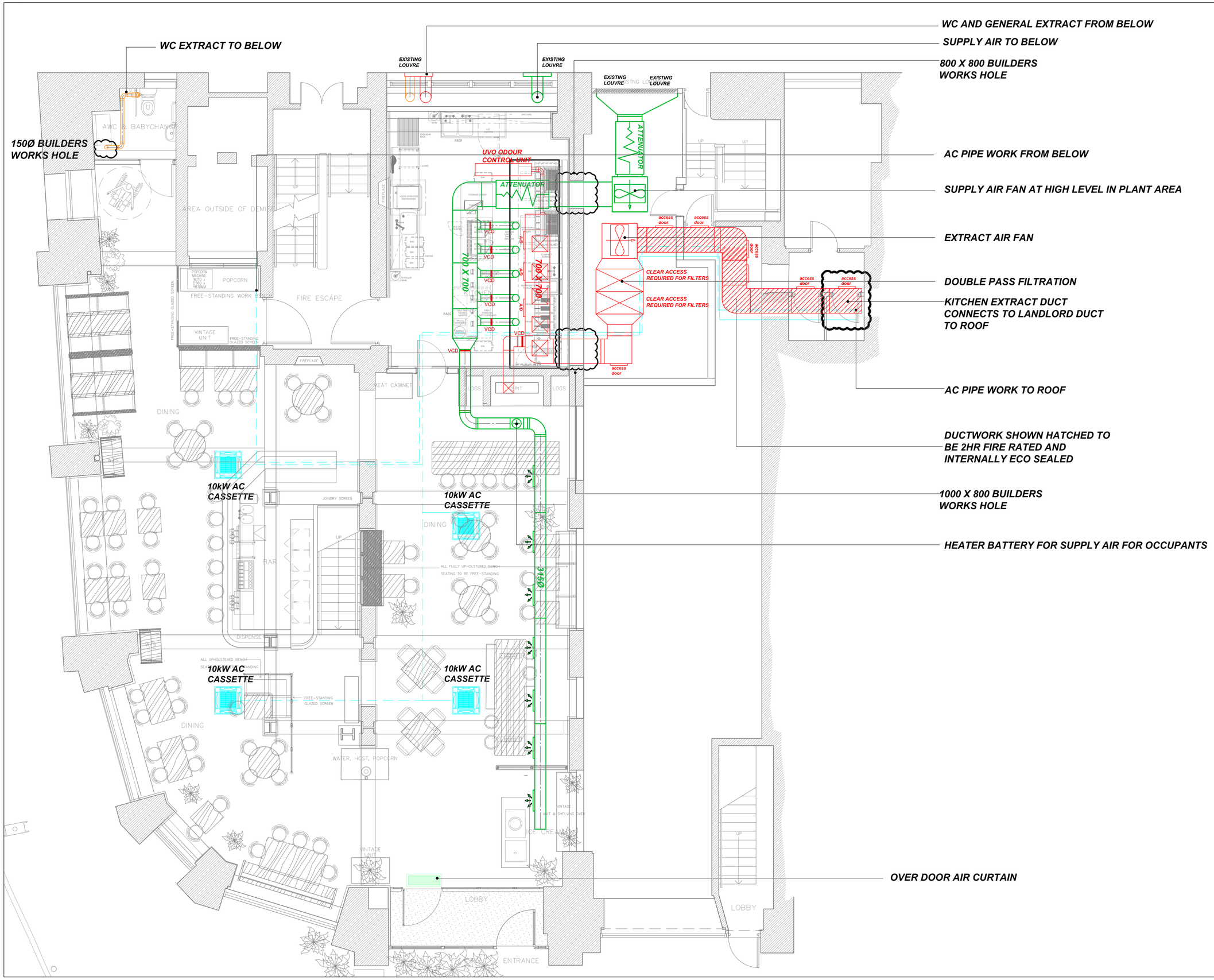

FWP UK Ltd

Copyright Notice:
This drawing and any design theron is the copyright of **FWP UK Ltd** and must not be reproduced without written consent

NOTES:

DUCTWORK REQUIREMENTS
The kitchen extract system will be compliant with besa specification for kitchen ventilation systems DW/172. internal surfaces of the kitchen extract systems will be rectangular and free of any irregularities which make grease accumulation more likely and cleaning more difficult.

The design will include access panels either side of every bend and at a maximum spacing of 1.5m in the horizontal ductwork, to facilitate manual cleaning. access panels will be provided in sufficient number, quality and size, to enable unrestricted access for regular cleaning and inspection of the internal surfacesand in-line components. all access panels will be in accordance with the requirements of dw/144, dw/172 & tr/19

KITCHEN SUPPLY AIR
Where a kitchen supply air system is provided, it will be installed in accordance with DW172 section 6.
The supply system will be positioned as to not obstruct safe access to the kitchen extract system.

FILTRATION DUCTWORK CONNECTIONS
The ductwork installed either side of the filters must be positioned centrally in relation to the filter.
Ductwork plenums sized and designed so an equal distribution of air passes through all sections of the filter, such that all of the air is filtered equally.

Location of fire dampers to be inline with building fire strategy

Volume control dampers to be fitted to all branch legs

Rev	Date	Description
D	14/11/23	Drawing Updated
C	15/08/23	Drawing Updated
B	08/08/23	Drawing Updated
A	21/02/23	Drawing updated to latest base plan

FWP UK LTD
REFRIGERATION·AIR CONDITIONING·VENTILATION
17 Calverton Business Park
Hoyle Road
Calverton
Nottingham NG14 6QL
tel: 0115 965 5042
web: fwpuk.com

Drawn:	Checked:	Date:
-	-	--/--/-----

Issue: Provisional ■ Approved ☐ As Built ☐ Current ☐

Site Address:
Flat Iron
Manchester

Drawing Title:
Proposed Ground Floor
HVAC Layout

Drawing Number:	Rev:	Paper size:	Scale:
22329/002	D	A1	1:50

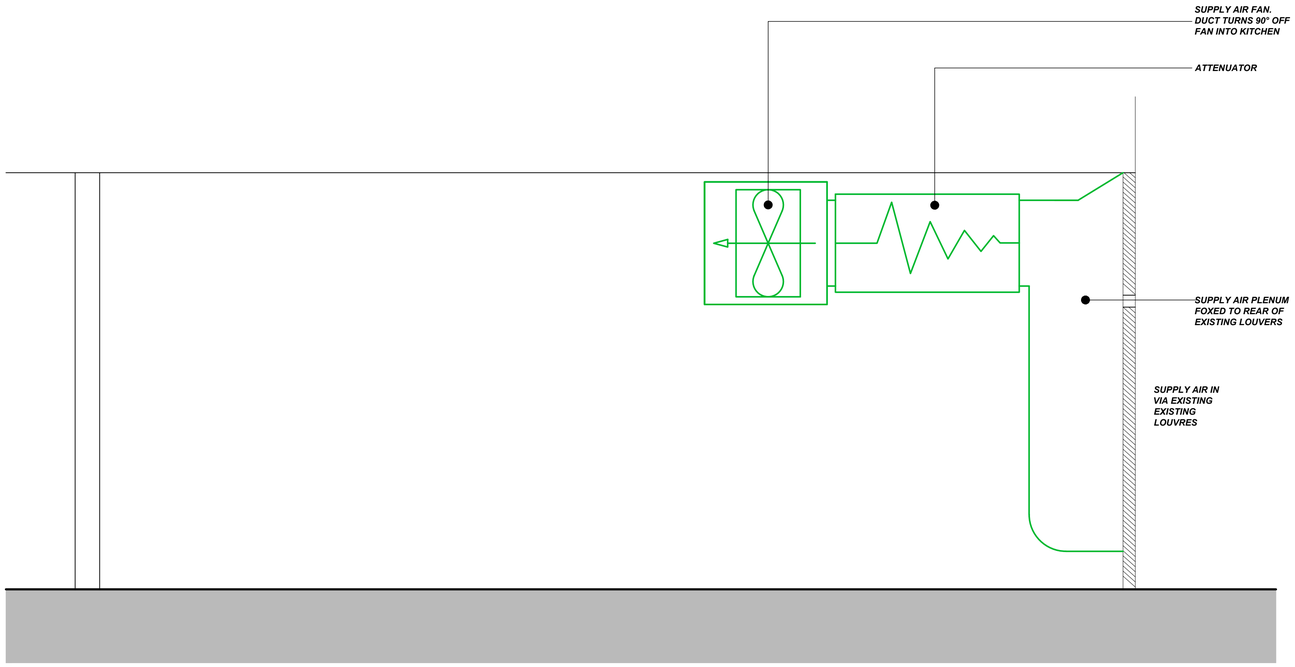

SECTION THROUGH SUPPLY DUCTWORK IN PLANT ROOM

FWP UK Ltd

Copyright Notice:
This drawing and any design theron is the copyright of **FWP UK Ltd** and must not be reproduced without written consent

NOTES:

DUCTWORK REQUIREMENTS
The kitchen extract system will be compliant with besa specification for kitchen ventilation systems DW/172. internal surfaces of the kitchen extract systems will be rectangular and free of any irregularities which make grease accumulation more likely and cleaning more difficult.

The design will include access panels either side of every bend and at a maximum spacing of 1.5m in the horizontal ductwork, to facilitate manual cleaning. access panels will be provided in sufficient number, quality and size, to enable unrestricted access for regular cleaning and inspection of the internal surfacesand in-line components. all access panels will be in accordance with the requirements of dw/144, dw/172 & tr/19

KITCHEN SUPPLY AIR
Where a kitchen supply air system is provided, it will be installed in accordance with DW172 section 6.
The supply system will be positioned as to not obstruct safe access to the kitchen extract system.

FILTRATION DUCTWORK CONNECTIONS
The ductwork installed either side of the filters must be positioned centrally in relation to the filter.
Ductwork plenums sized and designed so an equal distribution of air passes through all sections of the filter, such that all of the air is filtered equally.

Location of fire dampers to be inline with building fire strategy

Volume control dampers to be fitted to all branch legs

Rev	Date	Description
-	-	-
-	-	-
-	-	-
A	15/08/23	Drawing Updated

FWP UK LTD
REFRIGERATION·AIR CONDITIONING·VENTILATION
17 Calverton Business Park
Hoyle Road
Calverton
Nottingham NG14 6QL
tel: 0115 965 5042
web: fwpuk.com

Drawn:	Checked:	Date:
-	-	--/--/-----

Issue:
Provisional ■ Approved ☐ As Built ☐ Current ☐

Site Address:
Flat Iron
Manchester

Drawing Title:
Proposed Details HVAC Layout

Drawing Number:	Rev:	Paper size:	Scale:
22329/003	A	A1	1:50

EXISTING ELEVATION ON REAR ALONG LITTLE QUAY STREET

PROPOSED ELEVATION ON REAR ALONG LITTLE QUAY STREET

FWP UK Ltd

Copyright Notice:
This drawing and any design theron is the copyright of **FWP UK Ltd** and must not be reproduced without written consent

Rev	Date	Description
-	-	-
C	15/08/23	Drawing Updated
B	08/08/23	Drawing Updated
A	16/02/23	existing elevation added

FWP UK LTD
REFRIGERATION·AIR CONDITIONING·VENTILATION
17 Calverton Business Park
Hoyle Road
Calverton
Nottingham NG14 6QL
tel: 0115 965 5042
web: fwpuk.com

Drawn:	Checked:	Date:
-	-	--/--/-----

Issue: Provisional ☒ Approved ☐ As Built ☐ Current ☐

Site Address:
Flat Iron
Manchester

Drawing Title:
Proposed Rear Louvre Details

Drawing Number:	Rev:	Paper size:	Scale:
22329/004	C	A1	1:25

FWP UK Ltd

Copyright Notice:
This drawing and any design theron is the copyright of **FWP UK Ltd** and must not be reproduced without written consent

Rev	Date	Description
-	-	-
-	-	-
-	-	-
-	-	-

FWP UK LTD
REFRIGERATION·AIR CONDITIONING·VENTILATION
17 Calverton Business Park
Hoyle Road
Calverton
Nottingham NG14 6QL
tel: 0115 965 5042
web: fwpuk.com

Drawn:	Checked:	Date:
-	-	--/--/-----

Issue:
Provisional ■ Approved ☐ As Built ☐ Current ☐

Site Address:
Flat Iron
Manchester

Drawing Title:
Proposed Condensing Units on Roof

Drawing Number:	Rev:	Paper size:	Scale:
22329/010	-	A1	1:20

FWP UK Ltd

Copyright Notice:
This drawing and any design theron is the copyright of **FWP UK Ltd** and must not be reproduced without written consent

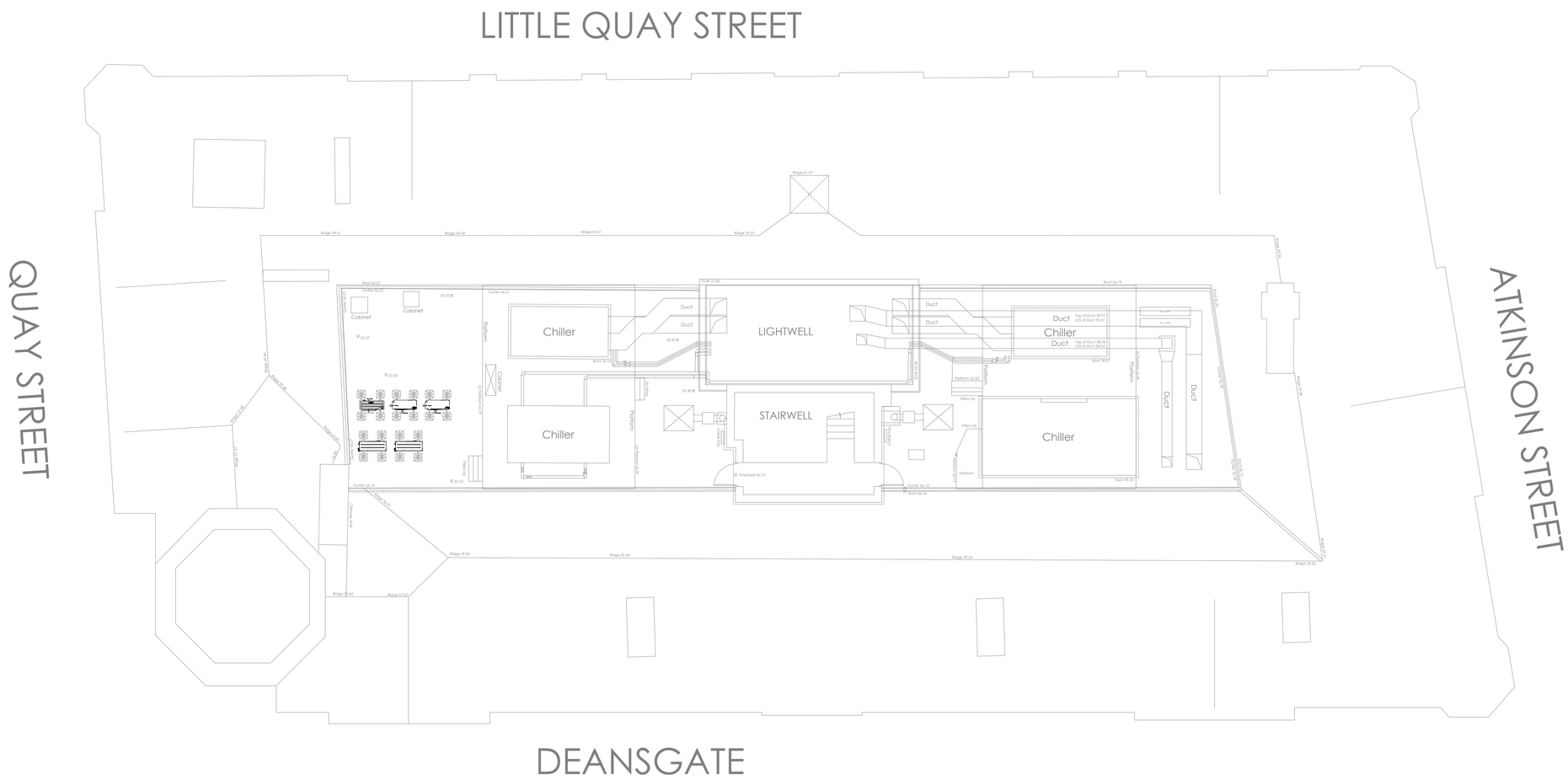
LITTLE QUAY STREET
QUAY STREET
ATKINSON STREET
DEANSGATE
Chiller
Chiller
Chiller
Chiller
LIGHTWELL
STAIRWELL
Duct
Duct
Duct
Duct
Duct
Duct
Cabinet
Cabinet
Cabinet
Platform
Platform
Platform
Platform
Platform
Platform
Platform
Platform
Ridge 61.07
Ridge 59.31
Ridge 59.49
Ridge 59.51
Ridge 59.33
Roof 56.21
Roof 56.19
Roof 56.74
Roof 58.57
Roof 58.20
Roof 56.18
Gutter 56.21
Gutter 56.14
Gutter 56.13
Gutter 56.19
Gutter 56.19
Ridge 59.50
Ridge 59.54
Ridge 59.54
Ridge 59.52
Ridge 59.44
Ridge 57.65
Threshold 55.74
Steps Up
Steps Up
Steps Up