54 PRINCESS STREET

SECOND FLOOR

This drawing is the property of **bluesky** Design and must not be copied or otherwise reproduced. All dimensions must be checked on site before commencing work. This drawing was produced using AutoCAD 2019.

MALE WC WALL PANELLING DETAIL



MALE WC WALL PANELLING DETAIL

NEW FD30S DOOR REQUIRED
TO BE REPLACED TO MATCH EXISTING

MIRROR WITHIN THE WASHROOM AREA TO BE CAREFULLY REMOVED. WALL TO BE MADE GOOD AND SKIMMED TO ACCEPT EMULSION PAINT DECORATION (SEE SPEC NOTE 4) EXISTING CEILING TO BE CAREFULLY TAKEN DOWN AND EXISTING FRAMEWORK TO BE RETAINED TO ALLOW FIXING FOR THE NEW 60 MINS FIREBOARD.

CEILING TO BE REPLACED TO PROVIDE 60 MINS FIRE PROTECTION INCLUDING CEILING WITHIN IPS.

ALL EXISTING WC IPS CUBICLES TO BE DISMANTLED AND RE-BUILT TO PROVIDE CONTINUOUS FIRE INTEGRITY THROUGHOUT THE WASHROOM AREA CEILINGS.

WALL CLADDING WITHIN THE WASHROOM AREA TO BE RETAINED. EXISTING CEILING TO BE CAREFULLY TAKEN DOWN AND EXISTING FRAMEWORK TO BE RETAINED TO ALLOW FIXING FOR THE NEW 60 MINS FIREBOARD. ANY DISRUPTION TO THE THE CLADDING AT THE CEILING JUNCTION TO BE COVERED WITH APPLIED 10x25mm TRIM BEAD PAINTED TO MATCH WALL FINISH.

CEILING DOWNSTAND DETAIL TO BE REPLICATED LIKE FOR LIKE WITH 60 MIN FR FIREBOARD AT CEILING LEVEL. TO BE FIXED TO EXISTING SUBFRAME

EXISTING RISER DOOR AND FRAME TO BE REPLACED WITH FD60 FIRE DOOR SET TO SUIT EXISTING OPENING.

FIREBOARD REQUIRED TO EXISTING SERVICE RISER TO PROVIDE 60 MINS FR AT CEILING LEVEL.



TYPICAL WC IPS DETAIL

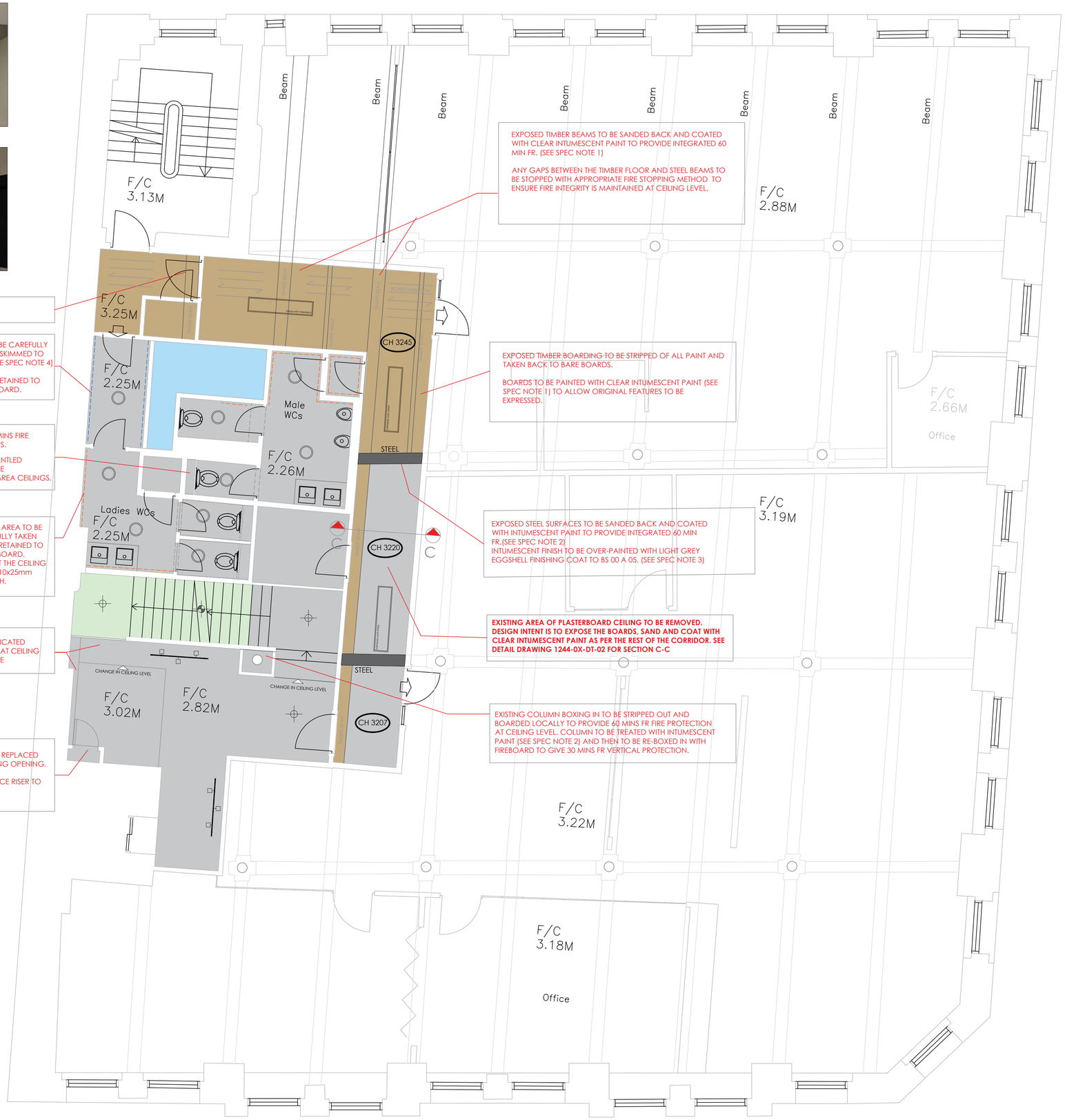

EXPOSED TIMBER BEAMS TO BE SANDED BACK AND COATED WITH CLEAR INTUMESCENT PAINT TO PROVIDE INTEGRATED 60 MIN FR. (SEE SPEC NOTE 1)

ANY GAPS BETWEEN THE TIMBER FLOOR AND STEEL BEAMS TO BE STOPPED WITH APPROPRIATE FIRE STOPPING METHOD TO ENSURE FIRE INTEGRITY IS MAINTAINED AT CEILING LEVEL.

EXPOSED TIMBER BOARDING TO BE STRIPPED OF ALL PAINT AND TAKEN BACK TO BARE BOARDS.

BOARDS TO BE PAINTED WITH CLEAR INTUMESCENT PAINT (SEE SPEC NOTE 1) TO ALLOW ORIGINAL FEATURES TO BE EXPRESSED.

EXPOSED STEEL SURFACES TO BE SANDED BACK AND COATED WITH INTUMESCENT PAINT TO PROVIDE INTEGRATED 60 MIN FR.(SEE SPEC NOTE 2)
INTUMESCENT FINISH TO BE OVER-PAINTED WITH LIGHT GREY EGGSHELL FINISHING COAT TO BS 00 A 05. (SEE SPEC NOTE 3)

EXISTING AREA OF PLASTERBOARD CEILING TO BE REMOVED. DESIGN INTENT IS TO EXPOSE THE BOARDS, SAND AND COAT WITH CLEAR INTUMESCENT PAINT AS PER THE REST OF THE CORRIDOR. SEE DETAIL DRAWING 1244-0X-DT-02 FOR SECTION C-C

EXISTING COLUMN BOXING IN TO BE STRIPPED OUT AND BOARDED LOCALLY TO PROVIDE 60 MINS FR FIRE PROTECTION AT CEILING LEVEL. COLUMN TO BE TREATED WITH INTUMESCENT PAINT (SEE SPEC NOTE 2) AND THEN TO BE RE-BOXED IN WITH FIREBOARD TO GIVE 30 MINS FR VERTICAL PROTECTION.

KEY TO SCOPE OF WORKS :

- AREA OF EXISTING FLUSH CEILING TO BE REPLACED WITH 15mm GYPROC FIRELINE [WITH GYPFRAME 48 S 50 STUDS WHERE NECESSARY] TO GIVE 60 MINS FR. NOTE INCLUDES ALL AREAS SHADED GREY INCLUDING WITHIN WC IPS. FINISHED SURFACE TO BE EMULSION PAINT (SEE SPEC NOTE 4)
- AREA OF T&G BOARDING TO U/S OF STAIR TO BE STRIPPED OUT AND EXISTING FRAMEWORK USED TO SUPPORT NEW 60 MIN FR FIREBOARD UNDER-DRAWING. FINISHED SURFACE TO BE EMULSION PAINT (SEE SPEC NOTE 4)
- AREA OF CEILING SOFFITTE TO BE TREATED WITH 60 MINS FR CLEAR INTUMESCENT PAINT TO RETAIN DETAIL OF LINCRUSTA WALL PAPER TO CEILING. (SEE SPEC NOTE 1)
- AREA OF PAINTED FLOOR BOARDED TIMBER BEAM TO BE STRIPPED BACK TO BARE WOOD AND COATED WITH CLEAR INTUMESCENT PAINT. (SEE SPEC NOTE 1)
- NO ACCESS TENANT AREA - OUTSIDE SCOPE
- NO ACCESS

FIRESTOPPING
Allow firestopping to all apertures where cables / pipes pass through fire rated walls/ceilings.

LIFT LANDING RISER
Isolate services and overboard enclosure in Gyproc Fireline fire board to give 60 mins FR. Door and frame to be replaced with FD60S fire door set.

WALL / CEILING ABTUMENTS
- FWC Corridor mirror - to be removed.
- T&G panelling to be retained. Head trim to be provided as necessary where surfaces are disrupted to conceal local damage. To be made good and painted out to match walls.

NEW UNDERDRAWN CEILINGS
Existing ceiling sub-framing to be re-used in new installation to avoid further disturbance to Heritage surfaces which may be concealed by the proposed works.

FINISHES KEY :

SPEC NOTE 1: (Exposed Timber)
Area of stripped/sanded exposed timber and Lincrusta wallpaper to be coated with clear Intumescent paint to give 60min FR.
Refer to written spec for manufactures recommendations.

SPEC NOTE 2: (Exposed Steelwork)
Area of steelwork to be stripped back, sanded to fair finish and coated with grey Intumescent paint. To give 60 mins FR.
Refer to written spec for manufactures recommendations.

SPEC NOTE 3: (Steelwork top coat)
Exposed steelwork painted with grey intumescent paint as part of the proposed works to be finished with Eggshell top coat to BS 00A05 Grey.

SPEC NOTE 4: (Underdrawn ceilings and core walls generally)
Gyproc Fireline fire board to be finished with 1no mist coat and 2no top coats Dulux Vinyl Matt Emulsion BS 00 E 55 White

SPEC NOTE 5: (T&G in washrooms)
Existing T&G to be made good as necessary and sanded flat to recieve 2no coats Eggshell Paint to BS 00 E 55 White

SPEC NOTE 6: (Common parts Flooring)
Carpet throughout common areas to be replaced on a like for like basis.
MILLIKEN
Range: TRACING LANDSCAPES
GEOGRAPHY LESSON / MAP READING
Colour: Geography lesson: GLN13 Muddy Boots
Map Reading: MRG13 Muddy Boots

New stair nosings to be fitted to comply with DDA LRV criteria for contrast. **To be Gradus or similar approved.**

Vinyl Sheet Flooring in front of Teapoint - 3rd Floor only.
MILLIKEN
Range : CHANGE AGENT EARTH SCIENCE
Colour: ESN6 OXIDIZE

LIGHTING KEY :

EXISTING FITTINGS TO BE RE-INSTALLED OR RENEWED FOLLOWING CEILING WORKS AS INDICATED BELOW:

- SURFACE MOUNTED TRACK LIGHTING **EXISTING TO BE REUSED**
- SURFACE MOUNTED PENDANT LIGHTING **EXISTING TO BE RE-USED.**
- RECESSED LED LIGHTING WITH FIRE BOX FITTED WITHIN CEILING VOID TO GIVE 60 MINS FR **TO BE SG 'LINEAL' RECESSED WHITE** LIGHTING REPLACED ON A LIKE FOR LIKE BASIS
- RECESSED DOWNLIGHT TO LANDING LOBBIES TO BE FITTED WITH FIRE BOX TO GIVE 60 MINS FR EMERGENCY PACK TO BE PROVIDED ON A LIKE FOR LIKE BASIS **TO BE SG 'JUNISTAR' LUX 90mm diam** LIGHTING REPLACED ON A LIKE FOR LIKE BASIS
- RECESSED ADJUSTABLE LED LIGHTING TO SLOPING STAIR BULKHEAD. **TO BE SG RECESSED 'EXCLUSIVE' MIDI 90m diam** LIGHTING REPLACED ON A LIKE FOR LIKE BASIS
- RECESSED DOWNLIGHT TO WASHROOMS TO BE FITTED WITH FIRE BOX TO GIVE 60 MINS FR **TO BE SG 'SENSE' 190 WHITE 190mm diam** LIGHTING REPLACED ON A LIKE FOR LIKE BASIS
- SUSPENDED DOWNLIGHT TO CORRIDOR TO BE REPLACED WITH **TO BE SG 'LINEAL' SUSPENDED BLACK** LIGHTING REPLACED ON A LIKE FOR LIKE BASIS



CORRIDOR TOWARDS LIFTS



CORRIDOR TOWARDS FIRE ESCAPE



CEILING - REAR FIRE ESCAPE

Rev	Date	Description	Initials
G	03.10.23	Updated with ceiling levels and note to remove existing plasterboard ceiling in corridor.	FLC
F	22.09.23	Section line C-C included	FLC
E	11.11.21	Updated following OB comments	FLC
D	05.11.21	Updated following project meeting	FLC
C	28.10.21	Updated following site survey	FLC
B	07.09.21	Notes updated	FLC
A	19.08.21	Updated following site survey	FLC

Client:
LOTHIAN PENSION FUND
(acting through its administering authority, the City of Edinburgh Council)

Project:
COMMON PARTS FIRE PROTECTION ENHANCEMENT

Address:
54 PRINCESS STREET MANCHESTER

Drawing Title:
SECOND FLOOR SCOPE OF WORKS

Date:	23.07.21
Project Number:	1244
Scale:	1:50@A1
Drawn by:	FLC
Drawing Number:	**1244-02-SW01[G]**

bluesky Design
INTERIORS LIMITED
Studio 1, 169 High Street, Boston Spa, Leeds LS23 6BH
Tel: 01937 845 399 www.blueskydesigninteriors.co.uk