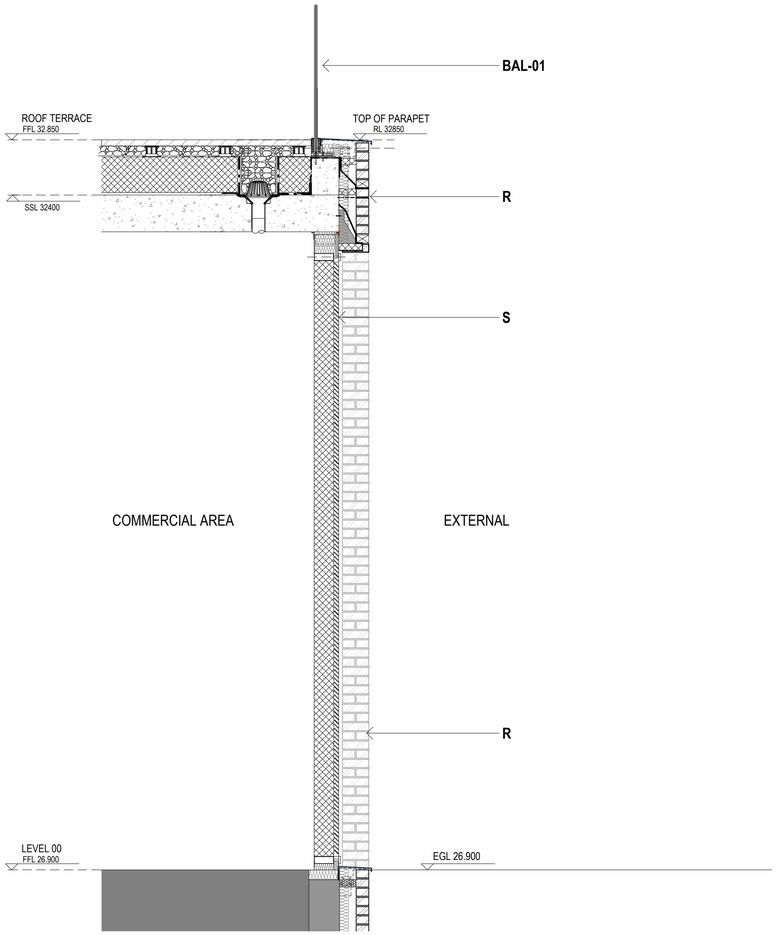

1 SECTION

SECTION 1 : 25

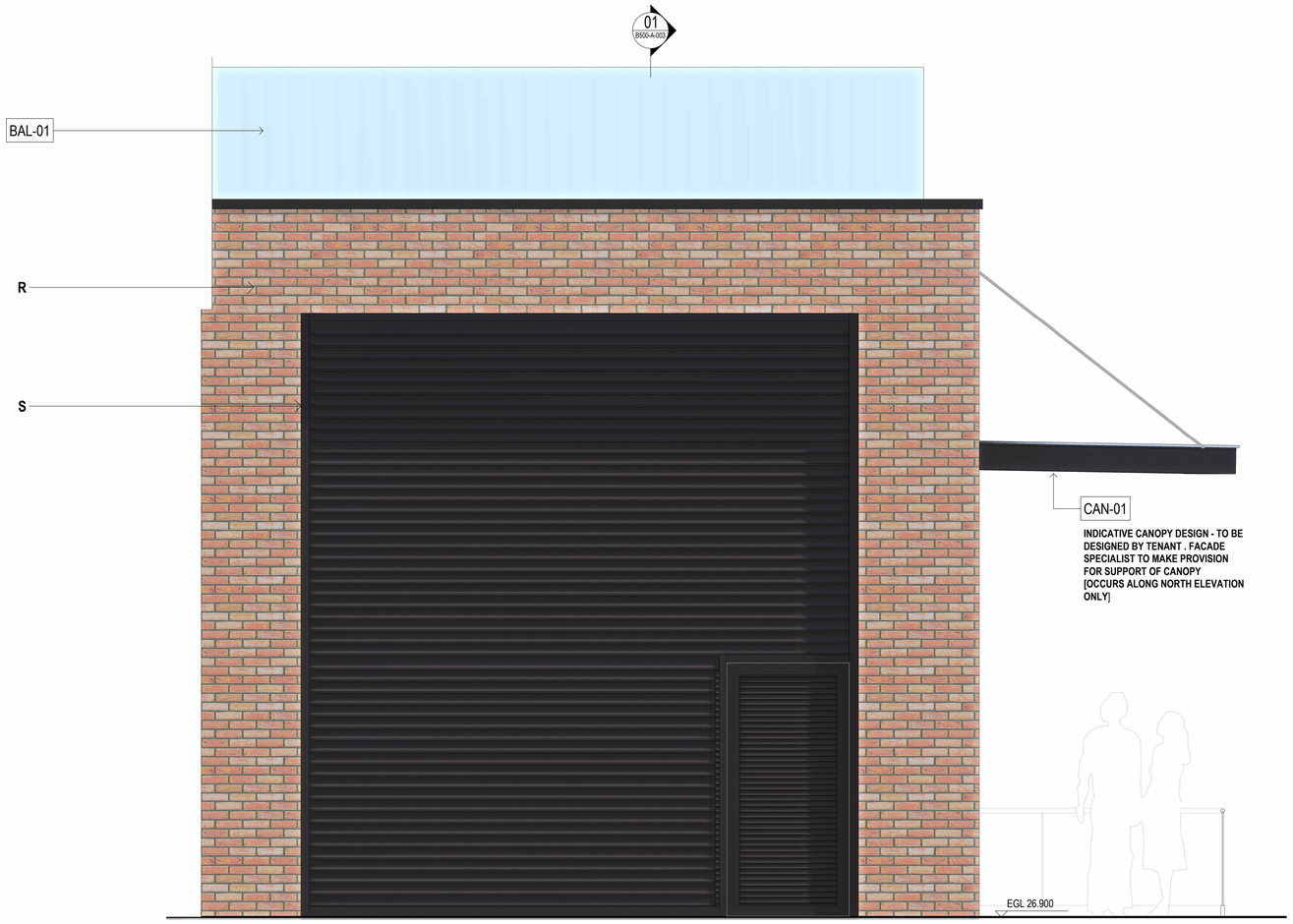

2 ELEVATION

ELEVATION 1 : 25

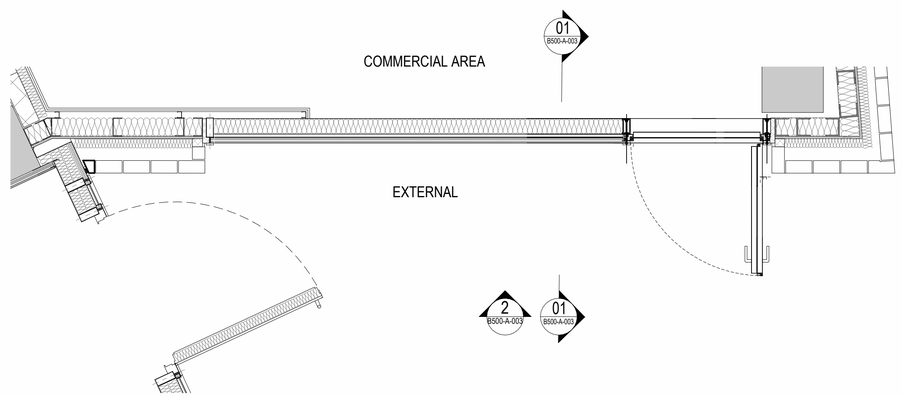

3 PLAN

PLAN 1 : 25

FACADE SCOPE LEGEND:

A	EXPRESSED GRID TO APARTMENT LEVELS - TYPICALLY VERTICAL PIER CLADDING
B	EXPRESSED GRID TO APARTMENT LEVELS– TYPICALLY HORIZONTAL SPANDREL CLADDING - SECONDARY ARCHITECTURAL RELIEF
C	ALUMINIUM OPAQUE SPANDREL CLADDING PANEL GLAZED INTO WINDOW/ CW SYSTEM TO APARTMENT
D	EXPRESSED GRID TO LEVEL 01 [NON APARTMENT LEVEL] - PRIMARY ARCHITECTURAL RELIEF
E	EXPRESSED GRID TO ROOF LEVEL - PRIMARY ARCHITECTURAL RELIEF
F	EXPRESSED GRID TO LEVEL 00 & 01 [NON APARTMENT LEVEL] - 'THE BOX'
G	VERTICAL LOUVRES TO ROOF LEVEL
H	PLANT SCREEN TO ROOF LEVEL
I	CLADDING TO LIFT OVERRUN & PLANT ROOM AT ROOF LEVEL
J	ALUMINIUM FRAMED WINDOW / CW SYSTEM WITH CLEAR VISION GLAZING & VENT TO APARTMENT LEVELS
K	ALUMINIUM ARCHITECTURAL LOUVRE GLAZED INTO WINDOW/ CW SYSTEM TO APARTMENT AND CO-WORKING LEVELS
L	ALUMINIUM WINDOW / CW SYSTEM WITH CLEAR VISION GLAZING & VENT TO FEATURE BOX, LEVELS 34 -35
M	ALUMINIUM CURTAIN WALL SYSTEM WITH CLEAR VISION GLAZING TO LEVEL 00 - 04 [NON APARTMENT LEVELS]
N	ALUMINIUM CURTAIN WALL SYSTEM WITH BACK PAINTED GLASS SPANDREL TO LEVEL 00 & 01 [NON APARTMENT LEVELS]
O	ALUMINIUM ARCHITECTURAL LOUVRE GLAZED INTO CURTAIN WALL SYSTEM TO LEVEL 00 & 01 [NON APARTMENT LEVELS]
P	ALUMINIUM OPAQUE CLADDING TO LEVEL 01-05 [NON APARTMENT LEVELS]
Q	ALUMINIUM CLADDING TO WET RISER INFILL POINT TO LEVEL 00 [NON APARTMENT LEVELS]
R	RED MULTI CLAY FACING BRICKWORKTO LEVEL 00 [COMMERCIAL UNIT]
S	ALUMINIUM ARCHITECTURAL LOUVRE GLAZED INTO CURTAIN WALL SYSTEM TO COMMERCIAL UNIT
T	DECORATIVE PERFORATED ALUMINIUM PANEL GLAZED INTO CURTAIN WALL SYSTEM
BAL-01	GLAZED BALUSTRADE TO ROOF TERRACE
CAN-01	SUSPENDED CANOPY TO COMERCIAL UNIT OUTSIDE SEATING

FACADE ELEVATION KEY:



No.	Date	Dwn	Chk	App	Revision or reason for issue
-	20231117	CM	GS	JR	ISSUED FOR PLANNING

General Notes
Do not scale from drawing. Use marked dimensions.
To be read in conjunction with all other Consultant's drawings.
The Architect to be immediately notified of any discrepancies.
Copyright on this drawing retained by the Architect.

Client
VITA

Select Property Group
The Box, Horseshoe Lane
Alderley Edge, SK9 7QP
Telephone +44 (0) 207 123 4000 Facsimile +44 (0) 161 332 7718
Email info@selectproperty.com

DENTON CORKER MARSHALL

Architect
Denton Corker Marshall LLP
4th Floor, 6 St Ann's Passage
Old Exchange Buildings, Manchester M2 6BE
Telephone 0161 834 3511
Email mail@dentoncorkermarshall.co.uk

Project Title
T2 VITA LIVING, ST. JOHNS

Scale / North Point
1:25 @ A1 0 0.25 0.5 0.75 1 1.25M
1:50 @ A3

Drawing Title
TYPICAL FACADE DETAILS LEVEL 00 COMMERCIAL UNIT

Drawing Number
6555-P-B500-A-003

Revision
-

Drawing Status
PLANNING