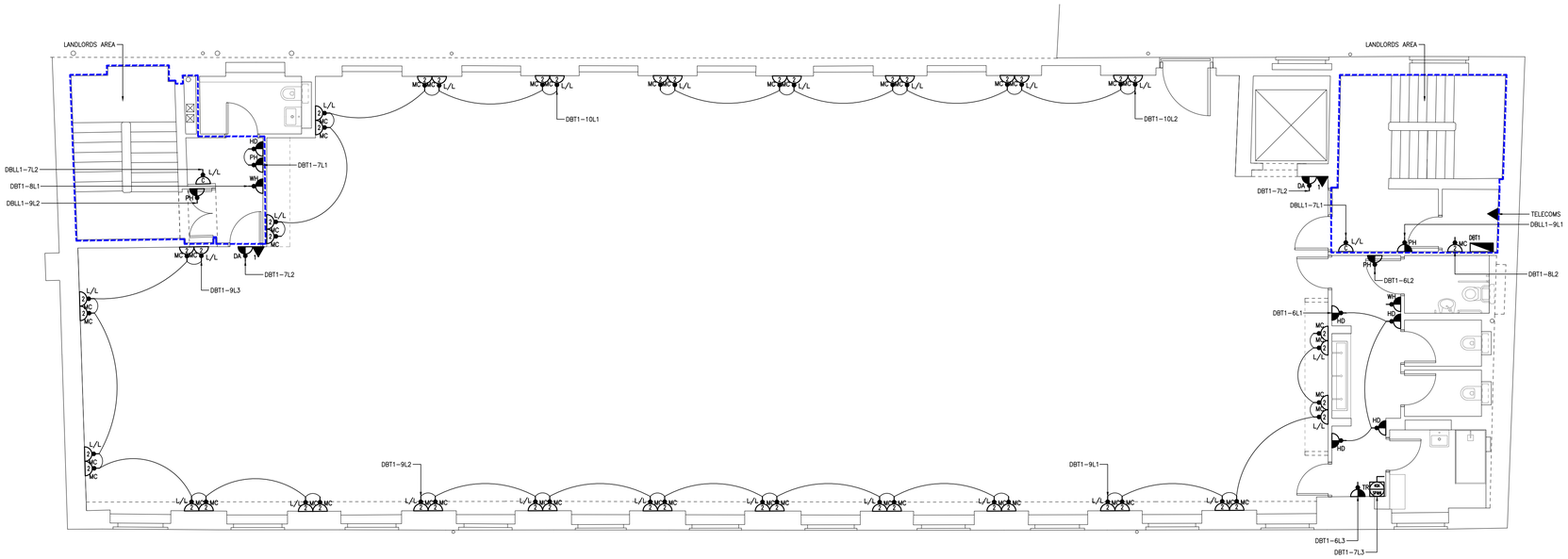

NOTES – SMALL POWER

1. ALL ELECTRICAL INSTALLATIONS WILL BE INSTALLED IN ACCORDANCE WITH BS7671 2018.
2. ALL CABLING TO FINAL OUTLET LOCATIONS TO BE CONCEALED WITHIN BLACK CONTAINMENT.
3. ALL WALL MOUNTED OUTLETS (SURFACE) TO BE METAL CLAD FINISH OR FLUSH MOUNTED PVC UNLESS STATED OTHERWISE.
4. ALL SOCKETS OUTLETS WILL BE PROTECTED BY RCBO'S WITHIN THE DISTRIBUTION BOARDS.
5. ALL WALL MOUNTED SOCKETS/DATA OUTLETS ARE TO BE COORDINATED WITH AV BRACKETS AND JOINERY.
6. TEA POINTS ARE SHOWN AS INDICATIVE, PLEASE REFER TO DETAILED JOINERY DRAWING FOR FINAL LOCATIONS OF SERVICES & ACCESSORIES.
7. ALL CLEANERS SOCKETS WILL BE INSTALLED ON DEDICATED CIRCUITS.
8. ALL COMMS CABINET POWER SUPPLIES WILL BE SUPPLIED ON DEDICATED.
9. CIRCUIT DETAILS AND ELECTRICAL DESIGN TO BE ADDED TO DRAWING FOLLOWING CLIENT/CONSULTANT COMMENTS ON QUANTITY AND ARRANGEMENTS.

NOTES – STRUCTURED CABLING

1. ALL STRUCTURED CABLING WILL BE EXCEL CAT 6, U/UTP, LSF.
2. ALL STRUCTURED CABLING WILL BE INSTALLED ON PRIMARY CONTAINMENT (CABLE BASKETS/CABLE TRAY) TO FINAL LOCATIONS.
3. NO NETWORK OUTLETS EXCEED 90m IN LENGTH.
4. EXCEL 25 YEAR WARRANTY TO BE PROVIDED FOR ALL NETWORK OUTLETS.

LEGEND – SMALL POWER

- DISTRIBUTION BOARD
- FB1 — 3 COMPARTMENT SURFACE MOUNTED FLOOR BOX c/w 2x DOUBLE SOCKET, 2x CAT.6 DATA & HDMI
- SINGLE SOCKET
- DOUBLE SOCKET
- CLEANERS SOCKET
- HDMI OUTLET
- HDMI LINK
- 25mm GALVANISED CONDUIT
- LOW LEVEL 2 COMPARTMENT TRUNKING
- COMMANDO SOCKET
- WALL MOUNTED ROTARY ISOLATOR
- SWITCHED FUSE CONNECTION UNIT
- CAT.6 DATA OUTLET
- METER
- 4–GANG ROTASOC

LEGEND – GENERAL

DA – DENOTES DOOR ACCESS
DW – DENOTES DISHWASHER
ZIP – DENOTES ZIP TAP
FR – DENOTES FRIDGE
EB – DENOTES ELECTRIC BLINDS
WB – DENOTES WATER BOOSTER
DC – DENOTES DATA CAB
PH – DENOTES PANEL HEATER
U/C – DENOTES UNDER–COUNTER
L/L – DENOTES 450mm AFFL
D/L – DENOTES 1100mm AFFL
M/L – DENOTES 1800mm AFFL
H/L – DENOTES HIGH LEVEL ON CEILING

Revision	Description	Date
C	UPDATED TO CLIENT COMMENTS	11.12.23
B	UPDATED FOLLOWING COMMENTS	30.11.23
A	PRELIMINARY ISSUED FOR COMMENT	25.10.23

NICEIC APPROVED CONTRACTOR

SAFECONTRACTOR APPROVED

Drawing Status
PROPOSED

H&O ELECTRICAL

Client
WORKSPACE DESIGN & BUILD

Project
NEPTUNE MILL

Title
FIRST FLOOR
SMALL POWER & DATA
LAYOUT

Drawn LY Date 11.12.23

Sheet A1

Scale 1:75

Drawing Number
H&O–J369–P01–C

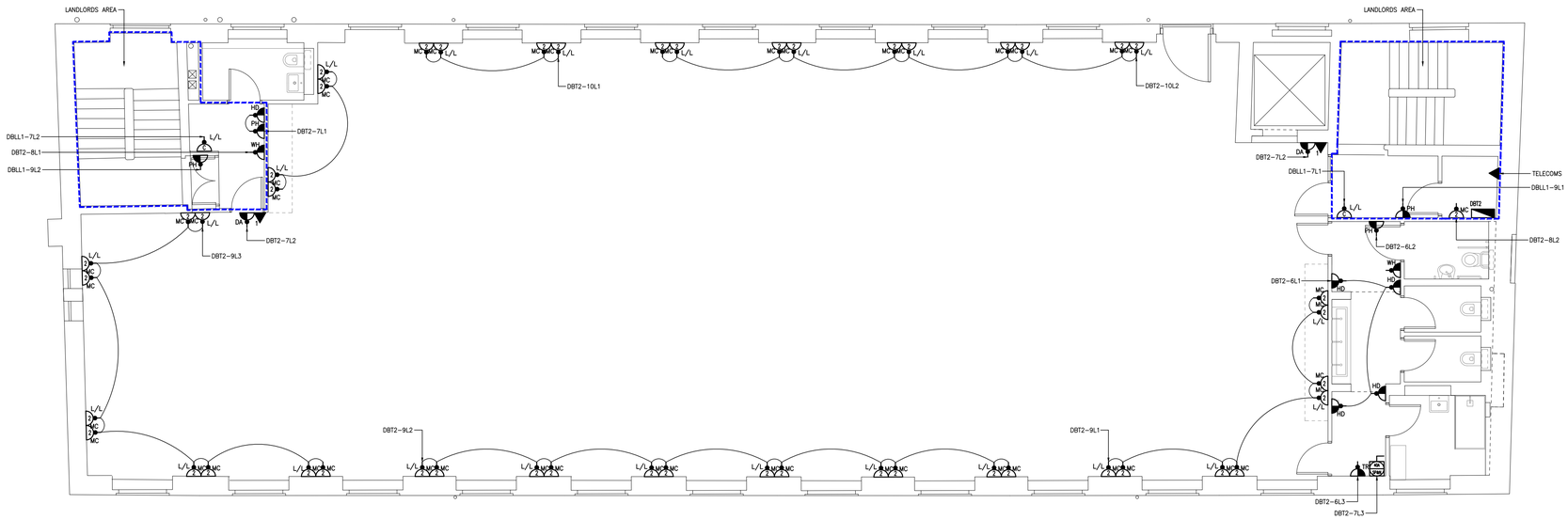

NOTES – SMALL POWER

1. ALL ELECTRICAL INSTALLATIONS WILL BE INSTALLED IN ACCORDANCE WITH BS7671 2018.
2. ALL CABLING TO FINAL OUTLET LOCATIONS TO BE CONCEALED WITHIN BLACK CONTAINMENT.
3. ALL WALL MOUNTED OUTLETS (SURFACE) TO BE METAL CLAD FINISH OR FLUSH MOUNTED PVC UNLESS STATED OTHERWISE.
4. ALL SOCKETS OUTLETS WILL BE PROTECTED BY RCBO'S WITHIN THE DISTRIBUTION BOARDS.
5. ALL WALL MOUNTED SOCKETS/DATA OUTLETS ARE TO BE COORDINATED WITH AV BRACKETS AND JOINERY.
6. TEA POINTS ARE SHOWN AS INDICATIVE, PLEASE REFER TO DETAILED JOINERY DRAWING FOR FINAL LOCATIONS OF SERVICES & ACCESSORIES.
7. ALL CLEANERS SOCKETS WILL BE INSTALLED ON DEDICATED CIRCUITS.
8. ALL COMMS CABINET POWER SUPPLIES WILL BE SUPPLIED ON DEDICATED.
9. CIRCUIT DETAILS AND ELECTRICAL DESIGN TO BE ADDED TO DRAWING FOLLOWING CLIENT/CONSULTANT COMMENTS ON QUANTITY AND ARRANGEMENTS.

NOTES – STRUCTURED CABLING

1. ALL STRUCTURED CABLING WILL BE EXCEL CAT 6, U/UTP, LSF.
2. ALL STRUCTURED CABLING WILL BE INSTALLED ON PRIMARY CONTAINMENT (CABLE BASKETS/CABLE TRAY) TO FINAL LOCATIONS.
3. NO NETWORK OUTLETS EXCEED 90m IN LENGTH.
4. EXCEL 25 YEAR WARRANTY TO BE PROVIDED FOR ALL NETWORK OUTLETS.

LEGEND – SMALL POWER

- DISTRIBUTION BOARD
- 3 COMPARTMENT SURFACE MOUNTED FLOOR BOX c/w 2x DOUBLE SOCKET, 2x CAT.6 DATA & HDMI
- SINGLE SOCKET
- DOUBLE SOCKET
- CLEANERS SOCKET
- HDMI OUTLET
- HDMI LINK
- 25mm GALVANISED CONDUIT
- LOW LEVEL 2 COMPARTMENT TRUNKING
- COMMANDO SOCKET
- WALL MOUNTED ROTARY ISOLATOR
- SWITCHED FUSE CONNECTION UNIT
- CAT.6 DATA OUTLET
- METER
- 4–GANG ROTASOC

LEGEND – GENERAL

DA – DENOTES DOOR ACCESS
DW – DENOTES DISHWASHER
ZIP – DENOTES ZIP TAP
FR – DENOTES FRIDGE
EB – DENOTES ELECTRIC BLINDS
WB – DENOTES WATER BOOSTER
DC – DENOTES DATA CAB
PH – DENOTES PANEL HEATER
U/C – DENOTES UNDER–COUNTER
L/L – DENOTES 450mm AFFL
D/L – DENOTES 1100mm AFFL
M/L – DENOTES 1800mm AFFL
H/L – DENOTES HIGH LEVEL ON CEILING

Revision	Description	Date
C	UPDATED TO CLIENT COMMENTS	11.12.23
B	UPDATED FOLLOWING COMMENTS	30.11.23
A	PRELIMINARY ISSUED FOR COMMENT	25.10.23

NICEIC APPROVED CONTRACTOR

SAFECONTRACTOR APPROVED

Drawing Status
PROPOSED

H&O ELECTRICAL

Client
WORKSPACE DESIGN & BUILD

Project
NEPTUNE MILL

Title
SECOND FLOOR SMALL POWER & DATA LAYOUT

Drawn LY Date 11.12.23

Sheet A1

Scale 1:75

Drawing Number
H&O–J369–P02–C

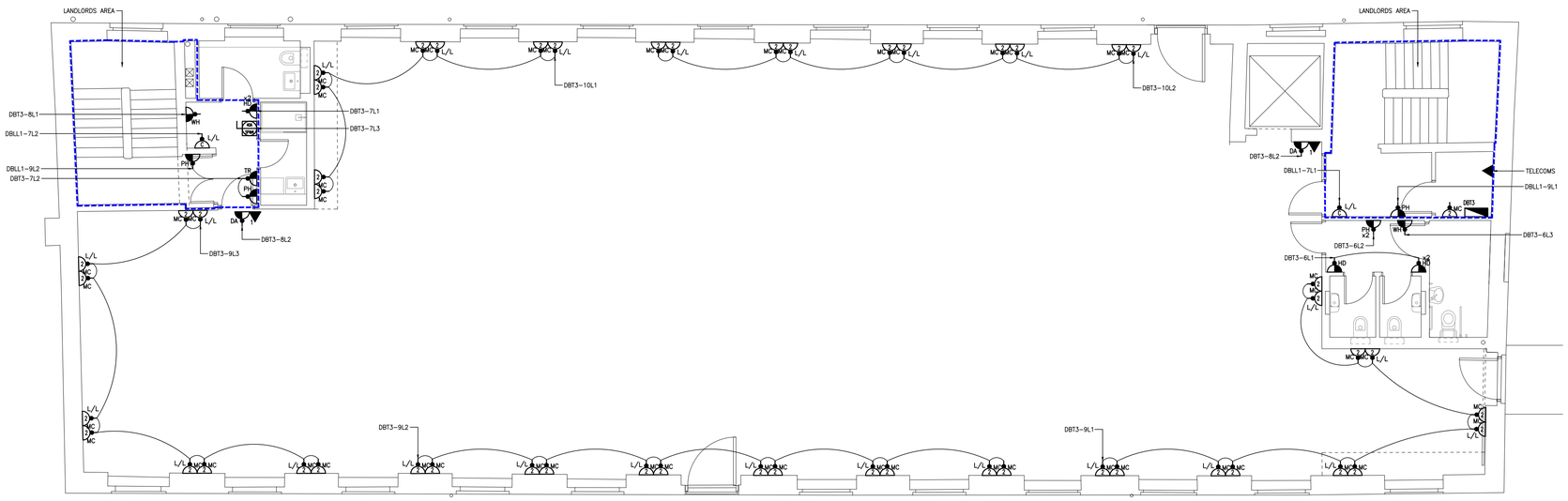

LEGEND – SMALL POWER

- DISTRIBUTION BOARD
- FB1 3 COMPARTMENT SURFACE MOUNTED FLOOR BOX c/w 2x DOUBLE SOCKET, 2x CAT.6 DATA & HDMI
- SINGLE SOCKET
- DOUBLE SOCKET
- CLEANERS SOCKET
- HDMI OUTLET
- HDMI LINK
- 25mm GALVANISED CONDUIT
- LOW LEVEL 2 COMPARTMENT TRUNKING
- COMMANDO SOCKET
- WALL MOUNTED ROTARY ISOLATOR
- SWITCHED FUSE CONNECTION UNIT
- CAT.6 DATA OUTLET
- METER
- 4–GANG ROTASOC

LEGEND – GENERAL

DA – DENOTES DOOR ACCESS
DW – DENOTES DISHWASHER
ZIP – DENOTES ZIP TAP
FR – DENOTES FRIDGE
EB – DENOTES ELECTRIC BLINDS
WB – DENOTES WATER BOOSTER
DC – DENOTES DATA CAB
PH – DENOTES PANEL HEATER
U/C – DENOTES UNDER–COUNTER
L/L – DENOTES 450mm AFFL
D/L – DENOTES 1100mm AFFL
M/L – DENOTES 1800mm AFFL
H/L – DENOTES HIGH LEVEL ON CEILING

NOTES – SMALL POWER

1. ALL ELECTRICAL INSTALLATIONS WILL BE INSTALLED IN ACCORDANCE WITH BS7671 2018.
2. ALL CABLING TO FINAL OUTLET LOCATIONS TO BE CONCEALED WITHIN BLACK CONTAINMENT.
3. ALL WALL MOUNTED OUTLETS (SURFACE) TO BE METAL CLAD FINISH OR FLUSH MOUNTED PVC UNLESS STATED OTHERWISE.
4. ALL SOCKETS OUTLETS WILL BE PROTECTED BY RCBO'S WITHIN THE DISTRIBUTION BOARDS.
5. ALL WALL MOUNTED SOCKETS/DATA OUTLETS ARE TO BE COORDINATED WITH AV BRACKETS AND JOINERY.
6. TEA POINTS ARE SHOWN AS INDICATIVE, PLEASE REFER TO DETAILED JOINERY DRAWING FOR FINAL LOCATIONS OF SERVICES & ACCESSORIES.
7. ALL CLEANERS SOCKETS WILL BE INSTALLED ON DEDICATED CIRCUITS.
8. ALL COMMS CABINET POWER SUPPLIES WILL BE SUPPLIED ON DEDICATED.
9. CIRCUIT DETAILS AND ELECTRICAL DESIGN TO BE ADDED TO DRAWING FOLLOWING CLIENT/CONSULTANT COMMENTS ON QUANTITY AND ARRANGEMENTS.

NOTES – STRUCTURED CABLING

1. ALL STRUCTURED CABLING WILL BE EXCEL CAT 6, U/UTP, LSF.
2. ALL STRUCTURED CABLING WILL BE INSTALLED ON PRIMARY CONTAINMENT (CABLE BASKETS/CABLE TRAY) TO FINAL LOCATIONS.
3. NO NETWORK OUTLETS EXCEED 90m IN LENGTH.
4. EXCEL 25 YEAR WARRANTY TO BE PROVIDED FOR ALL NETWORK OUTLETS.

Revision	Description	Date
C	UPDATED TO CLIENT COMMENTS	11.12.23
B	UPDATED FOLLOWING COMMENTS	30.11.23
A	PRELIMINARY ISSUED FOR COMMENT	25.10.23

NICEIC APPROVED CONTRACTOR

SAFECONTRACTOR APPROVED

Drawing Status
PROPOSED

H&O ELECTRICAL

Client
WORKSPACE DESIGN & BUILD

Project
NEPTUNE MILL

Title
THIRD FLOOR
SMALL POWER & DATA
LAYOUT

Drawn LY Date 11.12.23

Sheet A1

Scale 1:75

Drawing Number
H&O–J369–P03–C

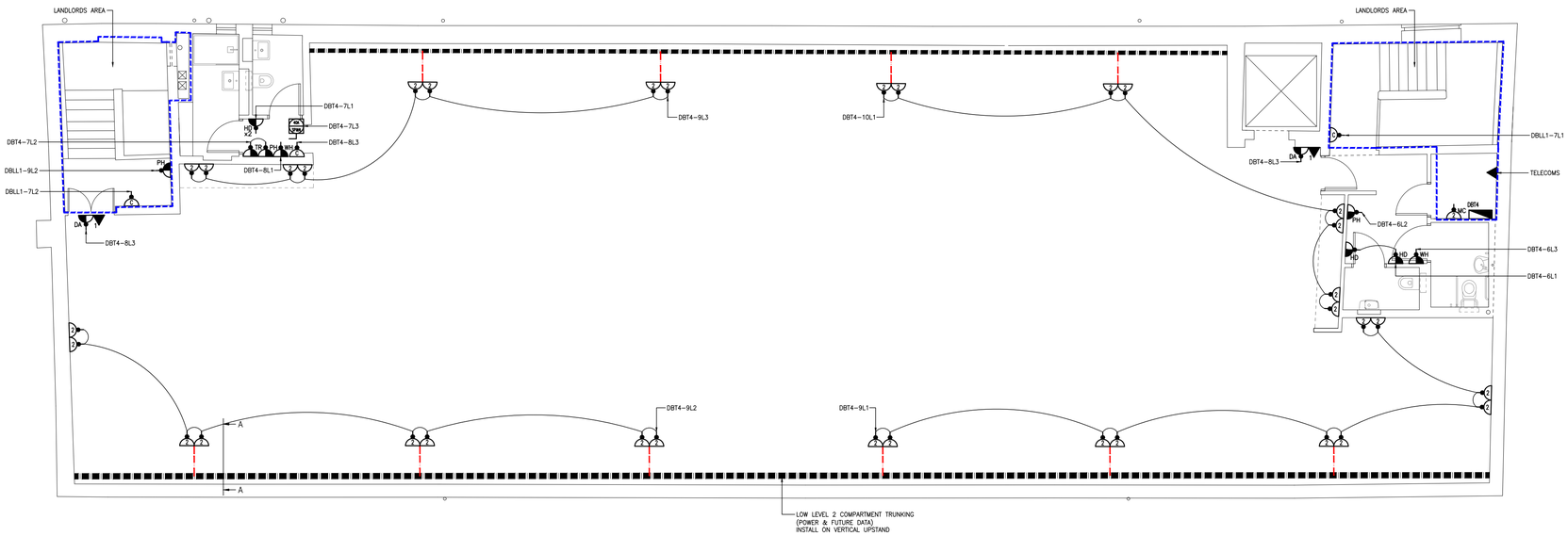

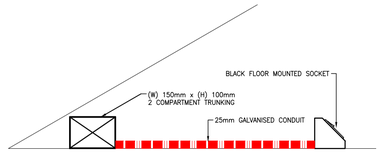

SECTION 'A–A'

LEGEND – SMALL POWER

- DISTRIBUTION BOARD
- 3 COMPARTMENT SURFACE MOUNTED FLOOR BOX c/w 2x DOUBLE SOCKET, 2x CAT.6 DATA & HDMI
- SINGLE SOCKET
- DOUBLE SOCKET
- CLEANERS SOCKET
- HDMI OUTLET
- HDMI LINK
- 25mm GALVANISED CONDUIT
- LOW LEVEL 2 COMPARTMENT TRUNKING
- COMMANDO SOCKET
- WALL MOUNTED ROTARY ISOLATOR
- SWITCHED FUSE CONNECTION UNIT
- CAT.6 DATA OUTLET
- METER
- 4–GANG ROTASOC

LEGEND – GENERAL

DA – DENOTES DOOR ACCESS
DW – DENOTES DISHWASHER
ZIP – DENOTES ZIP TAP
FR – DENOTES FRIDGE
EB – DENOTES ELECTRIC BLINDS
WB – DENOTES WATER BOOSTER
DC – DENOTES DATA CAB
PH – DENOTES PANEL HEATER
U/C – DENOTES UNDER–COUNTER
L/L – DENOTES 450mm AFFL
D/L – DENOTES 1100mm AFFL
M/L – DENOTES 1800mm AFFL
H/L – DENOTES HIGH LEVEL ON CEILING

NOTES – SMALL POWER

1. ALL ELECTRICAL INSTALLATIONS WILL BE INSTALLED IN ACCORDANCE WITH BS7671 2018.
2. ALL CABLING TO FINAL OUTLET LOCATIONS TO BE CONCEALED WITHIN BLACK CONTAINMENT.
3. ALL WALL MOUNTED OUTLETS (SURFACE) TO BE METAL CLAD FINISH OR FLUSH MOUNTED PVC UNLESS STATED OTHERWISE.
4. ALL SOCKETS OUTLETS WILL BE PROTECTED BY RCBO'S WITHIN THE DISTRIBUTION BOARDS.
5. ALL WALL MOUNTED SOCKETS/DATA OUTLETS ARE TO BE COORDINATED WITH AV BRACKETS AND JOINERY.
6. TEA POINTS ARE SHOWN AS INDICATIVE, PLEASE REFER TO DETAILED JOINERY DRAWING FOR FINAL LOCATIONS OF SERVICES & ACCESSORIES.
7. ALL CLEANERS SOCKETS WILL BE INSTALLED ON DEDICATED CIRCUITS.
8. ALL COMMS CABINET POWER SUPPLIES WILL BE SUPPLIED ON DEDICATED.
9. CIRCUIT DETAILS AND ELECTRICAL DESIGN TO BE ADDED TO DRAWING FOLLOWING CLIENT/CONSULTANT COMMENTS ON QUANTITY AND ARRANGEMENTS.

NOTES – STRUCTURED CABLING

1. ALL STRUCTURED CABLING WILL BE EXCEL CAT 6, U/UTP, LSF.
2. ALL STRUCTURED CABLING WILL BE INSTALLED ON PRIMARY CONTAINMENT (CABLE BASKETS/CABLE TRAY) TO FINAL LOCATIONS.
3. NO NETWORK OUTLETS EXCEED 90m IN LENGTH.
4. EXCEL 25 YEAR WARRANTY TO BE PROVIDED FOR ALL NETWORK OUTLETS.

Revision	Description	Date
C	UPDATED TO CLIENT COMMENTS	11.12.23
B	UPDATED FOLLOWING COMMENTS	30.11.23
A	PRELIMINARY ISSUED FOR COMMENT	25.10.23

NICEIC APPROVED CONTRACTOR

SAFECONTRACTOR APPROVED

Drawing Status
PROPOSED

H&O ELECTRICAL

Client
WORKSPACE DESIGN & BUILD

Project
NEPTUNE MILL

Title
FOURTH FLOOR
SMALL POWER & DATA
LAYOUT

Drawn LY Date 11.12.23

Sheet A1

Scale 1:75

Drawing Number
H&O–J369–P04–C

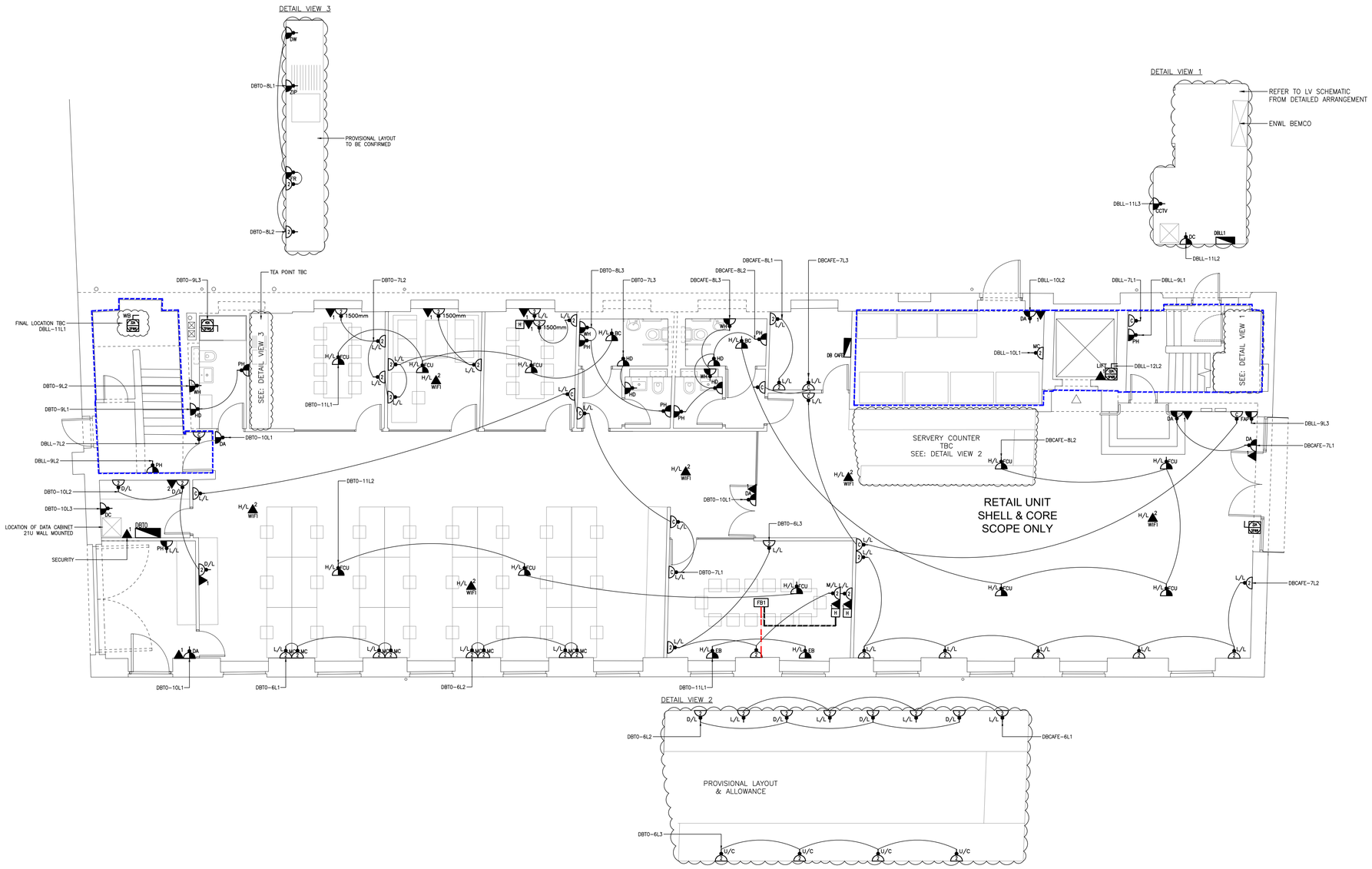

LEGEND – SMALL POWER

- DISTRIBUTION BOARD
- 3 COMPARTMENT SURFACE MOUNTED FLOOR BOX c/w 2x DOUBLE SOCKET, 2x CAT.6 DATA & HDMI
- SINGLE SOCKET
- DOUBLE SOCKET
- CLEANERS SOCKET
- HDMI OUTLET
- HDMI LINK
- 25mm GALVANISED CONDUIT
- LOW LEVEL 2 COMPARTMENT TRUNKING
- COMMANDO SOCKET
- WALL MOUNTED ROTARY ISOLATOR
- SWITCHED FUSE CONNECTION UNIT
- CAT.6 DATA OUTLET
- METER
- 4–GANG ROTASOC

LEGEND – GENERAL

DA – DENOTES DOOR ACCESS
DW – DENOTES DISHWASHER
ZIP – DENOTES ZIP TAP
FR – DENOTES FRIDGE
EB – DENOTES ELECTRIC BLINDS
WB – DENOTES WATER BOOSTER
DC – DENOTES DATA CAB
PH – DENOTES PANEL HEATER
U/C – DENOTES UNDER–COUNTER
L/L – DENOTES 450mm AFFL
D/L – DENOTES 1100mm AFFL
M/L – DENOTES 1800mm AFFL
H/L – DENOTES HIGH LEVEL ON CEILING

NOTES – SMALL POWER

1. ALL ELECTRICAL INSTALLATIONS WILL BE INSTALLED IN ACCORDANCE WITH BS7671 2018.
2. ALL CABLING TO FINAL OUTLET LOCATIONS TO BE CONCEALED WITHIN BLACK CONTAINMENT.
3. ALL WALL MOUNTED OUTLETS (SURFACE) TO BE METAL CLAD FINISH OR FLUSH MOUNTED PVC UNLESS STATED OTHERWISE.
4. ALL SOCKETS OUTLETS WILL BE PROTECTED BY RCBO'S WITHIN THE DISTRIBUTION BOARDS.
5. ALL WALL MOUNTED SOCKETS/DATA OUTLETS ARE TO BE COORDINATED WITH AV BRACKETS AND JOINERY.
6. TEA POINTS ARE SHOWN AS INDICATIVE, PLEASE REFER TO DETAILED JOINERY DRAWING FOR FINAL LOCATIONS OF SERVICES & ACCESSORIES.
7. ALL CLEANERS SOCKETS WILL BE INSTALLED ON DEDICATED CIRCUITS.
8. ALL COMMS CABINET POWER SUPPLIES WILL BE SUPPLIED ON DEDICATED.
9. CIRCUIT DETAILS AND ELECTRICAL DESIGN TO BE ADDED TO DRAWING FOLLOWING CLIENT/CONSULTANT COMMENTS ON QUANTITY AND ARRANGEMENTS.

NOTES – STRUCTURED CABLING

1. ALL STRUCTURED CABLING WILL BE EXCEL CAT 6, U/UTP, LSF.
2. ALL STRUCTURED CABLING WILL BE INSTALLED ON PRIMARY CONTAINMENT (CABLE BASKETS/CABLE TRAY) TO FINAL LOCATIONS.
3. NO NETWORK OUTLETS EXCEED 90m IN LENGTH.
4. EXCEL 25 YEAR WARRANTY TO BE PROVIDED FOR ALL NETWORK OUTLETS.

Revision	Description	Date
D	UPDATED TO CLIENT COMMENTS	19.12.23
C	UPDATED TO CLIENT COMMENTS	11.12.23
B	UPDATED FOLLOWING COMMENTS	30.11.23
A	PRELIMINARY ISSUED FOR COMMENT	09.11.23

NICEIC APPROVED CONTRACTOR

SAFECONTRACTOR APPROVED

Drawing Status
PROPOSED

H&O ELECTRICAL

Client
WORKSPACE DESIGN & BUILD

Project
NEPTUNE MILL

Title
GROUND FLOOR SMALL POWER & DATA LAYOUT

Drawn LY Date 19.12.23

Sheet A1

Scale 1:75

Drawing Number
H&O–J369–P00–D