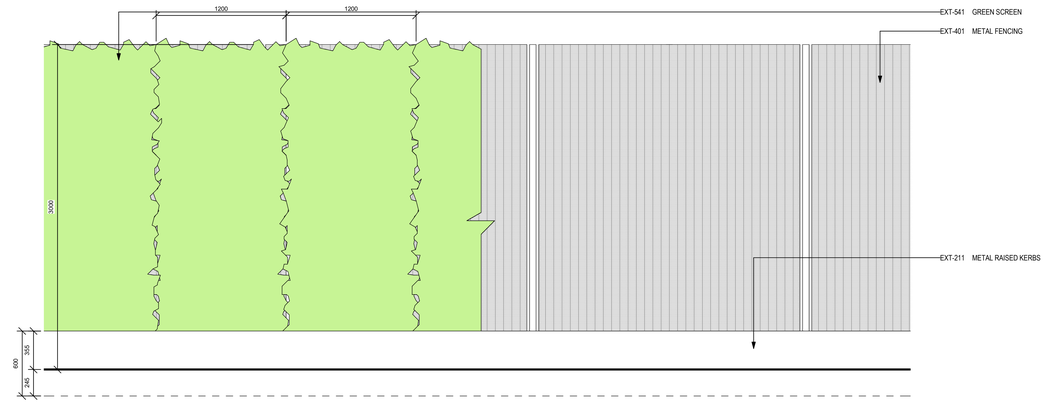

1 GREEN SCREEN ON FENCE ELEVATION
1 : 20

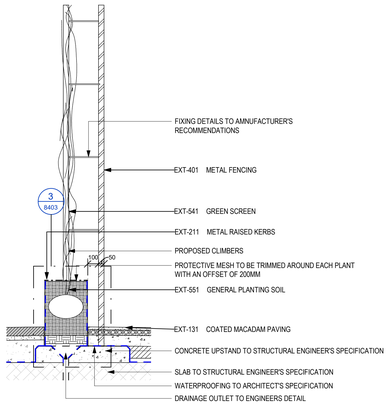

2 TYPICAL GREEN SCREEN ON FENCE SECTION
1 : 20

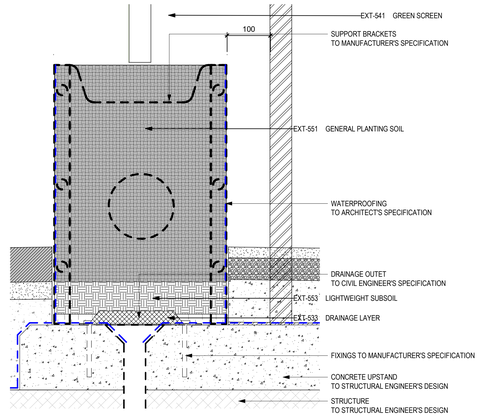

3 TYPICAL METAL RAISED KERB DETAIL
1 : 5

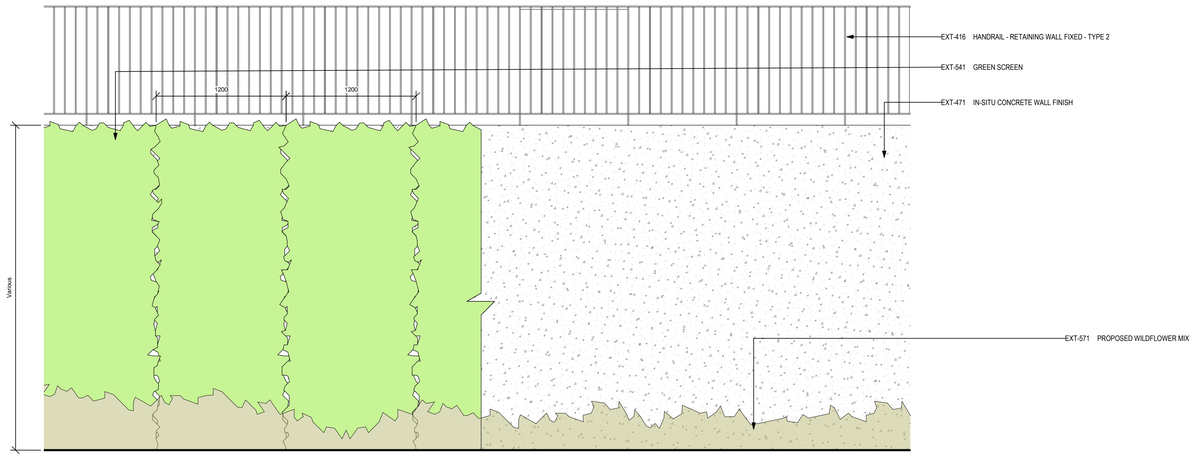

4 GREEN SCREEN ON RETAINING WALL ELEVATION
1 : 20

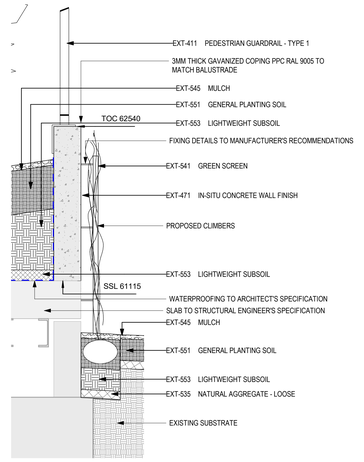

5 GREEN SCREEN ON RETAINING WALL SECTION
1 : 20

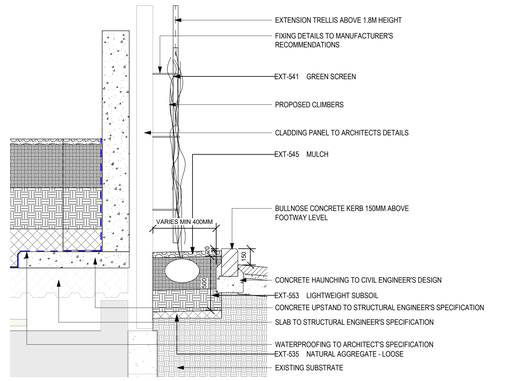

6 GREEN SCREEN ON RETAINING WALL - ALAN TURING WAY SECTION
1 : 20



7 GREEN SCREEN FREESTANDING ELEVATION
1 : 20

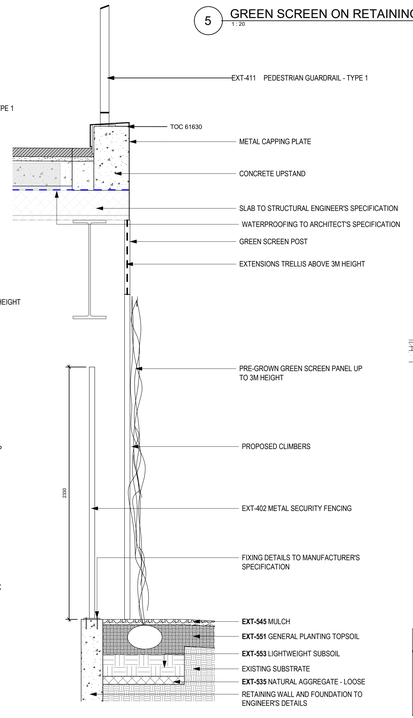

8 GREEN SCREEN FREESTANDING SECTION
1 : 20

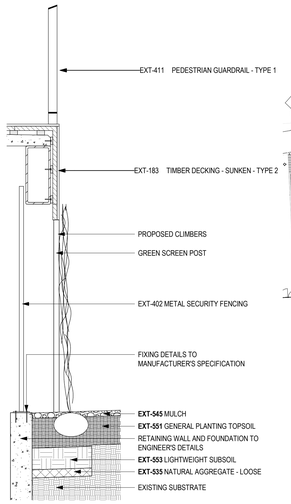

10 GREEN SCREEN FREESTANDING BELOW TERRACE
1 : 20

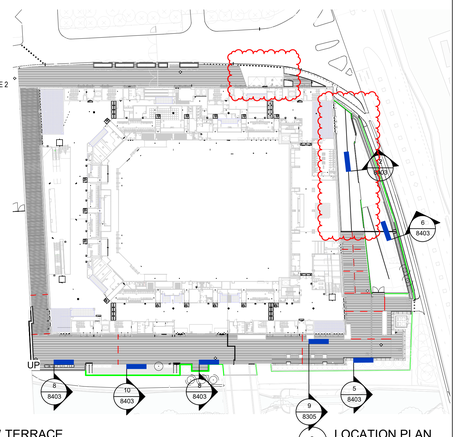

9 LOCATION PLAN
1 : 1000

Suitability Code (as defined in ISO 19650-2:2018).

Work in Progress (WIP)
S0 - Initial Status

Shared (Non- Contractual)
S1 - Suitable for co-ordination
S2 - Suitable for information
S3 - Suitable for review & comment
S4 - Suitable for stage approval
S5 - Withdrawn
S6 - Suitable for PIM authorisation
S7 - Suitable for AIM authorisation

Published (Contractual)
A1, A2, A3, Etc - Authorised and accepted
B1,B2,B3, Etc. - Partial sign-off (with comments)

Published (AIM Acceptance)
CR - As constructed record document

KEY PLAN

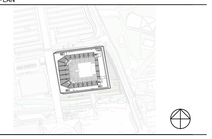

NOTES.

1. FOR INTERFACE DETAIL BETWEEN GREEN SCREEN AND MAINTENANCE GATE PLEASE REFER TO DRAWING: BRA-POP-ZZ-ZZ-DR-L-8376

THIS DRAWING IS ONLY TO SCALE IF IT IS REPRODUCED AT THE CORRECT PAPER SIZE

1:20@A0

0 0.4 0.8 1.6 m

ALL INTERNAL LAYOUTS AND USES ARE SHOWN FOR ILLUSTRATIVE PURPOSES ONLY AND ARE NOT FOR DETERMINATION

Safety, Health and Environmental Information
In addition to the hazards / risks normally associated with the types of work detailed on this drawing, note the following risks and information:

Construction	See risk register No abnormal risks identified with this package of work

For information relating to Use, Cleaning and Maintenance see the Health and Safety File. It is assumed that all works will be carried out by a competant contractor working, where appropriate, to an approved method statement.

client

OVG INTERNATIONAL

© COPYRIGHT, ALL RIGHTS RESERVED

THIS WORK IS COPYRIGHT AND CANNOT BE REPRODUCED OR COPIED IN ANY FORM OR BY ANY OTHER MEANS (GRAPHIC, ELECTRONIC OR MECHANICAL INCLUDING PHOTOCOPYING) WITHOUT THE PERMISSION OF THE COPYRIGHT OWNER. ANY RIGHTS IN THIS WORK TO USE THIS DOCUMENT FOR ANY PURPOSE WHATSOEVER IS RESTRICTED TO THE TERMS OF THE AGREEMENT OR IMPLIED AGREEMENT BETWEEN POPULOUS AND THE INSTRUCTING PARTY.

USE FIGURED DIMENSIONS IN PREFERENCE TO SCALED. CHECK ALL DIMENSIONS ON SITE BEFORE FABRICATION OR SETTING OUT

architect

POPULOUS®

14 BLADES COURT | DEODAR ROAD | LONDON | SW15 2NU | UNITED KINGDOM
TELEPHONE +44 (0)20 8874 7666 FACSIMILE +44 (0)20 8874 7470
ALL PRODUCTION & INTELLECTUAL PROPERTY RIGHTS RESERVED © POPULOUS 2009

REVISIONS

REV	DATE	DESCRIPTION
00	14.04.2020	ISSUED FOR T1 DRAFT STAGE 4A
01	22.06.2020	ISSUED FOR T2 STAGE 4a
02	30.06.2021	STAGE 4B LIVING WALL AND GREEN SCREEN
C01	18.11.2021	GREEN SCREEN ISSUED FOR CONSTRUCTION
C02	27.05.2022	SECURITY FENCE ADDED BEHIND GREEN SCREEN IN SOUTH WEST CORNER ALONG ASHTON CANAL
C03	24.11.2023	BALUSTRADE FIXING DETAIL UPDATE
C04	18.03.2024	PAVING UPDATE

project name **Co-op Live**

title TYPICAL GREEN SCREEN DETAILS

purpose of issue **CONSTRUCTION**

scale	As indicated @ A0	drawn	FP	Project no.	Suitability
date	14/04/20	checked	TJ	4933	**S4**

reference project code originator volume level type role number **BRA-POP-ZZ-ZZ-DR-L-8403** rev. **C04**