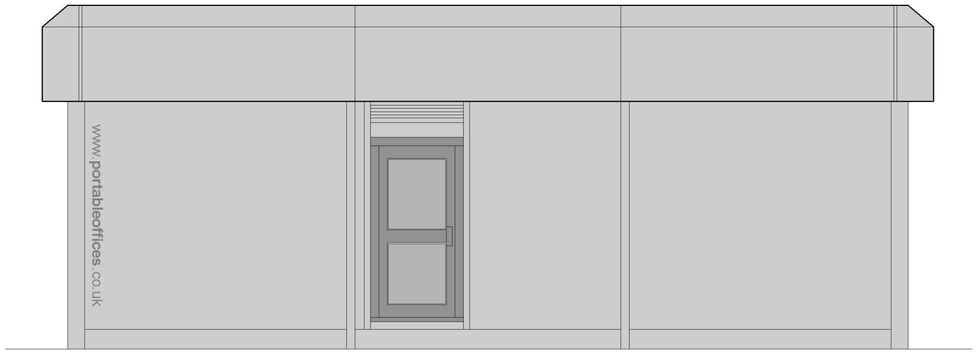

Elevation C



Elevation D

Elevation A

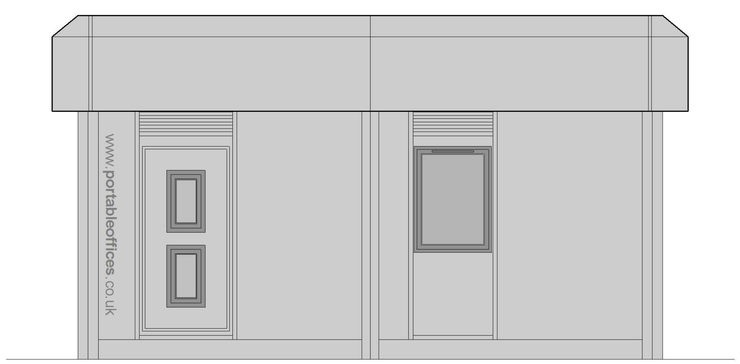

Elevation B

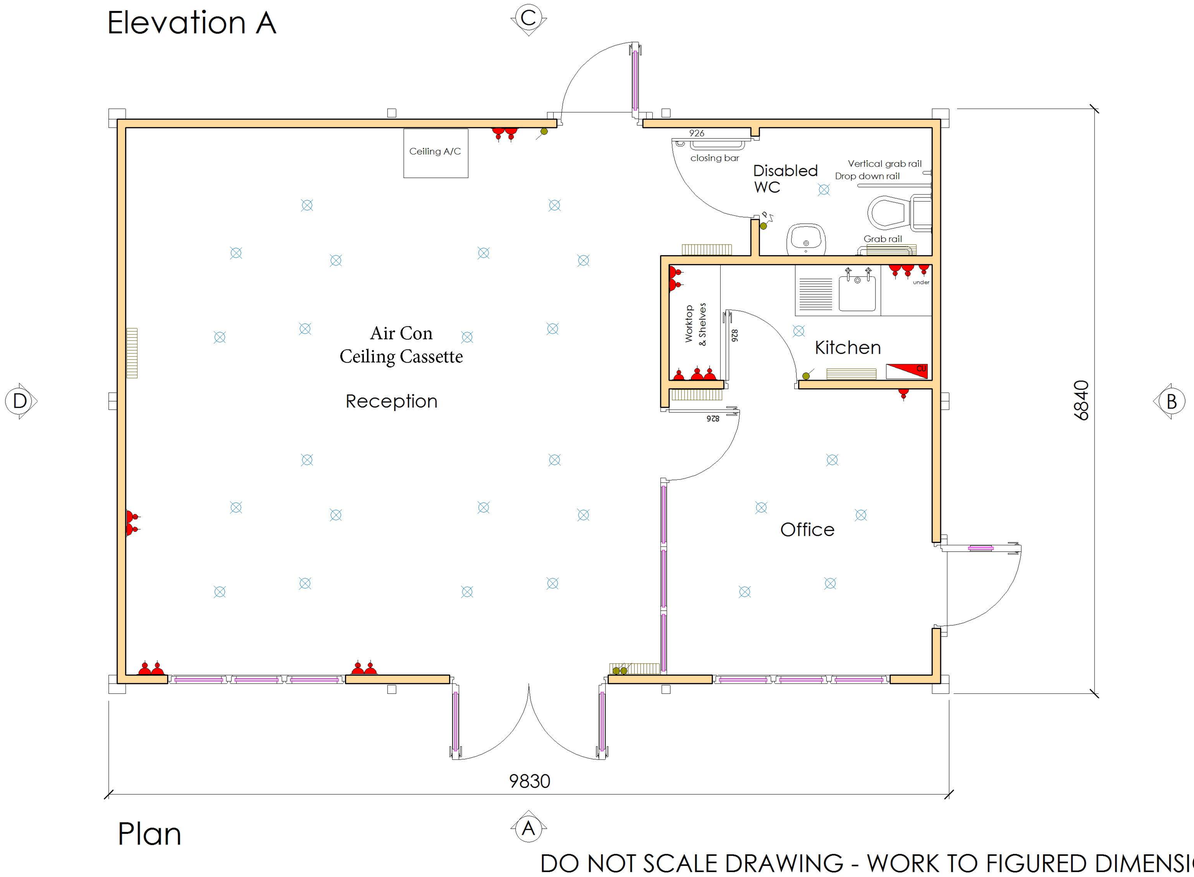

Plan

DO NOT SCALE DRAWING - WORK TO FIGURED DIMENSIONS IN ALL CASES

0m 1m 2m 3m 4m 5m

Scale 1:50

Key to symbols

- Double switched socket
- Single switched socket
- Ceiling Socket
- Single switch
- 2 way switch
- Pull Switch
- Fused switch isolator
- Cooker Point
- Bulkhead Light
- Under cupboard light
- Pendant light
- 2D Ext. Emergency Bulkhead Light
- 1.5m Fluorescent Light
- 1.5m Cat2 light fitting
- EL Emergency Light
- MDU Main Distribution Unit
- Convector Heater
- Downflow Heater
- TEL Telephone socket
- TV Television socket
- DATA Data socket Cat 5
- Radiator
- Tubular Heater
- MV Mechanical Ventilation
- MV Mechanical Ventilation
- VP Vision Panel with Fire Resisting Glass
- F Finger Guard
- C Door Closer
- W Water Heater
- Wc Water Cooler
- Hand Dryer
- L Lever Action Taps
- FD30 Fire Door (30 min integrity)

Rev		Date	Drawn

All Dimensions in millimetres unless otherwise stated

This drawing must not be re-issued, loaned or copied without the express permission of Portable Offices
TEL: 01244 535566

Portable Offices
PORTABLE ACCOMMODATION

Factory Road
Sandycroft
Deeside
Flintshire
CH5 2QJ
Tel: 01244 535566
Fax: 01244 520347
Web: www.portableoffices.co.uk

Client			
Project: Stock 4604			
Drawing: Modular Building			
Drawn by: Paul Roberts	Date: 03/07/13		
Checked by	Sheet: 1 of 1	Scale: 1 : 50	Size: A2
Drawing number: **13-138**	Rev: 0	Issue status	

This drawing is to be read in conjection with related drawings. Do not scale from this drawing. All dimensions must be verified on site before any work or producing shop drawings. The originator should be notified immediately of any discrepency