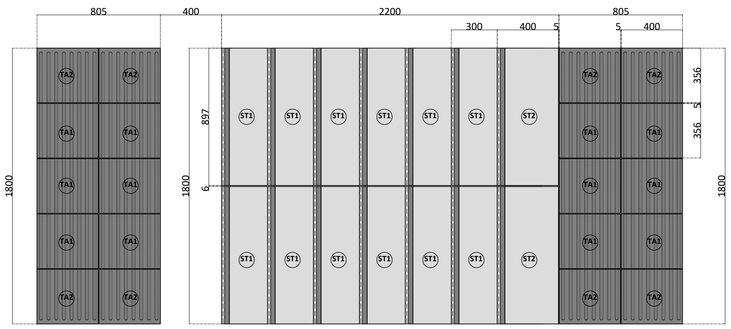
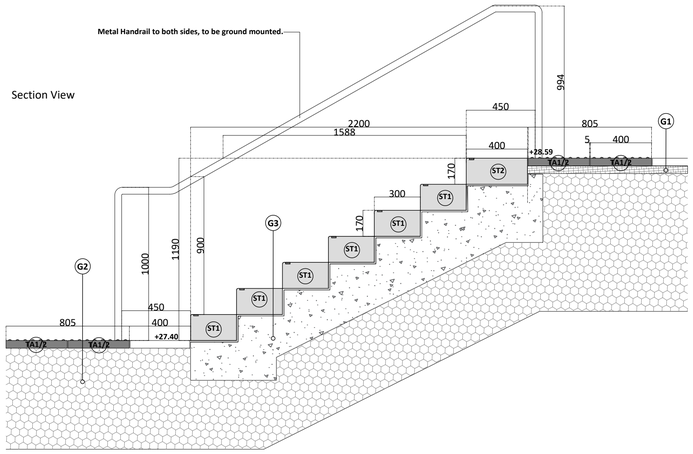
STEP RUN - TYPE A
Scale - 1:20

Plan View



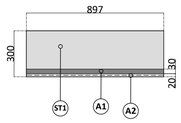
Section View



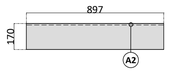
STEP DETAILS
SCALE - 1:20

ST1

Plan View



Front Elevation

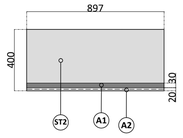


Side Elevation



ST2

Plan View



Front Elevation



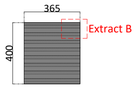
Side Elevation



TACTILE UNIT DETAILS
SCALE - 1:20

TA1

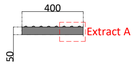
Plan View



Front Elevation

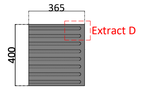


Side Elevation



TA2

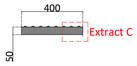
Plan View



Front Elevation

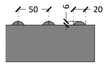


Side Elevation

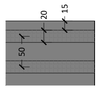


Extract Details
SCALE - 1:5

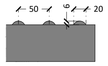
Extract A



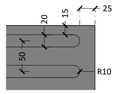
Extract B



Extract C



Extract D



SPECIFICATION

Step Type:
ST1 - Cinza Montemuro Granite Solid Step unit, L897 x W300 x D170mm, Flamed Finish, with contrasting nose, as supplied by Hardscape or similar approved
ST2 - Cinza Montemuro Granite Solid Step unit, L897 x W400 x D170mm, Flamed Finish, with contrasting nose, as supplied by Hardscape or similar approved

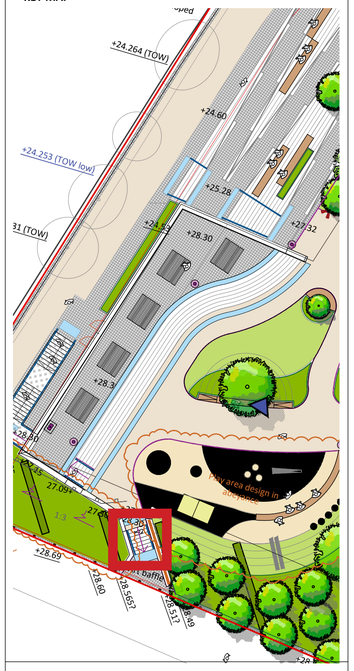
Tactile Paving:
TA1 - Cinza Montemuro Granite Tactile Paving unit, L365 x W400 x D50mm, Flamed Finish, as supplied by Hardscape or similar approved.
TA2 - Cinza Montemuro Granite Tactile Paving end unit, L365 x W400 x D50mm, Flamed Finish, as supplied by Hardscape or similar approved.

Finishes/ Accessories:
A1 - Contrasting nose to the step units in Hardscape Black Granite.
A2 - 10mm pencil edge

Ground Formation and Fill Materials:
G1 - Mortar Bed to engineers details
G2 - Below ground build up to engineers details
G3 - Concrete foundation to engineers details

NOTE: ALL WATERPROOFING/ INSULATION/ VOID FORMERS AND GROUND BUILD UP TO BE DESIGNED BY WATERPROOFING SPECIALIST IN CONSULTATION WITH THE ARCHITECT AND ENGINEERS

KEY MAP


+24.264 (TOW)
+24.60
+24.253 (TOW low)
+25.28
+25.32
+28.30
+28.3
+28.69
+28.60
+28.90
+28.80
Play area design in accordance with BS EN 1176 & BS EN 1177
Safety surface to be Wetpour rubber crumb
Wetpour rubber crumb safety surface to be laid to a depth of 40mm
Timber edging to be laid flush with surface
Timber edging to be laid flush with surface
Timber edging to be laid flush with surface