Air Conditioning | Product Information

MITSUBISHI ELECTRIC

R2 Series VRF

Standard Efficiency (22.4-45kW)

Simultaneous Heating and Cooling with Heat Recovery Outdoor Unit

CITY MULTI

The City Multi R2 Heat Recovery system meets the demand for simultaneous heating and cooling, with the added benefit of heat recovery.

As the only 2-pipe Heat Recovery system on the market, the modular City Multi R2 range offers huge benefits in terms of ease of installation and maintenance, as well as complete design flexiblity.

Ideal for a wide range of applications such as hotels, offices and leisure premises.

Key Features & Benefits:

- Energy efficient operation through heat recovery, saving up to 30% over Heat Pump systems
- Utilises lower GWP R32 refrigerant
- Provides simultaneous heating and cooling with a high level of thermal comfort
- Unique 2-pipe system for ease of installation and maintenance
- Adjustable noise level options to suit application
- Connectable to a broad choice of indoor unit types and capacities

R410A

Air Conditioning | Product Information

R2 Series VRF
Standard Efficiency (22.4-45kW)
Simultaneous Heating and Cooling with Heat Recovery Outdoor Unit

R410A

OUTDOOR UNITS		PURY-P200YNW-A2	PURY-P250YNW-A2	PURY-P300YNW-A2	PURY-P350YNW-A2	PURY-P400YNW-A2	PURY-P400YSNW-A2
CAPACITY (kW)	Heating (nominal)	25.0	31.5	33.5	45.0	50.0	50.0
	Cooling (nominal)	22.4	28.0	33.5	40.0	45.0	44.8
	High Performance Heating (UK)	25.0	31.5	31.8	42.8	45.0	50.0
	COP Priority Heating (UK)	22.8	28.7	30.1	41.0	43.0	45.5
	Cooling (UK)	20.0	25.1	30.0	35.8	40.3	40.1
POWER INPUT (kW)	Heating (nominal)	6.79	9.57	9.62	13.88	16.66	14.00
	Cooling (nominal)	6.68	10.25	11.75	14.92	19.65	13.78
	High Performance Heating (UK)	8.56	12.06	12.79	18.46	18.99	17.92
	COP Priority Heating (UK)	6.79	9.57	9.62	13.88	16.16	14.00
	Cooling (UK)	3.87	5.95	6.82	8.65	12.58	7.99
COP / EER (nominal)		3.68 / 3.35	3.29 / 2.73	3.48 / 2.85	3.24 / 2.68	3.00 / 2.29	3.57 / 3.25
SCOP / SEER		-	-	-	-	-	-
MAX NO. OF CONNECTABLE INDOOR UNITS		20	25	30	35	40	40
MAX CONNECTABLE CAPACITY		50~150% OU Capacity	50~150% OU Capacity	50~150% OU Capacity	50~150% OU Capacity	50~150% OU Capacity	50~150% OU Capacity
AIRFLOW (m^3/min)	High	170	220	240	250	315	170 / 170
PIPE SIZE mm (in)	Gas	19.05 (3/4")	22.2 (7/8")	22.2 (7/8")	28.58 (1-1/8")	28.58 (1-1/8")	28.58 (1-1/8")
	Liquid	15.88 (5/8")	19.05 (3/4")	19.05 (3/4")	19.05 (3/4")	22.2 (7/8")	22.2 (7/8")
SOUND PRESSURE LEVEL (dBA) @ 1m	Heating / Cooling	59.0 / 59.0	64.0 / 60.5	67.0 / 61.0	64.0 / 62.5	69.0 / 65.0	62.0 / 62.0
SOUND POWER LEVEL (dBA) @ 100% CAPACITY	Heating / Cooling	76.0 / 76.0	83.0 / 78.0	86.0 / 80.0	83.0 / 81.0	88.0 / 83.0	79.0 / 79.0
SOUND POWER LEVEL (dBA) @ 90% CAPACITY	Heating / Cooling	- / 71.0	81.0 / 73.5	78.5 / 74.5	81.0 / 76.0	81.0 / 77.0	- / 74.0
SOUND POWER LEVEL (dBA) @ 75% CAPACITY	Heating / Cooling	- / 66.5	77.0 / 69.5	74.5 / 70.5	77.0 / 73.0	75.0 / 73.0	- / 69.5
WEIGHT (kg)		214	223	225	269	269	214 +214
DIMENSIONS (mm)	Width	920	920	920	1240	1240	920 + 920
	Depth	740	740	740	740	740	740
(1798mm without legs)	Height	1858	1858	1858	1858	1858	1858
ELECTRICAL SUPPLY*1		380-415v, 50Hz	380-415v, 50Hz	380-415v, 50Hz	380-415v, 50Hz	380-415v, 50Hz	380-415v, 50Hz
PHASE*1		Three	Three	Three	Three	Three	Three
STARTING CURRENT (A)*1		8	8	8	8	8	8
NOMINAL SYSTEM RUNNING CURRENT (A)*1	Heating / Cooling [MAX]	10.8 / 10.7 [16.1]	15.3 / 16.4 [21.4]	15.4 / 18.8 [23.4]	22.2 / 23.9 [27.6]	26.7 / 31.5 [35.1]	22.4 / 22.0 [16.1 + 16.1]
GUARANTEED OPERATING RANGE (ºC)	Heating / Cooling	-20~15.5 / -5~52	-20~15.5 / -5~52	-20~15.5 / -5~52	-20~15.5 / -5~52	-20~15.5 / -5~52	-20~15.5 / -5~52
FUSE RATING (MCB sizes BS EN 60947-2) - (A)*1		1 x 20	1 x 25	1 x 25	1 x 32	1 x 40	1 x 20 / 1 x 20
MAINS CABLE No. Cores*1		4 + earth	4 + earth	4 + earth	4 + earth	4 + earth	4 + earth / 4 + earth
CHARGE REFRIGERANT (kg) / CO_2 EQUIVALENT (T) R410A (GWP 2088)		5.2 / 10.9	5.2 / 10.9	5.2 / 10.9	8 / 16.7	8 / 16.7	10.4 / 21.7
MAX ADDITIONAL REFRIGERANT (KG) / CO_2 EQUIVALENT (T) R410A (GWP 2088)		31.8 / 66.4	37.8 / 78.9	37.8 / 78.9	41.3 / 86.2	47.3 / 98.8	60.6 / 126.5

Notes: ErP Lot 6 calculation method to EN14825. *1 A separate power supply is required for each module. Where more than one figure is quoted there are multiple modules.

PURY-P200/250/300YNW-A2 DIMENSIONS

SIDE VIEW FRONT VIEW

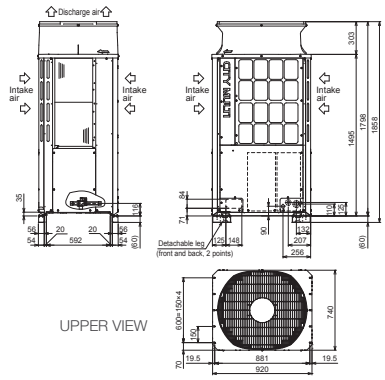

PURY-P350/400YNW-A2 DIMENSIONS

SIDE VIEW FRONT VIEW

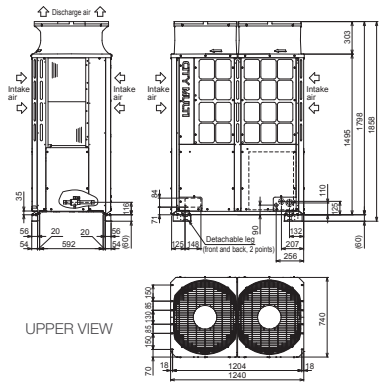

PURY-P400YSNW-A2 DIMENSIONS

SIDE VIEW FRONT VIEW

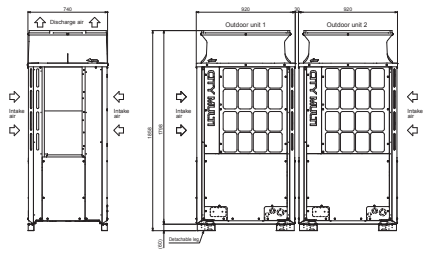

MITSUBISHI ELECTRIC
Changes for the Better

Telephone: **01707 282880**
email: **air.conditioning@meuk.mee.com**
les.mitsubishielectric.co.uk

@meuk_les @green_gateway
Mitsubishi Electric Living Environmental Systems UK
Mitsubishi Electric Cooling and Heating UK
mitsubishielectricuk_les
Mitsubishi Electric Living Environmental Systems UK
BLOG thehub.mitsubishielectric.co.uk

UNITED KINGDOM Mitsubishi Electric Europe Living Environment Systems Division, Travellers Lane, Hatfield, Hertfordshire, AL10 8XB, England. Telephone: 01707 282880 Fax: 01707 278881
IRELAND Mitsubishi Electric Europe, Westgate Business Park, Ballymount, Dublin 24, Ireland. Telephone: (01) 419 8800 Fax: (01) 419 8890 International code: (003531)

Country of origin: United Kingdom - Italy - Turkey - Japan - Thailand - Malaysia. ©Mitsubishi Electric Europe 2022. Mitsubishi and Mitsubishi Electric are trademarks of Mitsubishi Electric Europe B.V. The company reserves the right to make any variation in technical specification to the equipment described, or to withdraw or replace products without prior notification or public announcement. Mitsubishi Electric is constantly developing and improving its products. All descriptions, illustrations, drawings and specifications in this publication present only general particulars and shall not form part of any contract. All goods are supplied subject to the Company's General Conditions of Sale, a copy of which is available on request. Third-party product and brand names may be trademarks or registered trademarks of their respective owners.

Note: Refer to 'Installation Manual' and 'Instruction Book' for further 'Technical Information'. The fuse rating is for guidance only and please refer to the relevant databook for detailed specification. It is the responsibility of a qualified electrician/electrical engineer to select the correct cable size and fuse rating based on current regulation and site specific conditions. Mitsubishi Electric's air conditioning equipment and heat pump systems contain a fluorinated greenhouse gas, R410A (GWP:2088), R32 (GWP:675), R407C (GWP:1774), R134a (GWP:1430), R513A (GWP:631), R454B (GWP:466), R1234ze (GWP:7) or R1234yf (GWP:4). *These GWP values are based on Regulation (EU) No 517/2014 from IPCC 4th edition. In case of Regulation (EU) No.626/2011 from IPCC 3rd edition, these are as follows. R410A (GWP:1975), R32 (GWP:550), R407C (GWP:1650) or R134a (GWP:1300).

Effective as of August 2022

Green Gateway greengateway.mitsubishielectric.co.uk