NOTES:
- THE CONTRACTOR IS RESPONSIBLE FOR CHECKING DIMENSIONS, TOLERANCES & REFERENCES. ANY DISCREPANCY TO BE VERIFIED WITH THE ARCHITECT BEFORE PROCEEDING WITH THE WORKS.
- WHERE AN ITEM IS COVERED BY DRAWINGS OF DIFFERENT SCALES, THE LARGER SCALE DRAWING TO BE WORKED TO.
- DO NOT SCALE FROM THE DRAWING. FIGURED DIMENSIONS TO BE WORKED TO IN ALL CASES.
- THIS DRAWING TO BE READ IN CONJUNCTION WITH:

1. 1800mm high concrete post and timber panel fence (to separate rear gardens to a distance of 3000mm from the rear facade)

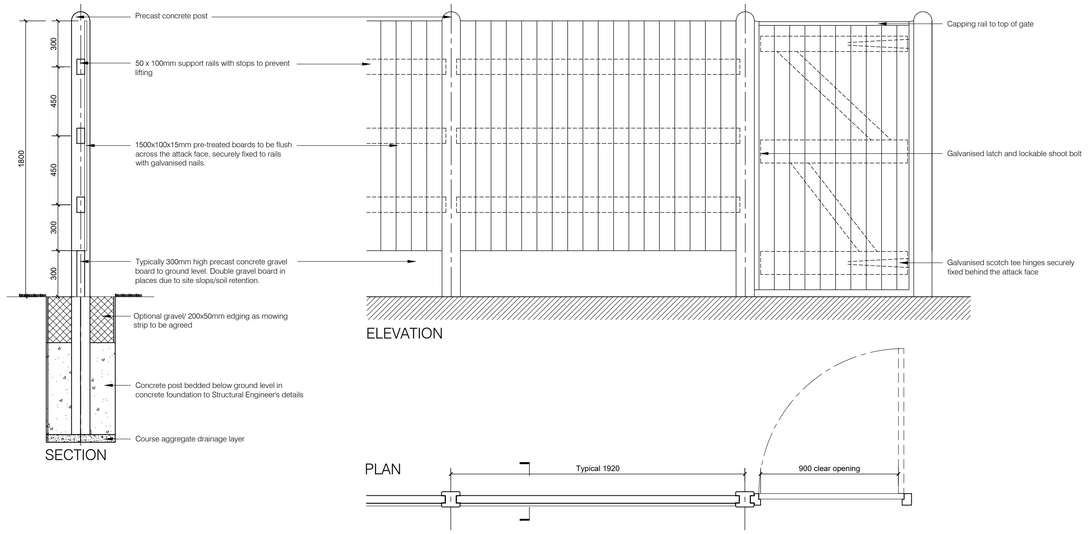

2. 1500mm high concrete post and timber panel fence with 300mm trellis (used between rear gardens)

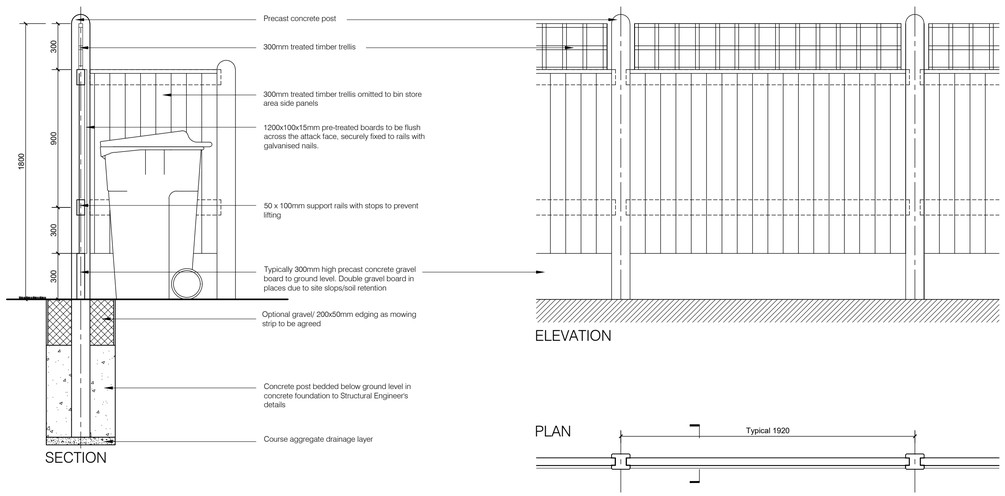

Boundary Treatments

1. 1800mm high concrete post and timber panel fence (to separate rear gardens to a distance of 3000mm from the rear facade)
2. 1800mm high concrete post with 1500mm high timber panel fence and 300mm timber trellis on top (used between rear gardens). No trellis adjacent to bin store.
3. 900mm high metal railings (from back of pavement to building line)
4. 450mm high low brick wall with 450mm high metal railings, on low side (along back of pavement)

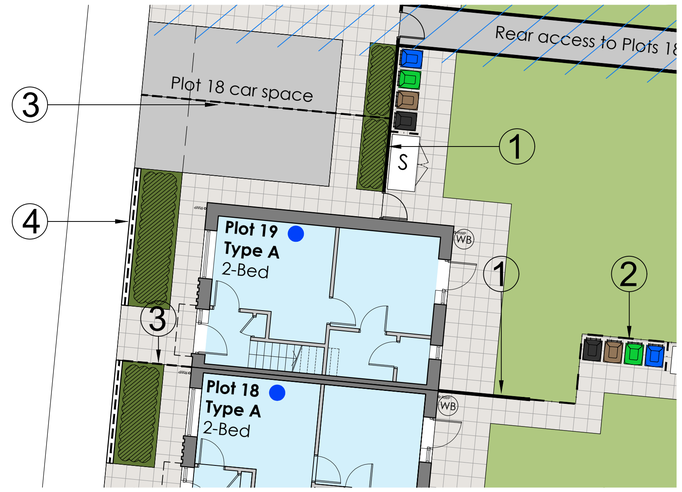

Site Plan Excerpt

GENERAL NOTES

Refer to site plan for external wall/boundary treatment locations.

Distances between posts shown here are typical only and it the responsibility of the manufacturer to check and confirm all distances required on site prior to manufacture.

All timber is to be pressure-treated and finished with exterior grade preservative/lacquer to specification.

All steel railings and posts to be painted RAL 7012.

Railings: box section posts & flat bar railings. All steel to be galvanised after assembly.
All fillet welds to be neat & filed down to remove any burrs etc. Sizing, centres & fixing to wall to specialists' recommendations.

3. 900mm high metal railings (from back of pavement to building line)

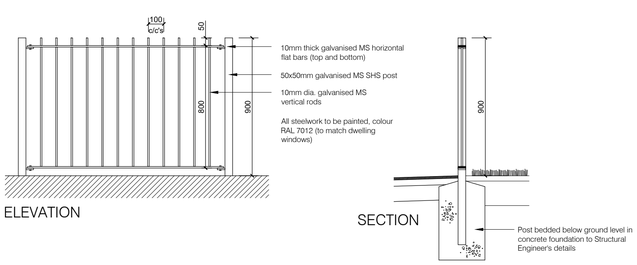

4. 450mm high low brick wall with 450mm high metal railings (along back of pavement)

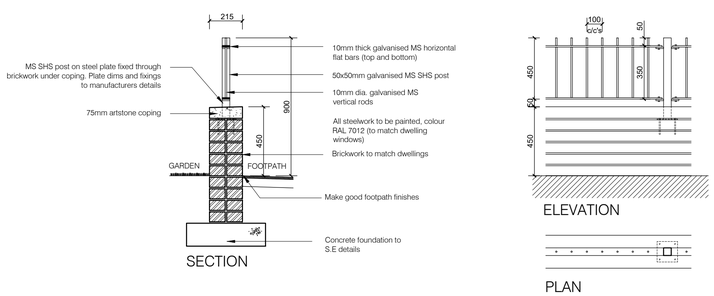

Rev	Date	By

Client:
One Manchester

Project:
Project500.Ph1.Brigham Street Openshaw

Description:
Boundary Treatment Details

Purpose of issue:
PLANNING

Drawn by:	Checked by:	Scale:
JH	MT	1:20
Date:	Project No:	Drawing No: Rev:
Feb 23	20-051	30

TRIANGLE ARCHITECTS

Manchester office: Raven House, 113 Fairfield Street, Manchester, M12 6EL Tel: 0161 272 3500 Fax: 0161 272 3501
studio@triangle-architects.co.uk www.triangle-architects.co.uk www.twitter.com/TriangleArch