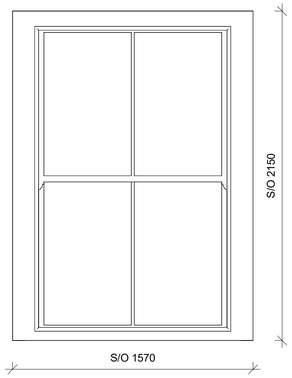

WINDOW TYPE A

W.100.10
W.100.11
W.100.12
W.100.14
W.200.01
W.200.02
W.200.03
W.200.04
W.200.05
W.200.06
W.200.07
W.200.08
W.UG00.13
W.UG00.14
W.UG00.15
W.UG00.16
W.UG00.17
TOTAL: 17

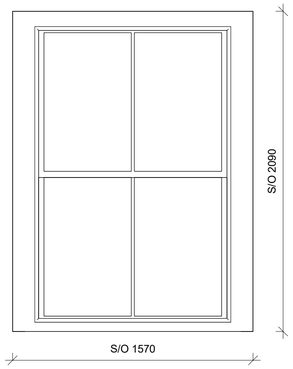

WINDOW TYPE B

W.100.09
W.100.16
W.100.17
W.100.18
W.100.19
W.100.20
W.100.21
W.100.22
W.100.23
W.200.10
W.200.11
W.200.12
W.200.14
W.200.15
W.200.16
W.200.17
W.200.18
W.200.19
W.200.20
W.200.21
W.200.22
W.200.23
TOTAL: 22

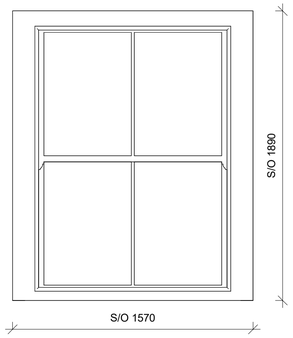

WINDOW TYPE C

W.200.09
W.300.01
W.300.02
W.300.03
W.300.04
W.300.05
W.300.06
W.300.07
W.300.08
W.400.01
W.400.02
W.400.03
W.400.04
W.400.05
W.400.06
W.400.07
W.400.08
W.400.18
W.400.19
W.400.20
W.400.21
W.400.22
W.400.23
W.400.24
W.400.25
TOTAL: 25

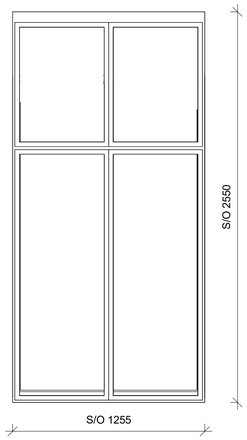

WINDOW TYPE DA
(EXTERNAL)

W.UG00.01.A
W.UG00.03.A
W.UG00.05.A
W.UG00.07.A
W.UG00.09.A
W.UG00.11.A
TOTAL: 6

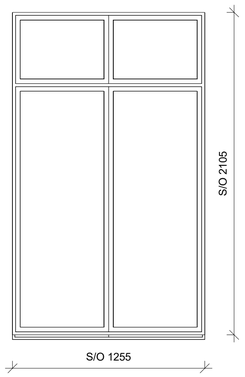

WINDOW TYPE DB
(INTERNAL)

W.UG00.01.B
W.UG00.03.B
W.UG00.05.B
W.UG00.07.B
W.UG00.09.B
W.UG00.11.B
TOTAL: 6

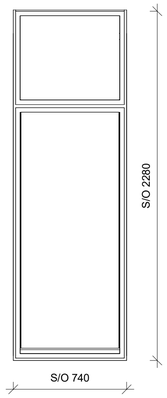

WINDOW TYPE EA
(EXTERNAL)

W.UG00.02.A
W.UG00.04.A
W.UG00.06.A
W.UG00.08.A
W.UG00.10.A
TOTAL: 5

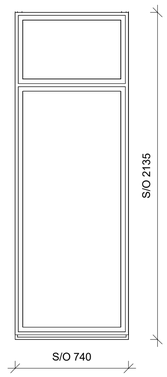

WINDOW TYPE EB
(INTERNAL)

W.UG00.02.B
W.UG00.04.B
W.UG00.06.B
W.UG00.08.B
W.UG00.10.B
TOTAL: 5

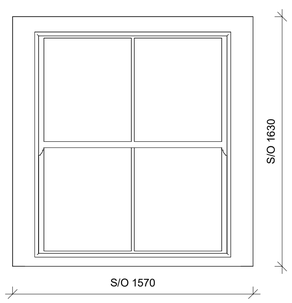

WINDOW TYPE F

W.300.09
W.300.10
W.300.11
W.300.12
W.300.14
W.400.09
W.400.10
W.400.11
W.400.12
W.400.14
W.400.16
TOTAL: 11

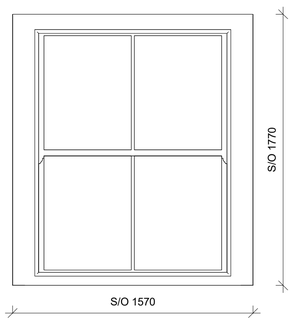

WINDOW TYPE G

W.300.15
W.300.16
W.300.17
W.300.18
W.300.19
W.300.20
W.300.21
W.300.22
W.300.23
TOTAL: 9

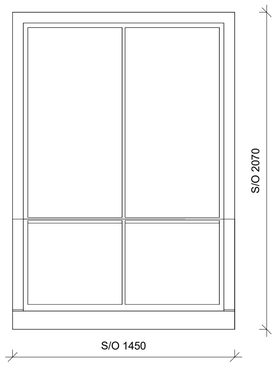

WINDOW TYPE H

W.LG00.03
W.LG00.04
W.LG00.05
W.LG00.06
TOTAL: 4

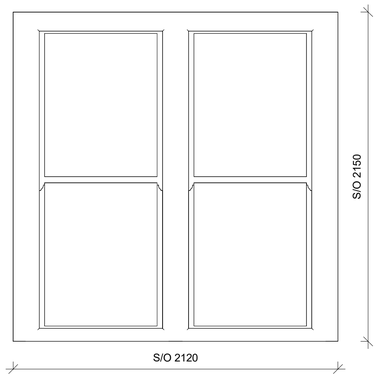

WINDOW TYPE J

W.100.15
TOTAL: 1

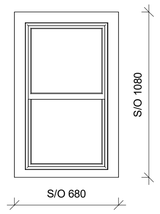

WINDOW TYPE K

W.400.15
W.400.17
TOTAL: 2

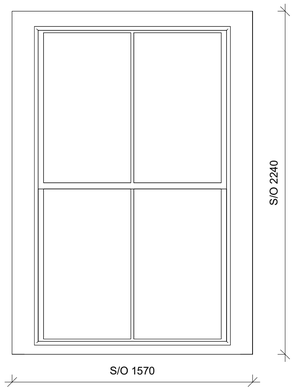

WINDOW TYPE L

W.100.01
W.100.02
W.100.03
W.100.04
W.100.05
W.100.06
W.100.07
W.100.08
TOTAL: 8

General Notes:

This drawing is the property of Fletcher-Rae (UK) Limited and copyright is reserved by them. The drawing is not to be copied, reproduced or re-distributed either in whole or in part without the prior written consent of Fletcher-Rae (UK) Limited.

The originator shall have no responsibility for any liability, loss, cost, damage or expense arising from or relating to any use of this document other than for its intended purpose on this project.

This drawing shall be read in conjunction with all other relevant drawings, specifications and associated documentation. Any discrepancies, errors or omissions are to be reported to the originator before proceeding with work.

All dimensions are to be checked on site by the contractor prior to proceeding with any work. This drawing shall not be scaled to ascertain any dimensions Work to figured dimensions only.

DISCLAIMER
When this drawing is issued in CAD, it is an uncontrolled version issued for information only, to enable the recipient to prepare their own documents/ drawings for which they are solely responsible.

SOFTWARE INTEROPERABILITY
Fletcher-Rae (UK) Limited prepared this drawing using Autodesk REVIT.

Fletcher-Rae (UK) Limited does not accept liability for any loss or degradation of any information held in the drawing resulting from the translation from the original file format to any other file format or from the recipients reading of it in any other programme.

Notes:

SPECIALIST MANUFACTURER TO CONFIRM ALL OPENING SIZES ON SITE

UNITS TO BE INSTALLED IN ACCORDANCE WITH REVEAL DEPTH DETAILS

TO BE READ IN CONJUNCTION WITH BUILDING REMEDIAL WORKS - 24006 - HFR - BS - ZZ - DR - A - 2700/2710

TO BE READ IN CONJUNCTION WITH WINDOW ELEVATIONS

TO BE READ IN CONJUNCTION WITH WINDOW SCHEDULE

THIS DRAWING IS TO BE READ IN CONJUNCTION WITH THE BEECH DESIGN & BUILD GA AND PLANNING INFORMATION, ACOUSTIC REPORT, FIRE STRATEGY AND STRUCTURAL INFORMATION.

THE DRAWING FORMS THE DESIGN INTENT WHICH IS TO BE DEVELOPED BY THE FACADE SPECIALIST SUB-CONTRACTOR WHO WILL BE RESPONSIBLE FOR ALL DETAIL DESIGN AND CO-ORDINATION.

ANY GLAZING BELOW 800MM FROM FFL TO BE IN ACCORDANCE WITH BS 6206 OR ON EXISTING GLAZING A SAFETY FILM IS TO BE APPLIED AS PER THE ABOVE DOCUMENTATION AND SPECIFICATIONS

ALL WINDOW REPLICAS SILL LEVEL SETTING OUT BASED FROM EXISITNG LEVEL.

ALL SECONDARY ELEMENTS DIMENSIONS TO BE CONFIRMED, SUBJECT TO LINING THICKNESS AND SPECIFICATIONS REQUIRED.

Windows Naming Code Principle

Level:

- Lower Ground	LG00
- Upper Ground	UG00
- First	100
- Second	200
- Third	300
- Forth	400
- Fifth	500

Existing Double Window Only:

- A	External
- B	Internal

W . XXX . XX . A

Window Sequential Number

Window Category:

- W	Existing Window
- SW	Secondary Window
- NW	New Window
- NIW	New Internal Window

GLAZING CONFIGURATION AS SUGGESTED WITHIN ACOUSTIC REPORT

GLAZING SOUND (dB)	CONFIGURATION
27 dB	New: 6 mm glass /16 mm cavity/6 mm glass (OR) Existing: 4 mm glazing/50 mm cavity/6 mm glass
28-29 dB	New: 8 mm glass/16 mm cavity/6 mm glass (OR) Existing: 4 mm glazing/100 mm cavity/6 mm secondary glazing
30-31 dB	New: 8 mm glass/16 mm cavity/6 mm glass (OR) Existing: 4 mm glazing/150 mm cavity/6 mm secondary glazing
32 dB	New: 6.8 mm acoustic laminate glass/16 mm cavity/6 mm glass (OR) Existing: 4 mm glazing/150 mm cavity/6 mm secondary glazing
34 dB	New: 8.8 mm acoustic laminate glass/16 mm cavity/6 mm glass (OR) Existing: 4 mm glazing/150 mm cavity/8 mm secondary glazing (OR) Existing: 4 mm glazing/200 mm cavity/6 mm secondary glazing
36 dB	New: 8.8 mm acoustic laminate glass/16 mm cavity/10 mm glass

Rev	Revision Details	Drawn	Date	Chck'd
P01	Planning	MM	21.06.24	

Project No. **24006**
Suitability **S2 SUITABLE FOR INFORMATION**
Status **PLANNING**

Client:
Beech Holdings

Project:
PICCADILLY WAREHOUSE
Bloom Street

Sheet Name:
Existing Windows Elevations_Planning

Drawing No. **24006-HFR-BS-XX-DR-A-9170** Rev. **P01**
Drawn By **SR** Scale **As indicated @ A1**
Created **03.05.24**

HORIZON
fletcher | rae

Level 12, Tower 12, 18-22 Bridge Street, Manchester, M3 3BZ

t +44 (0) 161 242 1140
w www.fletcher-rae.com
e info@fletcher-rae.com

C:\Users\m.mastrangelo\Documents\24006-HFR-BS-ZZ-M3-A-9001_Improved layout_m.mastrangelo.rvt