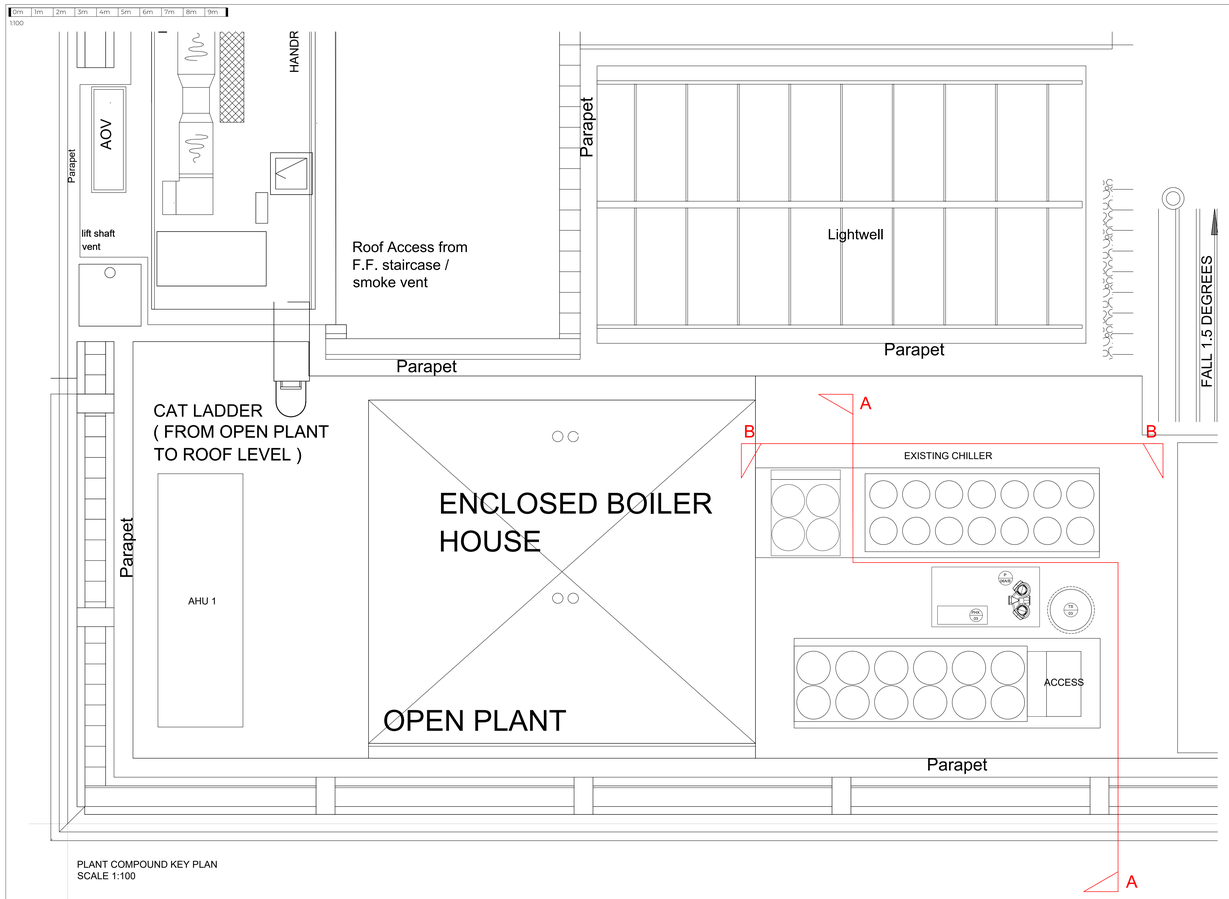

PLANT COMPOUND KEY PLAN
SCALE 1:100

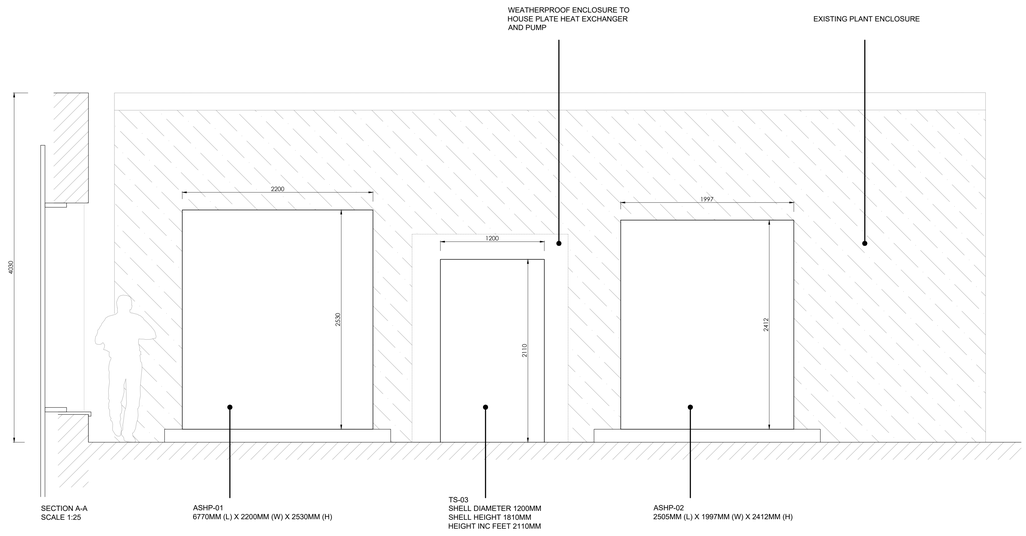

SECTION A-A
SCALE 1:25

ASHP-01
6770MM (L) X 2200MM (W) X 2530MM (H)

TS-03
SHELL DIAMETER 1200MM
SHELL HEIGHT 1810MM
HEIGHT INC FEET 2110MM

ASHP-02
2505MM (L) X 1997MM (W) X 2412MM (H)

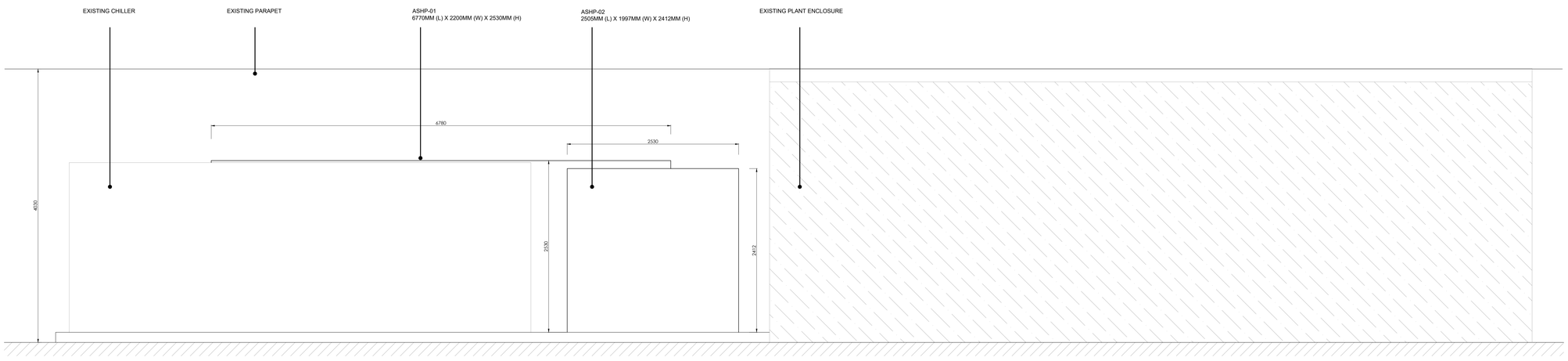

SECTION B-B
SCALE 1:25

NOTE: ALL DIMENSIONS TO BE CHECKED ON SITE
NO DIMENSIONS TO BE SCALED UNLESS OTHERWISE STATED

DRAWING STATUS
PLANNING ISSUE

REV	DESCRIPTION	DATE/INITIAL
-	-	-

adt workplace
ARCHITECTURE | DESIGN | DELIVERY | MANAGEMENT
T: 0161 655 0230 www.adtworkplace.com

DEVELOPMENT	MBC
PROJECT MANAGER	
DESIGN	DRAWN BY CR
SCALE@A0	1:100
DATE	30.04.24
PROJECT	ONE PICCADILLY GARDENS MANCHESTER M1 1RG
DRAWING NO. 00(07)109	REVISION
DRAWING TITLE	PROPOSED ROOF PLANT DETAILS