AS BUILT IMAGE 01 - LEVEL 01, WEST ELEVATION



AS BUILT IMAGE 02 - LEVEL 01, WEST ELEVATION

AS BUILT IMAGE 03 - LEVEL 00, EAST ELEVATION

SYSTEMS KEY
EWG-101_SHOP FRONT - LONG SPAN GLAZING
EWG-111_STICK CURTAIN WALLING WITH ANODISED ALUMINIUM LOUVRES
EWG-121_STRUCTURAL SILICONE JOINTED STICK CURTAIN WALLING SYSTEM
EWG-131_CURTAIN WALLING IN PRE-CAST CONCRETE
EWG-601_POLYCARBONATE SHEET CLADDING SYSTEM
EWR-111_EXPANDED ALUMINIUM MESH CLADDING SYSTEM
CON-101_PRE-CAST CONCRETE
EWR-101_METAL RAINSCREEN CLADDING SYSTEM
LVR-101_PLANT LOUVRE SYSTEM

MATERIALS KEY
GLP-101_EXTERNAL GLAZING
GLP-111_OPAQUE GLASS PANEL
GLP-371_POLYCARBONATE PROFILED SHEETS
EWM-601_ANODISED ALUMINIUM FIN PERFORATION PATTERN 1
EWM-602_ANODISED ALUMINIUM FIN PERFORATION PATTERN 2
EWM-603_ANODISED ALUMINIUM FIN PERFORATION PATTERN 3
EWM-604_ANODISED ALUMINIUM FIN
EWM-611_ANODISED ALUMINIUM METAL PANEL GOLD
EWM-612 TO EWM-623 PERFORATED ANODSIED ALUMINIUM FLAT PANEL TYPES 1-12
EWM-621_RAINSCREEN CLADDING - GREY ALUMINIUM
EWM-631_PERFORATED ALUMINIUM METAL PANEL - GREY
EWM-641_ANODISED ALUMINIUM PERFORATED LOUVRE
EWM-642_ALUMINIUM EXPANDED MESH PANELS
EWM-651_COMPOSITE PANEL
EWM-661_ANODISED ALUMINIUM PROJECTING HORIZONTAL LOUVRE
CON-601_PRECAST CONCRETE PANELS
CON-611_PRECAST CONCRETE FIN
CON-621_PRECAST CONCRETE LOUVRE
DRG-101_REVOLVING DOOR
DRG-111_GLASS FRONTED INTEGRATED DOOR SINGLE
DRG-113_GLASS FRONTED INTEGRATED DOOR DOUBLE
DRM-111_STEEL DOOR SINGLE
DRM-112_STEEL DOOR DOUBLE UNEQUAL
DRM-113_STEEL DOOR DOUBLE EQUAL
DRM-121_STEEL ROLLER SHUTTER
DRM-211_STEEL LOUVRED DOORSET SINGLE
DRM-213_STEEL LOUVRED DOORSET DOUBLE
WIN-101_GLASS FRONTED OPENING LIGHT

SGN-101 SIGNAGE USING PERFORATIONS ON ALUMINIUM PANEL
SGN-111 SIGNAGE MANIFESTATION TO EXTERNAL GLAZING
SGN-121 PERMANENT FRITTED SIGNAGE ON GLAZING
SGN-131 SIGNAGE ON ENTRANCE PORTICO
SGN-151 SIGNAGE ON EXPANDED METAL CLADDING

NOTE: PROPOSED SCOPE ONLY. FOR EXISTING
MATERIAL DESCRIPTIONS SEE DRAWINGS:
1338B-BDP-XX-XX-DR-A-211001 to
1338B-BDP-XX-XX-DR-A-211007 inc



04 GA Elevation - Proposed West
1 : 200

0 2 4 6 8 10 20m

BUILDING DESIGN PARTNERSHIP SHALL HAVE NO RESPONSIBILITY FOR ANY USE MADE OF THIS DOCUMENT OTHER THAN FOR THAT WHICH IT WAS PREPARED AND ISSUED.

ALL DIMENSIONS SHOULD BE CHECKED ON SITE.

DO NOT SCALE FROM THIS DRAWING

ANY DRAWING ERRORS OR DIVERGENCIES SHOULD BE BROUGHT TO THE ATTENTION OF BUILDING DESIGN PARTNERSHIP AT THE ADDRESS SHOWN BELOW.

DRAWINGS SHALL BE READ IN CONJUNCTION WITH THE FOLLOWING BEFORE WORK COMMENCES:
- THE CDM DESIGN ISSUES REGISTER
- THE BDP RISK SERIES OF DRAWINGS
- THE PROJECT CDM RISK REGISTER

NOTES

REVISION	DESCRIPTION	DRAWN	CHECKED	DATE
P04	Planning Issue	DE	MR	11.12.19
P03	RIBA Stage 3 issue	JD	MR	06.09.19
P02	RIBA Stage 3 issue	DD	MR	27.08.19
P01	First Issue	PM	MR	18.01.19

KEYPLAN

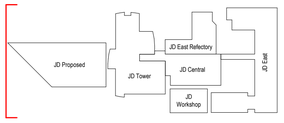

CLIENT

Manchester Metropolitan University

11 Ducie Street
PO Box 85
Piccadilly Basin
Manchester
M60 3JA
United Kingdom

T +44 (0)161 828 2200
www.bdp.com

BDP.

PROJECT TITLE: Science and Engineering Building
BDP JOB NUMBER: P2008524
SECTOR'S CLASSIFICATION: Commercial In Confidence
SUITABILITY:
DRAWING TITLE: GA Elevation - Proposed West
SCALE: @ A1 1 : 200
DATE FIRST ISSUED: 17/12/18
DRAWING No: 1338B-BDP-XX-XX-DR-A-201140
REVISION: P04

SYSTEMS KEY
EWG-101_SHOP FRONT - LONG SPAN GLAZING
EWG-111_STICK CURTAIN WALLING WITH ANODISED ALUMINIUM LOUVRES
EWG-121_STRUCTURAL SILICONE JOINTED STICK CURTAIN WALLING SYSTEM
EWG-131_CURTAIN WALLING IN PRE-CAST CONCRETE
EWG-601_POLYCARBONATE SHEET CLADDING SYSTEM
EWR-111_EXPANDED ALUMINIUM MESH CLADDING SYSTEM
CON-101_PRE-CAST CONCRETE
EWR-101_METAL RAINSCREEN CLADDING SYSTEM
LVR-101_PLANT LOUVRE SYSTEM

MATERIALS KEY
GLP-101_EXTERNAL GLAZING
GLP-111_OPAQUE GLASS PANEL
GLP-371_POLYCARBONATE PROFILED SHEETS
EWM-601_ANODISED ALUMINIUM FIN PERFORATION PATTERN 1
EWM-602_ANODISED ALUMINIUM FIN PERFORATION PATTERN 2
EWM-603_ANODISED ALUMINIUM FIN PERFORATION PATTERN 3
EWM-604_ANODISED ALUMINIUM FIN
EWM-611_ANODISED ALUMINIUM METAL PANEL GOLD
EWM-612 TO EWM-623 PERFORATED ANODSIED ALUMINIUM FLAT PANEL TYPES 1-12
EWM-621_RAINSCREEN CLADDING - GREY ALUMINIUM
EWM-631_PERFORATED ALUMINIUM METAL PANEL - GREY
EWM-641_ANODISED ALUMINIUM PERFORATED LOUVRE
EWM-642_ALUMINIUM EXPANDED MESH PANELS
EWM-651_COMPOSITE PANEL
EWM-661_ANODISED ALUMINIUM PROJECTING HORIZONTAL LOUVRE
CON-601_PRECAST CONCRETE PANELS
CON-611_PRECAST CONCRETE FIN
CON-621_PRECAST CONCRETE LOUVRE
DRG-101_REVOLVING DOOR
DRG-111_GLASS FRONTED INTEGRATED DOOR SINGLE
DRG-113_GLASS FRONTED INTEGRATED DOOR DOUBLE
DRM-111_STEEL DOOR SINGLE
DRM-112_STEEL DOOR DOUBLE UNEQUAL
DRM-113_STEEL DOOR DOUBLE EQUAL
DRM-121_STEEL ROLLER SHUTTER
DRM-211_STEEL LOUVRED DOORSET SINGLE
DRM-213_STEEL LOUVRED DOORSET DOUBLE
WIN-101_GLASS FRONTED OPENING LIGHT

SGN-101 SIGNAGE USING PERFORATIONS ON ALUMINIUM PANEL
SGN-111 SIGNAGE MANIFESTATION TO EXTERNAL GLAZING
SGN-121 PERMANENT FRITTED SIGNAGE ON GLAZING
SGN-131 SIGNAGE ON ENTRANCE PORTICO
SGN-151 SIGNAGE ON EXPANDED METAL CLADDING

NOTE: PROPOSED SCOPE ONLY. FOR EXISTING MATERIAL DESCRIPTIONS SEE DRAWINGS:
1338B-BDP-XX-XX-DR-A-211001 to
1338B-BDP-XX-XX-DR-A-211007 inc

2 **Internal Elevation Roof Terrace**
1 : 200

BOWMER + KIRKLAND

03 **GA Elevation - Proposed South**
1 : 200

0 2 4 6 8 10 20m

BUILDING DESIGN PARTNERSHIP SHALL HAVE NO RESPONSIBILITY FOR ANY USE MADE OF THIS DOCUMENT OTHER THAN FOR THAT WHICH IT WAS PREPARED AND ISSUED.

ALL DIMENSIONS SHOULD BE CHECKED ON SITE.

DO NOT SCALE FROM THIS DRAWING

ANY DRAWING ERRORS OR DIVERGENCIES SHOULD BE BROUGHT TO THE ATTENTION OF BUILDING DESIGN PARTNERSHIP AT THE ADDRESS SHOWN BELOW.

DRAWINGS SHALL BE READ IN CONJUNCTION WITH THE FOLLOWING BEFORE WORK COMMENCES:
- THE CDM DESIGN ISSUES REGISTER
- THE BDP RISK SERIES OF DRAWINGS
- THE PROJECT CDM RISK REGISTER

NOTES

REVISION	DESCRIPTION	DRAWN	CHECKED	DATE
P04	Planning Issue	DE	MR	11.12.19
P03	RIBA Stage 3 issue	JD	MR	06.09.19
P02	RIBA Stage 3 issue	DD	MR	27.08.19
P01	First Issue	PM	MR	18.01.19

KEYPLAN

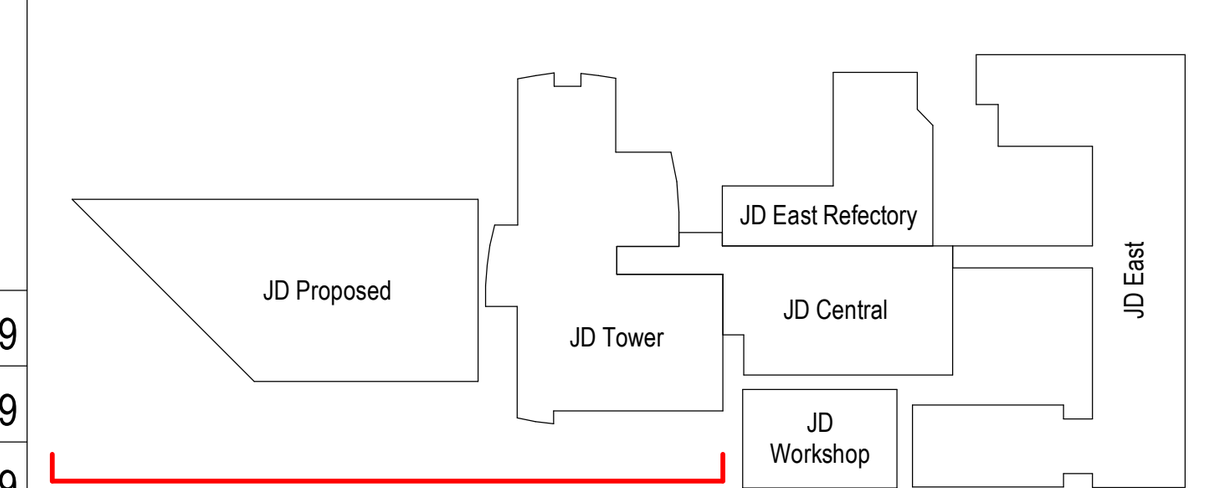

CLIENT
Manchester Metropolitan University

BDP.
11 Ducie Street
PO Box 85
Piccadilly Basin
Manchester
M60 3JA
United Kingdom

T +44 [0]161 828 2200
www.bdp.com

PROJECT TITLE
Science and Engineering Building

BDP JOB NUMBER: P2008524
SECURITY CLASSIFICATION: Commercial In Confidence

DRAWING TITLE
GA Elevation - Proposed South

SCALE: @ A1 1 : 200
DATE FIRST ISSUED: 17/12/18

DRAWING No: 1338B-BDP-XX-XX-DR-A-201131
REVISION: P04

SYSTEMS KEY
EWG-101_SHOP FRONT - LONG SPAN GLAZING
EWG-111_STICK CURTAIN WALLING WITH ANODISED ALUMINIUM LOUVRES
EWG-121_STRUCTURAL SILICONE JOINTED STICK CURTAIN WALLING SYSTEM
EWG-131_CURTAIN WALLING IN PRE-CAST CONCRETE
EWG-601_POLYCARBONATE SHEET CLADDING SYSTEM
EWR-111_EXPANDED ALUMINIUM MESH CLADDING SYSTEM
CON-101_PRE-CAST CONCRETE
EWR-101_METAL RAINSCREEN CLADDING SYSTEM
LVR-101_PLANT LOUVRE SYSTEM

MATERIALS KEY
GLP-101_EXTERNAL GLAZING
GLP-111_OPAQUE GLASS PANEL
GLP-371_POLYCARBONATE PROFILED SHEETS
EWM-601_ANODISED ALUMINIUM FIN PERFORATION PATTERN 1
EWM-602_ANODISED ALUMINIUM FIN PERFORATION PATTERN 2
EWM-603_ANODISED ALUMINIUM FIN PERFORATION PATTERN 3
EWM-604_ANODISED ALUMINIUM FIN
EWM-611_ANODISED ALUMINIUM METAL PANEL GOLD
EWM-612 TO EWM-623 PERFORATED ANODSIED ALUMINIUM FLAT PANEL TYPES 1-12
EWM-621_RAINSCREEN CLADDING - GREY ALUMINIUM
EWM-631_PERFORATED ALUMINIUM METAL PANEL - GREY
EWM-641_ANODISED ALUMINIUM PERFORATED LOUVRE
EWM-642_ALUMINIUM EXPANDED MESH PANELS
EWM-651_COMPOSITE PANEL
EWM-661_ANODISED ALUMINIUM PROJECTING HORIZONTAL LOUVRE
CON-601_PRECAST CONCRETE PANELS
CON-611_PRECAST CONCRETE FIN
CON-621_PRECAST CONCRETE LOUVRE
DRG-101_REVOLVING DOOR
DRG-111_GLASS FRONTED INTEGRATED DOOR SINGLE
DRG-113_GLASS FRONTED INTEGRATED DOOR DOUBLE
DRM-111_STEEL DOOR SINGLE
DRM-112_STEEL DOOR DOUBLE UNEQUAL
DRM-113_STEEL DOOR DOUBLE EQUAL
DRM-121_STEEL ROLLER SHUTTER
DRM-211_STEEL LOUVRED DOORSET SINGLE
DRM-213_STEEL LOUVRED DOORSET DOUBLE
WIN-101_GLASS FRONTED OPENING LIGHT

SGN-101 SIGNAGE USING PERFORATIONS ON ALUMINIUM PANEL
SGN-111 SIGNAGE MANIFESTATION TO EXTERNAL GLAZING
SGN-121 PERMANENT FRITTED SIGNAGE ON GLAZING
SGN-131 SIGNAGE ON ENTRANCE PORTICO
SGN-151 SIGNAGE ON EXPANDED METAL CLADDING

NOTE: PROPOSED SCOPE ONLY. FOR EXISTING MATERIAL DESCRIPTIONS SEE DRAWINGS:
1338B-BDP-XX-XX-DR-A-211001 to
1338B-BDP-XX-XX-DR-A-211007 inc

BOWMER + KIRKLAND



1 GA Elevation - Proposed East
1 : 200

BUILDING DESIGN PARTNERSHIP SHALL HAVE NO RESPONSIBILITY FOR ANY USE MADE OF THIS DOCUMENT OTHER THAN FOR THAT WHICH IT WAS PREPARED AND ISSUED.

ALL DIMENSIONS SHOULD BE CHECKED ON SITE.

DO NOT SCALE FROM THIS DRAWING

ANY DRAWING ERRORS OR DIVERGENCIES SHOULD BE BROUGHT TO THE ATTENTION OF BUILDING DESIGN PARTNERSHIP AT THE ADDRESS SHOWN BELOW .

DRAWINGS SHALL BE READ IN CONJUNCTION WITH THE FOLLOWING BEFORE WORK COMMENCES:
- THE CDM DESIGN ISSUES REGISTER
- THE BDP RISK SERIES OF DRAWINGS
- THE PROJECT CDM RISK REGISTER

NOTES

REVISION	DESCRIPTION	DRAWN	CHECKED	DATE
P04	Planning Issue	DE	MR	11.12.19
P03	RIBA Stage 3 issue	JD	MR	06.09.19
P02	RIBA Stage 3 issue	DD	MR	27.08.19
P01	First Issue	PM	MR	18.01.19

KEYPLAN

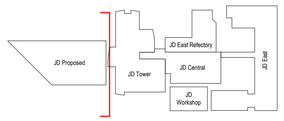

CLIENT
Manchester Metropolitan University

11 Ducie Street
PO Box 85
Piccadilly Basin
Manchester
M60 3JA
United Kingdom

T +44 (0)161 828 2200
www.bdp.com

BDP.

PROJECT TITLE: Science and Engineering Building
BDP JOB NUMBER: P2008524
SECURITY CLASSIFICATION: Commercial In Confidence
SUITABILITY:
DRAWING TITLE: GA Elevation - Proposed East
SCALE: 1 : 200 @ A1
DATE FIRST ISSUED: 13/0319
DRAWING No: 1338B-BDP-XX-XX-DR-A-201121
REVISION: P04