A0



REFERENCE A1 & A1/E:
DEXTRA RECESSED LIGHTING

REFERENCE B1 & B1/E:
DEXTRA LIGHTING
AMENITY PLUS SQUARE RANGE

REFERENCE C1/E:
DEXTRA LIGHTING
IMPERVA IP65 RANGE

REFERENCE D1 & D1/E:
DEXTRA LIGHTING
CONTINUOUS RUNWAY SUSPENDED RANGE

REFERENCE E1:
DEXTRA LIGHTING
BRASS ESCAPE ROUTE SIGNAGE

REFERENCE F1:
DEXTRA LIGHTING
PRO LIGHT MINI ROUND RANGE

REFERENCE G1 & G1/E:
DEXTRA LIGHTING
HYDRA IP65 LED LINEAR RANGE

REFERENCE H1 & H1/E:
DEXTRA LIGHTING
OPUS IP65 LED WALL MOUNTED RANGE

REFERENCE J1:
DEXTRA LIGHTING
ALULED RGB INDIRECT COLOURED ACCENT LED LIGHTING RANGE MOUNTED
ON TOP OF CONTINUOUS RUNWAY SUSPENDED RANGE

REFERENCE K1:
STEON LIGHTING
CRATER RANGE

REFERENCE M1:
COLLINGWOOD LIGHTING
SQUARE GROUND LIGHT TYPE GL051

REFERENCE L1:
DEXTRA LIGHTING
OPUS SCONCE RANGE BI-DIRECTIONAL LED





POSSIBLE SUSPENDED PENDANTS

REFERENCE O1/O1/E:
STEON LIGHTING WHITEWELL I RANGE
E27 LED OXIDISED COPPER

MAINS DISTRIBUTION LEGEND

SYMBOL	DESCRIPTION
	MAIN SWITCHBOARD
	"TP&N / SP&N" DISTRIBUTION BOARD "LP / L / P / D / CCTV"

LIGHTING LEGEND

SYMBOL	DESCRIPTION
	LIGHTING SWITCHWIRE
A1	DEXTRA BTEC MEDIUM RANGE BTECM L22 14W, 129 LM/W
B1	DEXTRA LIGHTING AMENITY PLUS SQUARE RANGE
C1	DEXTRA LIGHTING IMPERVA IP65 RANGE
D1	DEXTRA LIGHTING CONTINUOUS RUNWAY SUSPENDED RANGE
E1	BRASS ESCAPE ROUTE SIGNAGE
F1	DEXTRA LIGHTING PRO LIGHT MINI ROUND RANGE
G1	DEXTRA LIGHTING HYDRA IP65 LED LINEAR RANGE
H1	DEXTRA LIGHTING OPUS IP65 LED WALL MOUNTED RANGE
J1	DEXTRA LIGHTING ALULED RGB INDIRECT COLOURED ACCENT LED LIGHTING RANGE MOUNTED ON TOP OF CONTINUOUS RUNWAY SUSPENDED BRIDGE
K1	STEON LIGHTING CAPRIL MIDI RANGE
M1	COLLINGWOOD LIGHTING SQUARE GROUND LIGHT TYPE GL051
L1	DEXTRA LIGHTING OPUS SCONCE RANGE BI-DIRECTIONAL LED
O1	STEON LIGHTING WHITEWELL I RANGE E27 LED OXIDISED COPPER

LIGHTING CONTROLS LEGEND

SYMBOL	DESCRIPTION
	ONE WAY GRID SWITCH (* DENOTES No. OF GANGS)
P LP	360° LOW PROFILE PIR PRESENCE DETECTOR*C/W PHOTOCELL*
A LP	360° LOW PROFILE PIR ABSENCE DETECTOR*C/W PHOTOCELL*
SC	LIGHTING SCENE CONTROLLER PANEL

ABBREVIATIONS

/E	INTEGRATED EMERGENCY

GENERAL NOTES

1. THIS DRAWING SHALL BE READ IN CONJUNCTION WITH THE ECS ELECTRICAL ENGINEERING SPECIFICATIONS.
2. THIS DRAWING IS INDICATIVE AND IS INTENDED TO HIGHLIGHT THE PROPOSED LOCATION FOR ELECTRICAL SERVICES. THE CONTRACTOR SHALL NOTE THESE DRAWINGS SHALL NOT BE USED FOR CONSTRUCTION PURPOSES. THE CONTRACTOR SHALL INCLUDE TO PRODUCE THEIR OWN WORKING DRAWINGS, TAKE DETAILED SITE MEASUREMENTS, INDICATE THE PROVISION OF BUILDERS WORKS AND COORDINATE THE INSTALLATION OF ALL SERVICES.
3. THE CONTRACTOR SHALL NOTE THIS DRAWING HAS BEEN PRODUCED USING LIMITED SITE SURVEY INFORMATION. THE CONTRACTOR SHALL INCLUDE TO CARRY OUT AN INTRUSIVE SURVEY AND TO PRODUCE DRAWINGS THAT REFLECT THE INSTALLATION.
4. ALL EQUIPMENT SHALL BE INSTALLED & LOCATED TO MAINTAIN SPATIAL REQUIREMENTS TO FACILITATE ACCESS & MAINTENANCE IN LINE WITH MANUFACTURERS RECOMMENDATIONS AND GOOD PRACTICE GUIDES.
5. ALL EQUIPMENT SHALL BE INSTALLED IN ACCORDANCE WITH MANUFACTURERS GUIDELINES.
6. DO NOT SCALE FROM THIS DRAWING.
7. ALL DETAILS ARE APPLICABLE TO EVERY DRAWING UNLESS INDICATED OTHERWISE.
8. THE CONTRACTOR SHALL INCLUDE TO IDENTIFY THE COMPLETE EXISTING ELECTRICAL INSTALLATION, EXTEND AND ADAPT TO FACILITATE THE PROPOSED WORKS

LEGEND

SYMBOL	DESCRIPTION
	THE RAFTING IS SHOWN AS TRANSPARENT HATCHING ON THE DRAWINGS

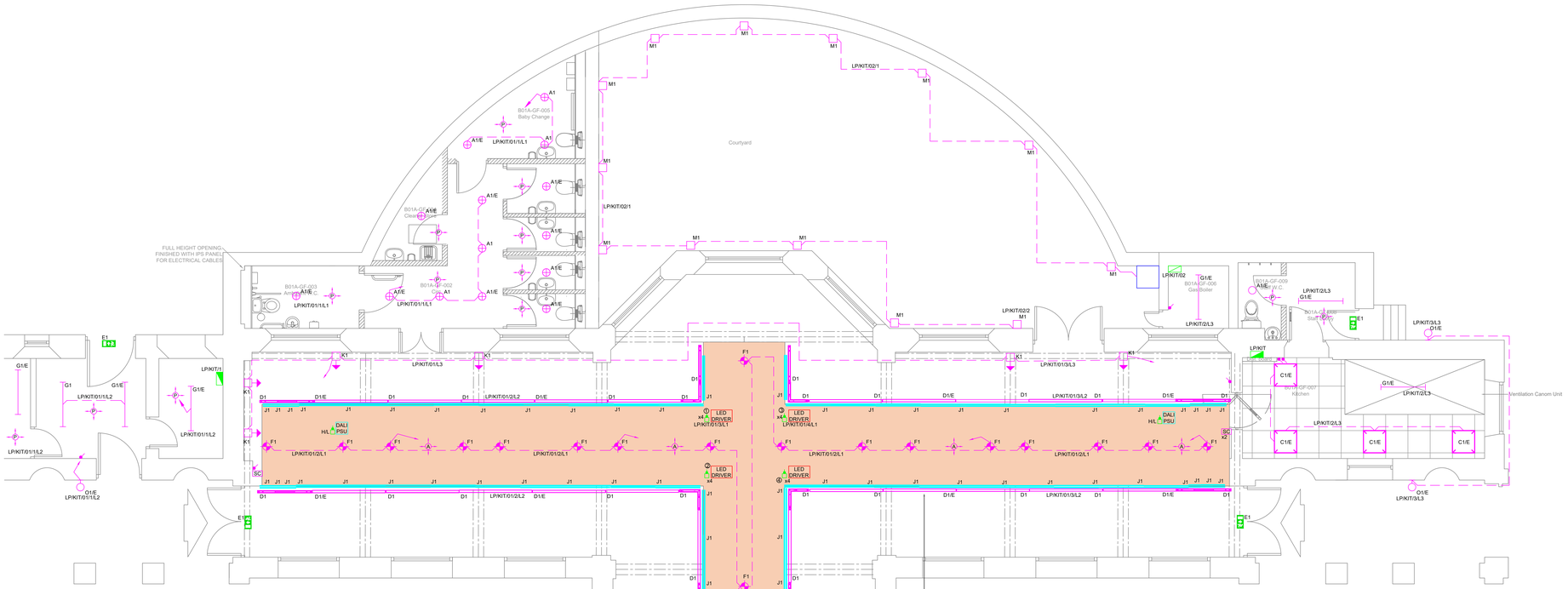

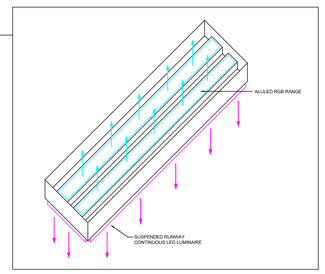

DETAIL A: LIGHT SPECIFICATION DRAWING

Rev.	Description	Revised By	Date
P1	MCC PLANNERS INFORMATION REQUEST	G.M.	Apr. 2024
I5	INFORMATION ISSUE	G.M.	Mar. 2024
I4	INFORMATION ISSUE	G.M.	Feb. 2024
I3	INFORMATION ISSUE (PLANNING)	G.M.	Feb. 2024
I2	INFORMATION ISSUE.	G.M.	Jan. 2024
I1	INFORMATION ISSUE.	G.M.	Aug. 2023

STATUS
INFORMATION

ecs CONSULTANTS
Building Services Consulting Engineers
146 Stockport Road
Cheadle, Cheshire. SK8 2DP
Tel. 0161 283 2882 Fax 0161 282 8825
Web Site: www.ecs-ecs.co.uk Email: sales@ecs-ecs.co.uk

JOB NO.	DRAWING NO.	COMPUTER FILE	REVISION
24/100/OR	24/100/OR/EP/05	24_100_OR_EP_05	P1
DATE	SCALE	DRAWN	CHECKED
April. 2024	1:50 @ A0	J.M.	G.M.

JOB TITLE
Heaton Park Orangery
MCC Planners Information Request

CfA ISO 9001 — UKAS

DRAWING TITLE
Orangery
Lighting Layout
Option 1

CAD original - not to be modified by hand