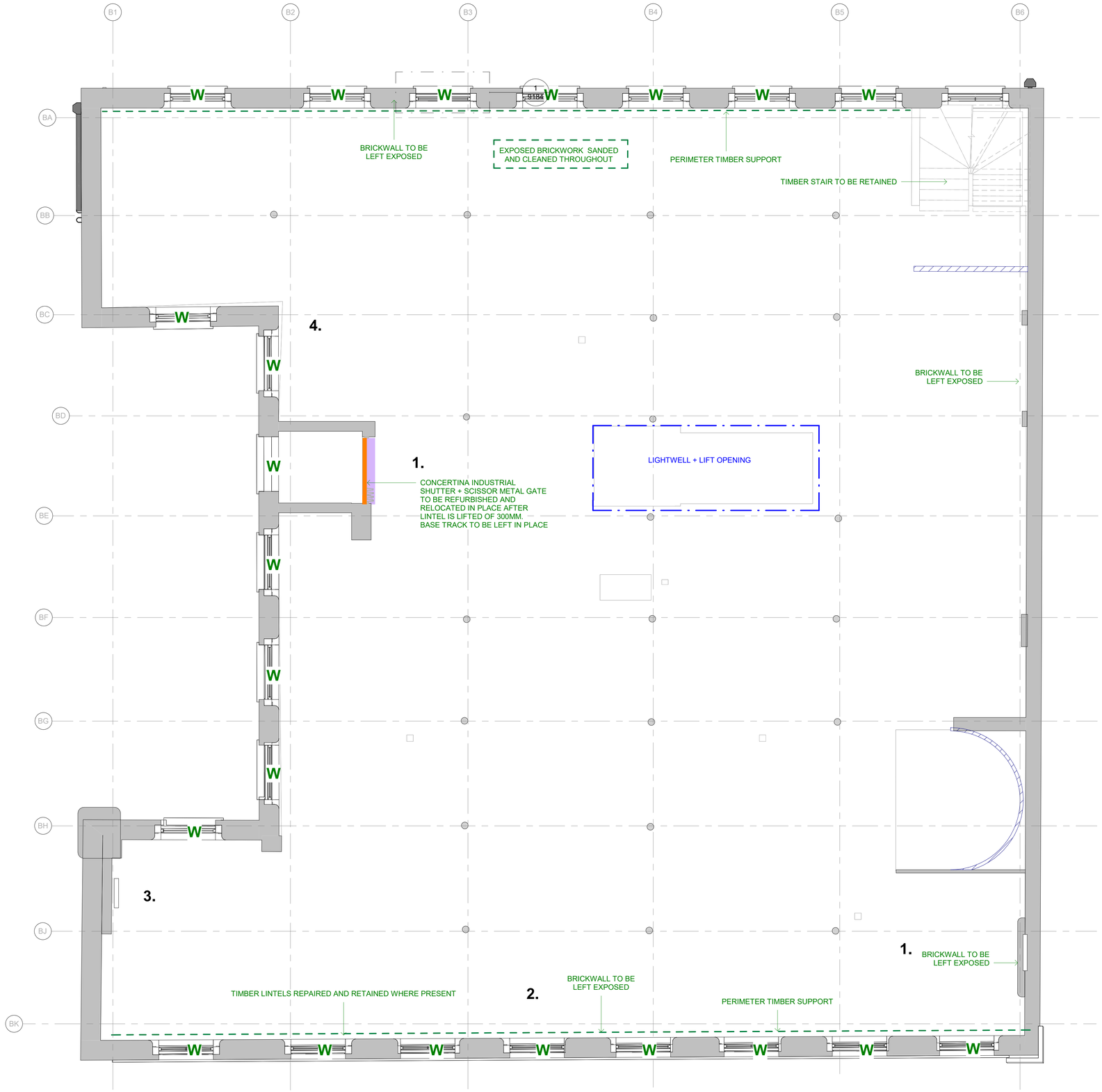

1 | BS - 03 - Third Floor_Retention Plan.
1 : 50



1. Main stair soffitt to be refurbished

2. Perimeter timber support

3. Sanded wall with fireplace feature

4. Retained Timber sills

General Notes:

This drawing is the property of Fletcher-Rae (UK) Limited and copyright is reserved by them. The drawing is not to be copied, reproduced or re-distributed either in whole or in part without the prior written consent of Fletcher-Rae (UK) Limited.

The originator shall have no responsibility for any liability, loss, cost, damage or expense arising from or relating to any use of this document other than for its intended purpose on this project.

This drawing shall be read in conjunction with all other relevant drawings, specifications and associated documentation. Any discrepancies, errors or omissions are to be reported to the originator before proceeding with work.

All dimensions are to be checked on site by the contractor prior to proceeding with any work. This drawing shall not be scaled to ascertain any dimensions Work to figured dimensions only.

DISCLAIMER
When this drawing is issued in CAD, it is an uncontrolled version issued for information only, to enable the recipient to prepare their own documents/ drawings for which they are solely responsible.

SOFTWARE INTEROPERABILITY
Fletcher-Rae (UK) Limited prepared this drawing using Autodesk REVIT.

Fletcher-Rae (UK) Limited does not accept liability for any loss or degradation of any information held in the drawing resulting from the translation from the original file format to any other file format or from the recipients reading of it in any other programme.

C:\Users\m.mastrangelo\Documents\24006-HFR-BS-ZZ-M3-A-9001_Improved layout_m.mastrangelo.rvt

KEY PLAN

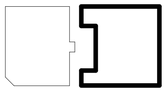

PROJECT NOTES:

- Based on survey information received in May 2024.
- To be read in conjunction with retention drawings
- All setting-out information to be reviewed by Contractor on site.
- Dimensions of all footings and foundations to be confirmed by SE upon comletion of site investigation works.
- Contractor to set out internal walls on all floors using gridines as reference and confirm dimensions on site before any builders work is carried out. Any discrepancy should be highlighted and made clear to relevant consultants.

RETENTION LEGEND:

- SKIRTING TO BE ENCAPSULATED
- CORNICE TO BE LEFT EXPOSED AND WHERE REQUIRED TO BE REBUILT UP TO NEXT PARTITION
- SAFE DOOR TO BE REFURBISHED AND RETAINED AS A FEATURE
- CONCERTINA INDUSTRIAL SHUTTER - TO BE REFURBISHED AND INCORPORATED AS A FEATURE IN THE APARTMENTS
- METAL SCISSOR GATE TO BE REFURBISHED AND RETAINED AS A FEATURE
- GATES TO BE REFURBISHED / PROPOSED TO MATCH EXISTING
- W — WINDOWS TO BE RETAINED AND REFURBISHED
- TEXT — TEXT RELATED TO ELEMENTS TO BE RETAINED

PLASTERING WORKS

ALL PLASTERING WORKS TO BE DONE IN ACCORDANCE WITH SPECIALIST HERITAGE PLASTERING CONTRACTORS REPORT.

- LIME PLASTER TO BE REINSTATED.
- MISSING/ DAMAGED ORNAMENTAL PLASTER/ CORNICING TO BE REINSTATED AND EXISTING TO BE RETAINED AND MADE GOOD.
- NEW LATH & PLASTER CEILING
- EXISTING LATH & PLASTER CEILING TO BE RETAINED AND REPAIRED
- LATH & PLASTER WALLS TO BE RETAINED AND REFURBISHED
- PC — PLASTERING WORK COMPLETED. CONTRACTOR TO CONFIRM THAT WORKS HAVE BEEN CARRIED TO A SATISFACTORY STANDARD

- EXISTING STAIRS TO BE REFURBISHED AND MADE GOOD. SKIRTING TO BE RETAINED IN PLACE AND ENCAPSULATED. ENCLOSED WALL TO BE RESTORED

Rev	Revision Details	Drawn	Date	Chck'd
P01	Planning	MM	21.06.24	

Project No. **24006**
Suitability **S2 SUITABLE FOR INFORMATION**
Status **PLANNING**

Client:
Beech Holdings

Project:
PICCADILLY WAREHOUSE
Bloom Street

Sheet Name:
Third Floor_Retention Plan_Planning

Drawing No. **24006-HFR-BS-03-DR-A-9043** Rev. **P01**
Drawn By **MM** Scale **1 : 50 @ A1**
Created **09.04.24**

HORIZON
fletcher | rae

Level 12, Tower 12, 18-22 Bridge Street, Manchester, M3 3BZ

t +44 (0) 161 242 1140
w www.fletcher-rae.com
e info@fletcher-rae.com